

Student Financial Aid 2010-11	2009-10 Data
-------------------------------	--------------

Institution: University of Missouri-Kansas City (178402)

User ID: 29C0011

Overview

IPEDS Student Financial Aid Component Overview
Public Academic Reporters

Welcome to the Student Financial Aid (SFA) component of the U.S. Department of Education's Integrated Postsecondary Education Data System (IPEDS)!

The purpose of the SFA component is to collect information about financial aid provided to various groups of undergraduate students at your institution.

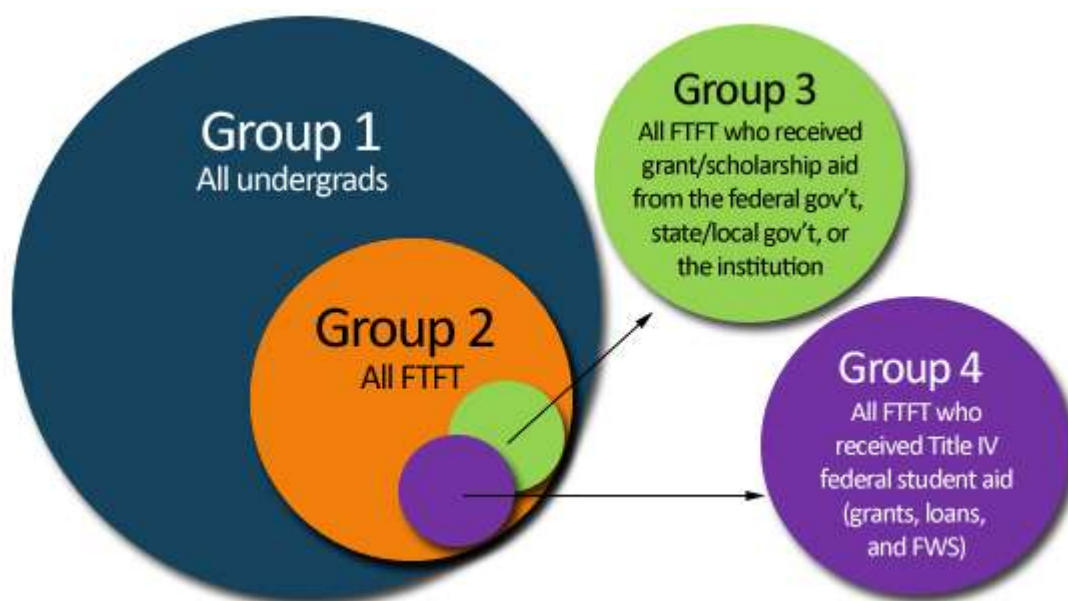
BEFORE YOU BEGIN

You will need the following materials to complete this survey:

- SFA instructions
- Counts and dollars amounts of different types of aid received by the following students in the 2009-10 full financial aid year:
 - Group 1.** All undergraduate students
 - Group 2.** Of the students in Group 1, those who are full-time, first-time degree/certificate-seeking students
 - Group 3.** Of the students in Group 2, those paying in-state or in-district tuition who received grant or scholarship aid from the federal government, state/local government, or the institution
 - Group 4.** Of the students in Group 2, those paying in-state or in-district tuition who received Title IV federal student aid
- Living arrangement information for Group 3 and Group 4 students in the 2009-10 full financial aid year
- Income categories for Group 4 students in the 2009-10 full financial aid year

KEY CONCEPTS**Groups**

In this component, you will be asked to report information regarding different groups of students. See below for a visual representation of these various groups.

**Aid Received**

Throughout the instructions, the word "received" refers to financial aid that was awarded to, and accepted by, a student. This amount may differ from the aid amount that is disbursed to a student.

Interactive Edits and Error Messages

The SFA component contains interactive edits that will check for blank fields, invalid values, or values that fall outside expected ranges. Some error messages will require you to confirm or explain the values that you entered. Some error messages are fatal and will require you to contact the IPEDS Help Desk for resolution.

Context Boxes

You will find optional text boxes throughout the SFA component. Context boxes allow you to provide more information about the data you enter. Note that some of these context boxes will be made available to the public on College Navigator, so make sure that the information you enter can be understood easily by students, parents, and the general public.

Resources:

To download the survey materials for this component: [Survey Materials](#)

To access your prior year data submission for this component: [Reported Data](#)

If you have questions about completing this survey, please contact the **IPEDS Help Desk at 1-877-225-2568**.

Institution: University of Missouri-Kansas City (178402)

User ID: 29C0011

Part A

Part A - Establish Your Groups

Part A establishes the number of students in various groups. Note that the numbers on this screen will be carried forward to other parts of the Student Financial Aid component.

In the fields below, report the number of students in each of the following groups:

	Fall 2009	Fall 2009 counts reported on last year's Fall Enrollment survey	Fall 2008 counts reported on last year's SFA survey
01. Group 1 All undergraduate students enrolled in Fall 2009	<input type="text" value="9,381"/>	9,381	9,261
Group 2 02. Of those in Group 1, those who are full-time, first-time degree/certificate-seeking	<input type="text" value="979"/>	979	974
02a. Of those in Group 2, those who received any Federal Work Study, loans to students, or grant or scholarship aid from the federal government, state/local government, the institution, or other sources known to the institution	<input type="text" value="917"/>		830
02b. Of those in Group 2, those who received any loans to students or grant or scholarship aid from the federal government, state/local government, or the institution	<input type="text" value="893"/>		
Group 3 03. Of those in Group 2, those paid the in-state or in-district tuition rate who received grant or scholarship aid from the federal government, state/local government, or the institution. Exclude other sources of grants.	<input type="text" value="645"/>		622
Group 4 04. Of those in Group 2, those paid the in-state or in-district tuition rate who received Title IV federal student aid	<input type="text" value="515"/>		518

Institution: University of Missouri-Kansas City (178402)

User ID: 29C0011

Part B

Part B - Enter Financial Aid About Group 1

Group 1 students are all undergraduates enrolled in Fall 2009.


For this part, report:

- Financial aid received by Group 1 students from all sources: the federal government, state/local government, the institution, and other sources known to the institution
- Financial aid received by Group 1 students at any time during the full aid year (academic year 2009–10)

In the fields below, report the number of Group 1 students and the total amount of aid received by these students for each type of aid.

Information from Part A:	Fall 2009	Fall 2008
Group 1		
All undergraduate students enrolled in Fall 2009	9,381	9,261
(This number is carried forward from Part A, Line 01.)		

Aid Type	Number of students in Group 1 receiving aid in 2009-10	Percentage of students receiving aid	Total amount of aid received by Group 1 in 2009-10	Average amount of aid received by students in Group 1
01. Grant or scholarship aid received from the federal government, state/local government, the institution, and other sources known to the institution	5,100	54	33,144,369	6,499
02. Pell grants	2,712	29	11,123,923	4,102
03. Federal student loans	4,690	50	47,094,378	10,041

 You may use the space below to provide context for data you've reported above. These context notes will be posted on the College Navigator website and should be written to be understood by students and parents.


Part C, Page 1

Part C - Enter Financial Aid About Group 2, Page 1

Group 2 students are all full-time, first-time degree/certificate-seeking undergraduate students enrolled in Fall 2009.

In the fields below, report the number of Group 2 students paying in-district, in-state, and out-of-state tuition rates.

Information from Part A:	Number of students in Fall 2009	Percentage of total number of undergraduate students in Fall 2009	Percentage of total number of undergraduate students in Fall 2008
Group 1			
01. All undergraduate students enrolled in Fall 2009 (This number is carried forward from A01.)	9,381		
Group 2			
02. Full-time, first-time degree/certificate-seeking undergraduates enrolled in Fall 2009 (This number is carried forward from A02.)	979	10	11
02a. Of those in Group 2, those who received any Federal Work Study, loans to students, or grant or scholarship aid from the federal government, state/local government, the institution, or other sources known to the institution (This number is carried forward from Part A, Line 02a.)	917	94	85
02b. Of those in Group 2, those who received any loans to students or grant or scholarship aid from the federal government, state/local government, or the institution	893	91	
04. Group 2 students:	Number of Group 2 students in Fall 2009	Percentage of Group 2 students in Fall 2009	Percentage of Group 2 students in Fall 2008
04a. <u>paying in-district tuition rates</u>	<input type="text" value="0"/>	0	0
04b. <u>paying in-state tuition rates</u>	<input type="text" value="729"/>	74	76
04c. <u>paying out-of-state tuition rates</u>	<input type="text" value="250"/>	26	24
Unknown (calculated value)			
04d. This value is calculated using the following formula: [02-(04a+04b+04c)]	0	0	0

 You may use the space below to provide context for data you've reported above. These context notes will be posted on the College Navigator website and should be written to be understood by students and parents.

Part C, Page 2

Part C - Enter Financial Aid About Group 2, Page 2

Group 2 students are all full-time, first-time degree/certificate-seeking undergraduate students enrolled in Fall 2009.

For this part, report:

- Unduplicated student counts within a given aid category (e.g., Pell grants). However, a student can appear in more than one aid category.
- Only grant or scholarship aid received by Group 2 students from the federal government, state/local government, and from your institution. Do not include grant or scholarship aid from private or other sources (e.g., Rotary Club Scholarship).
- Loans to Group 2 students from the federal government and from other sources (including private loans). Do not include PLUS loans (which are made to the parent of the student).
- Financial aid received by Group 2 students at any time during the full aid year (academic year 2009-10).

Note: Two aid categories in this section are further disaggregated into subcategories. Because students may receive more than one type of aid, the sum of the values you enter in the subcategories will not necessarily equal the value you enter in the aid category. However, the total number of students reported for the aid category cannot exceed the sum of subcategories. (For example, the number of students receiving federal grants cannot exceed the sum of the number of students receiving Pell grants and the number receiving other federal grants). In addition, the total number of students reported for an aid category must be at least as large as the largest of those reported in a subcategory.

Information from Part A:

Group 2

Full-time, first-time degree/certificate-seeking undergraduates enrolled in Fall 2009
(This number is carried forward from Part A, Line 02.) 979

Of those in Group 2, those who received any Federal Work Study, loans to students, or grant or scholarship aid from the federal government, state/local government, the institution, or other sources known to the institution 917
(This number is carried forward from Part A, Line 02a.)

Of those in Group 2, those who received any loans to students or grant or scholarship aid from the federal government, state/local government, or the institution 893
(This number is carried forward from Part A, Line 02b.)

In the fields below, report the number of Group 2 students and the total amount of aid received by these students for each type of aid.

Types of aid	Number of students in Group 2 receiving aid in 2009-10	Percentage of students in Group 2 receiving aid in 2009-10	Total dollar amount of aid received by Group 2 in 2009-10	Average amount of aid received by students in Group 2 in 2009-10	Average amount of aid received by students in Group 2 in 2008-09
01. Grants or scholarships from the federal government, state/local government, or the institution	824	84	5,081,996	6,167	6,905
02. Federal grants	335	34	1,646,980	4,916	4,115
02a. Pell grants	335	34	1,432,745	4,277	3,593
02b. Other federal grants	207	21	214,235	1,035	1,103
03. State/local government grants or scholarships (grants/scholarships/waivers)	381	39	574,415	1,508	1,827
04. Institutional grants or scholarships (scholarships/fellowships)	687	70	2,860,601	4,164	5,114
05. Loans to students	537	55	3,694,539	6,880	8,548
05a. Federal loans	534	55	3,161,311	5,920	5,317

05b. Other loans (including private loans)

29


3

533,228



18,387

10,904

 You may use the space below to provide context for the data you've reported above. These context notes will be posted on the College Navigator website and should be written to be understood by students and parents. For example, institutions may report here other sources of private aid not included in the categories above.

Part D

Part D - Enter Financial Aid About Group 3

Group 3 students are all full-time, first-time degree/certificate-seeking undergraduate students enrolled in Fall 2009 who paid the in-state or in-district tuition rate and received grant or scholarship aid from the federal government, state/local government, or the institution. Students who received only grant or scholarship aid from private or other sources, or students who received only non-grant aid should not be included in this group.

For this part, report:

- Only grant or scholarship aid received by Group 3 students from the federal government, state/local government, and from your institution. Do not include grant or scholarship aid from private or other sources (e.g., Rotary Club Scholarship).
- Financial aid received by Group 3 students at any time during the full aid year (academic year 2009–10)

The information you report in this part will be used in Part F to calculate institutional net price.

In the fields below, report the number of Group 3 students with each type of living arrangement and the total amount of grant or scholarship aid from the federal government, state/local government, or the institution received by these students.

Information from Part A:	2009-2010	2008-2009	2007-2008
Group 2 Full-time, first-time degree/certificate-seeking undergraduates enrolled in Fall 2009 (This number is carried forward from Part A, Line 02.)	979	974	916
Group 3 Of those in Group 2, those paying the in-state or in-district tuition rate who received grant or scholarship aid from the federal government, state/local government, or the institution. Exclude other sources of grants. (This number is carried forward from Part A, Line 03.)	645	622	606
01.			
02. Report the number of Group 3 students with the following living arrangements:			
02a. <u>On-campus</u>	407	374	369
02b. <u>Off-campus (with family)</u>	106	110	96
02c. <u>Off-campus (not with family)</u>	65	84	94
02d. Unknown (calculated) This value is calculated using the following formula: [D01-(D02a+D02b+D02c)]	67	54	47
03. Total grant or scholarship aid from the federal government, state/local government, or the institution received by students in Group 3. Exclude other sources of grants.	3,358,088	3,628,008	3,780,822
04. Average total grant and scholarship aid from the federal government, state/local government, or the institution received by students in Group 3 (calculated). This value is calculated using the following formula: [D03/D01]	5,206	5,833	6,239

You may use the space below to provide context for the data you've reported above.

Part E

Part E - Enter Financial Aid About Group 4

Group 4 students are full-time, first-time degree/certificate-seeking undergraduates enrolled in Fall 2009 who paid the in-state or in-district tuition rate and received Title IV federal student aid, including federal grants or federal student loans.

Title IV federal student aid includes the following:

- Federal Pell Grant, Federal Supplemental Educational Opportunity Grant (FSEOG), Academic Competitiveness Grant (ACG), National Science and Mathematics Access to Retain Talent Grant (National SMART Grant), Teacher Education Assistance for College and Higher Education (TEACH) Grant
- Federal Work Study
- Federal Perkins Loan, Subsidized Direct or FFEL Stafford Loan, and Unsubsidized Direct or FFEL Stafford Loan

For this part, report:

- Dollar amounts for grants and scholarships from the federal government, state/local government, or the institution. Do not include grants or scholarships from private or other sources (e.g., Rotary Club Scholarships) and do not include loan or Federal Work Study dollar amounts.
- Financial aid received by Group 4 students at any time during the full aid year (academic year 2009–10).

The information you report in this part will be used in Part G to calculate institutional net price by income level.

In the fields below, report the number of Group 4 students and the total amount of aid received by these students with each type of living arrangement.

Information from Part A:	2009-2010	2008-2009	2007-2008
Group 4 Of those in Group 2, those paying the in-state or in-district tuition rate who received Title IV federal student aid. (This number is carried forward from Part A, Line 04.)	515	518	
01.			
02. Report the number of Group 4 students with the following living arrangements:			
02a. On-campus	351	346	
02b. Off-campus (with family)	106	93	
02c. Off-campus (not with family)	58	79	
02d. Unknown (calculated) This value is calculated using the formula: [E01-(E02a+E02b+E02c)]	0	0	

In the fields below, report the number of Group 4 students and the total amount of grant or scholarship aid from the federal government, state/local government, or the institution received by these students by income level.

Note: To assign the income category of the student, use the income that was used by your financial aid office to determine the student's Expected Family Contribution (EFC). For dependent students this will include the parent's adjusted gross income and the student's adjusted gross income. For independent students this will include the student's adjusted gross income.

03. Income Level	2009-2010				2008-09		Available in future years, preloaded		
	Col. 1	Col. 2	Col. 3	Col. 4	Col. 5	Col. 6	Col. 7	Col. 8	Col. 9
	Number of students in Group 4 receiving any Title IV aid in 2009-10	Total dollar amount of grant or scholarship aid received by students in Group 4 in 2009-10	Average dollar amount of grant or scholarship aid received by students in Group 4 in 2009-10	Number of students in Group 4 receiving any Title IV aid in 2008-09	Total dollar amount of grant or scholarship aid received by students in Group 4 in 2008-09	Average dollar amount of grant or scholarship aid received by students in Group 4 in 2008-09	Number of students in Group 4 receiving any Title IV aid	Total dollar amount of grant and scholarship aid received by students in Group 4	Average dollar amount of grant and scholarship aid received by students in Group 4

\$0-30,000	159	1,392,003	8,755	134	1,268,102	9,463
\$30,001-48,000	80	572,764	7,160	82	565,207	6,893
\$48,001-75,000	93	434,755	4,675	97	490,254	5,054
\$75,001-110,000	109	308,205	2,828	112	355,702	3,176
\$110,001 and more	74	154,860	2,093	93	206,196	2,217
Total all income levels	515	2,862,587	5,558	518	2,885,461	5,570

You may use the space below to provide context for the data you've reported above.

Part F

Part F - Net Price Calculation for Group 3

Group 3 students are all full-time, first-time degree/certificate-seeking undergraduates enrolled in Fall 2009 who paid the in-state or in-district tuition rate and received grant or scholarship aid from the federal government, state/local government, or the institution.


The following net price calculation is based on information that your institution reported in the Institutional Characteristics component and the Student Financial Aid component.

For more information about the data your institution reported in the Institutional Characteristics component, please contact your institution's IPEDS Keyholder.

	2009- 2010	2008- 2009	2007- 2008
Components of cost of attendance			
01. Published tuition and required fees (lower of in-district or in-state)	8,273	8,273	7,450
02. Books and supplies	1,180	1,180	1,068
03. Room and board and other expenses by living arrangement			
03a. <u>On campus</u>	15,490	15,490	14,616
03b. <u>Off-campus (with family)</u>	8,000	8,000	7,380
03c. <u>Off-campus (not with family)</u>	16,320	16,320	16,040
04. Number of Group 3 students by living arrangement			
04a. <u>On campus</u>	407	374	369
04b. <u>Off-campus (with family)</u>	106	110	96
04c. <u>Off-campus (not with family)</u>	65	84	94
04d. Unknown	67	54	47
05. Weighted average by living arrangement (excluding unknown values) for room and board and other expenses. See instructions for the formula for this calculation.	14,210	14,162	13,613
06. Total cost of attendance (calculated) This value is calculated using the following formula: [F01+F02+F05]	23,663	23,615	22,131
07. Average total grant or scholarship aid from federal, state or local governments, or institutional sources received by these students. Exclude other sources of aid. (from Part D).	5,206	5,833	6,239
08. Average net price for Group 3 students Average net price for full-time, first-time degree/certificate-seeking undergraduate students enrolled in Fall 2009 who paid the in-state or in-district tuition rate and received grant or scholarship aid from the federal government, state/local government, or the institution (calculated). This value is calculated using the following formula: (F06-F07)	18,457	17,782	15,892
As required by the HEOA, these amounts will be posted on the U.S. Department of Education's College Navigator website and used in the U.S. Department of Education's College Affordability and Transparency Lists.			

Do you wish to provide additional context notes?

Yes No

 You may use the space below to provide context for these data. These context notes will be posted on the College Navigator website and should be written to be understood by students and parents.

Part G

Part G - Net Price Calculation for Group 4

Group 4 students are all full-time, first-time degree/certificate-seeking undergraduates enrolled in Fall 2009 who paid the in-state or in-district tuition rate and received Title IV federal student aid, including federal grants or federal student loans.


The following net price calculation is based on information that your institution reported in the Institutional Characteristics component and the Student Financial Aid component.


For more information about the data your institution reported in the Institutional Characteristics component, please contact your institution's IPEDS Keyholder.

	2009- 2010	2008- 2009	2007- 2008
Components of cost of attendance			
01. Published tuition and required fees (lower of in-district or in-state rates)	8,273	8,273	
02. Books and supplies	1,180	1,180	
03. Room and board and other expenses by living arrangement			
03a. <u>On campus</u>	15,490	15,490	
03b. <u>Off-campus (with family)</u>	8,000	8,000	
03c. <u>Off-campus (not with family)</u>	16,320	16,320	
04. Number of Group 4 students by living arrangement			
04a. <u>On campus</u>	351	346	
04b. <u>Off-campus (with family)</u>	106	93	
04c. <u>Off-campus (not with family)</u>	58	79	
04d. Unknown	0	0	
05. Weighted average by living arrangement (excluding unknown values) for room and board and other expenses. See instructions for the formula for this calculation.	14,042	14,272	
06. Total cost of attendance (calculated) This value is calculated using the following formula: [G01+G02+G05]	23,495	23,725	
07 Average total grant or scholarship aid from federal, state or local governments, or institutional sources received by these students by income (from Part E).			
\$0-30,000	8,755	9,463	
\$30,001-48,000	7,160	6,893	
\$48,001-75,000	4,675	5,054	
\$75,001-110,000	2,828	3,176	
\$110,001 and more	2,093	2,217	
Average net price for Group 4 students			
Average net price for full-time, first-time degree/certificate-seeking undergraduate students enrolled in Fall 2009 who paid the in-state or in-district tuition rate and received Title IV federal student aid (calculated). This value is calculated using the following formula: [G06-G07]			
\$0-30,000	14,740	14,262	
\$30,001-48,000	16,335	16,832	
\$48,001-75,000	18,820	18,671	
\$75,001-110,000	20,667	20,549	
\$110,001 and more	21,402	21,508	
These amounts will be posted on the U.S. Department of Education's College Navigator website.			

Do you wish to provide additional context notes?

Yes No

 You may use the space below to provide context for these data. These context notes will be posted on the College Navigator website and should be written to be understood by students and parents.



Institution: University of Missouri-Kansas City (178402)

User ID: 29C0011

Summary**IPEDS Student Financial Aid (SFA) Survey Summary**

IPEDS collects important information regarding your institution. All data reported in IPEDS survey components become available in the IPEDS Data Center and appear as aggregated data in various Department of Education reports. Additionally, some of the reported data appears specifically for your institution through the College Navigator website and is included in your institution's Data Feedback Report (DFR). The purpose of this summary is to provide you an opportunity to view some of the data that, when accepted through the IPEDS quality control process, will appear on the College Navigator website and/or your DFR. College Navigator is updated approximately three months after the data collection period closes and Data Feedback Reports will be available through the ExPT and sent to your institution's CEO in November 2011.

Please review your data for accuracy. If you have questions about the data displayed below after reviewing the data reported on the survey screens, please contact the IPEDS Help Desk at: 1-877-225-2568 or ipedshelp@rti.org.

Total grant aid received by all undergraduate students		\$33,144,369
Number of undergraduate students who received a Pell Grant		2,712
Percentage of FTFT students receiving any financial aid		94%
	Percentage of FTFT students receiving grant aid by type	Average amount of grant aid received by type
Total	84%	\$6,167
Federal Government	34%	\$4,916
Pell	34%	\$4,277
Other Federal	21%	\$1,035
State/Local Government	39%	\$1,508
Institutional	70%	\$4,164
	Percentage of FTFT students receiving loans by type	Average amount of loans received by type
Total	55%	\$6,880
Federal	55%	\$5,920
Non-federal	3%	\$18,387
Average net price for FTFT students who receive grant aid		\$18,457
Average net price for FTFT students who receive Title IV federal student aid		
\$0 - 30,000		\$14,740
\$30,001 - 48,000		\$16,335
\$48,001 - 75,000		\$18,820
\$75,001 - 110,000		\$20,667
\$110,001 and more		\$21,402

Institution: University of Missouri-Kansas City (178402)

User ID: 29C0011

Explanation Report

Number	Source	Location	Description	Severity	Accepted
Screen: Part C, Page 2					
1	Row: 20 Col: 8	Screen Entry	The average amount of this aid type is outside the expected range when compared to last year's value. Please check the values reported for the number of students and the total amount of aid received, and fix or explain.	Explanation	Yes
Reason:	The larger than normal increase is due to that some of the student cohort includes undergraduate 6-year medical students who pay a higher tuition & fee rate.				

Print Form(s)

Get PDF File

Go Back