

Fall Enrollment 2008-09

Institution: University of Missouri-Kansas City (178402)

User ID: 29C0011

Screening questions - Method of reporting race and ethnicity for this component**Race/ethnicity question****Which method of reporting race and ethnicity will you use for this component?**

- NEW race/ethnicity categories (9 categories):

Notes:

- Report Hispanic/Latino individuals of any race as Hispanic/Latino
- Report race for non-Hispanic/Latino individuals only

Nonresident alienHispanic/LatinoAmerican Indian or Alaska NativeAsianBlack or African AmericanNative Hawaiian or Other Pacific IslanderWhite

Two or more races

Race and ethnicity unknown

- OLD race/ethnicity categories (7 categories):

Nonresident alienBlack, non-HispanicAmerican Indian/Alaska NativeAsian/Pacific IslanderHispanicWhite, non-HispanicRace and ethnicity unknown

- MIXTURE of new and old race/ethnicity categories (all 14 categories will show on each screen):

NEW categories:

Notes for NEW categories:

- Report Hispanic/Latino individuals of any race as Hispanic/Latino
- Report race for non-Hispanic/Latino individuals only

Hispanic/Latino

American Indian or Alaska Native

Asian

Black or African American

Native Hawaiian or Other Pacific Islander

White

Two or more races

OLD categories:

Black, non-Hispanic

American Indian/Alaska Native

Asian/Pacific Islander

Hispanic

White, non-Hispanic

Categories used in BOTH New and Old:

Nonresident alien

Race and ethnicity unknown

Institution: University of Missouri-Kansas City (178402)

User ID: 29C0011


Part Selection

Completion of Part B (Enrollment of Students by Age) is optional this year.

Do you wish to complete Part B this year? If you select 'Yes', you will see Part B and be expected to complete the screens. If you select 'No', you will skip Part B.

- Yes, I will complete Part B
- No, I will not complete Part B

You may use the space below to provide context for the data you've reported above.



Institution: University of Missouri-Kansas City (178402)

User ID: 29C0011

Fall Enrollment - CIPCODE Selection

Indicate which of the following fields of study are offered by your institution. Students are to be reported by their major field of study for the categories listed below. Fields for which enrollment was reported for Fall 2006 have already been checked; please make sure all listed fields that are offered by your institution are checked.


Undergraduate and graduate fields

- 13.0000 -- Education
- 14.0000 -- Engineering
- 26.0000 -- Biological and Biomedical Sciences
- 27.0000 -- Mathematics
- 40.0000 -- Physical Sciences
- 52.0000 -- Business, Management, Marketing, and Related Support Services

Doctor's/Professional practice (report with graduate students)

- 22.0101 -- Law (LL.B., J.D.)
- 51.0401 -- Dentistry (D.D.S., D.M.D.)
- 51.1201 -- Medicine (M.D.)
- None of the above

You may use the space below to provide context for the data you've reported above.



Institution: University of Missouri-Kansas City (178402)

User ID: 29C0011

Part A - Fall Enrollment by race/ethnicity and genderEnrollment as of the institution's official fall reporting date or as of **October 15, 2008****CIPCODE: 99.0000 -- Summary**

Students enrolled for credit	Full-time undergraduate students					Total, full-time undergraduate students
	Degree/certificate-seeking			Total	Non-degree/non-certificate-seeking	
	First-time	Transfer-in	Other degree/certificate-seeking			
Men						
<u>Nonresident alien</u>	18	9	86	113	18	131
<u>Black, non-Hispanic</u>	51	48	179	278	3	281
<u>American Indian/Alaska Native</u>	4	4	8	16	0	16
<u>Asian/Pacific Islander</u>	36	21	116	173	0	173
<u>Hispanic</u>	19	22	68	109	0	109
<u>White, non-Hispanic</u>	219	238	944	1,401	7	1,408
<u>Race and ethnicity unknown</u>	36	54	263	353	0	353
Total men	383	396	1,664	2,443	28	2,471
Total men prior year	348			2,284		2,309
Women						
<u>Nonresident alien</u>	9	13	44	66	21	87
<u>Black, non-Hispanic</u>	112	74	369	555	1	556
<u>American Indian/Alaska Native</u>	5	7	16	28	0	28
<u>Asian/Pacific Islander</u>	60	14	152	226	1	227
<u>Hispanic</u>	20	29	89	138	0	138
<u>White, non-Hispanic</u>	352	339	1,255	1,946	4	1,950
<u>Race and ethnicity unknown</u>	34	56	313	403	2	405
Total women	592	532	2,238	3,362	29	3,391
Total women prior year	568			3,202		3,228
Total men + women	975					

Institution: University of Missouri-Kansas City (178402)

User ID: 29C0011

Part A - Fall Enrollment by race/ethnicity and genderEnrollment as of the institution's official fall reporting date or as of **October 15, 2008**

CIPCODE: 13.0000 -- Education

Full-time undergraduate students

Students enrolled for <u>credit</u>	Degree/certificate-seeking			Total	Non-degree/ non-certificate- seeking	Total, full-time undergraduate students
	First-time	Transfer- in	Other degree/certificate- seeking			
Men						
<u>Nonresident alien</u>	0	0	0	0	0	0
<u>Black, non-Hispanic</u>	3	3	11	17	0	17
<u>American Indian/Alaska Native</u>	0	0	0	0	0	0
<u>Asian/Pacific Islander</u>	0	0	2	2	0	2
<u>Hispanic</u>	0	2	0	2	0	2
<u>White, non-Hispanic</u>	13	16	58	87	0	87
<u>Race and ethnicity unknown</u>	3	1	19	23	0	23
Total men	19	22	90	131	0	131
Women						
<u>Nonresident alien</u>	0	0	1	1	0	1
<u>Black, non-Hispanic</u>	9	16	44	69	0	69
<u>American Indian/Alaska Native</u>	0	0	2	2	0	2
<u>Asian/Pacific Islander</u>	1	1	10	12	0	12
<u>Hispanic</u>	2	6	6	14	0	14
<u>White, non-Hispanic</u>	18	36	186	240	0	240
<u>Race and ethnicity unknown</u>	7	2	46	55	0	55
Total women	37	61	295	393	0	393
Total men + women	56					

Institution: University of Missouri-Kansas City (178402)

User ID: 29C0011

Part A - Fall Enrollment by race/ethnicity and genderEnrollment as of the institution's official fall reporting date or as of **October 15, 2008**

CIPCODE: 14.0000 -- Engineering

Full-time undergraduate students

Students enrolled for <u>credit</u>	Degree/certificate-seeking			Total	Non-degree/ non-certificate- seeking	Total, full-time undergraduate students
	First-time	Transfer- in	Other degree/certificate- seeking			
Men						
<u>Nonresident alien</u>	4	2	12	18	0	18
<u>Black, non-Hispanic</u>	3	4	12	19	0	19
<u>American Indian/Alaska Native</u>	0	0	0	0	0	0
<u>Asian/Pacific Islander</u>	1	4	5	10	0	10
<u>Hispanic</u>	2	0	9	11	0	11
<u>White, non-Hispanic</u>	11	15	79	105	0	105
<u>Race and ethnicity unknown</u>	4	4	22	30	0	30
Total men	25	29	139	193	0	193
Women						
<u>Nonresident alien</u>	1	1	1	3	0	3
<u>Black, non-Hispanic</u>	1	0	4	5	0	5
<u>American Indian/Alaska Native</u>	0	0	0	0	0	0
<u>Asian/Pacific Islander</u>	1	0	1	2	0	2
<u>Hispanic</u>	0	1	0	1	0	1
<u>White, non-Hispanic</u>	3	3	13	19	0	19
<u>Race and ethnicity unknown</u>	0	2	0	2	0	2
Total women	6	7	19	32	0	32
Total men + women	31					

Institution: University of Missouri-Kansas City (178402)

User ID: 29C0011

Part A - Fall Enrollment by race/ethnicity and genderEnrollment as of the institution's official fall reporting date or as of **October 15, 2008****CIPCODE: 26.0000 -- Biological and Biomedical Sciences****Full-time undergraduate students**

Students enrolled for <u>credit</u>	Degree/certificate-seeking			Total	Non-degree/ non-certificate- seeking	Total, full-time undergraduate students
	First-time	Transfer- in	Other degree/certificate- seeking			
Men						
<u>Nonresident alien</u>	1	0	4	5	0	5
<u>Black, non-Hispanic</u>	1	3	5	9	0	9
<u>American Indian/Alaska Native</u>	0	1	0	1	0	1
<u>Asian/Pacific Islander</u>	4	1	14	19	0	19
<u>Hispanic</u>	2	2	3	7	0	7
<u>White, non-Hispanic</u>	18	13	50	81	0	81
<u>Race and ethnicity unknown</u>	3	4	14	21	0	21
Total men	29	24	90	143	0	143
Women						
<u>Nonresident alien</u>	0	0	2	2	0	2
<u>Black, non-Hispanic</u>	10	3	10	23	0	23
<u>American Indian/Alaska Native</u>	0	0	1	1	0	1
<u>Asian/Pacific Islander</u>	6	2	11	19	0	19
<u>Hispanic</u>	1	2	5	8	0	8
<u>White, non-Hispanic</u>	26	14	49	89	0	89
<u>Race and ethnicity unknown</u>	0	2	18	20	0	20
Total women	43	23	96	162	0	162
Total men + women	72					

Institution: University of Missouri-Kansas City (178402)

User ID: 29C0011

Part A - Fall Enrollment by race/ethnicity and genderEnrollment as of the institution's official fall reporting date or as of **October 15, 2008**

CIPCODE: 27.0000 -- Mathematics and Statistics

Full-time undergraduate students

Students enrolled for <u>credit</u>	Degree/certificate-seeking			Total	Non-degree/ non-certificate- seeking	Total, full-time undergraduate students
	First-time	Transfer- in	Other degree/certificate- seeking			
Men						
<u>Nonresident alien</u>	<input type="text" value="0"/>	<input type="text" value="0"/>	<input type="text" value="0"/>	0	<input type="text" value="0"/>	0
<u>Black, non-Hispanic</u>	<input type="text" value="0"/>	<input type="text" value="0"/>	<input type="text" value="1"/>	1	<input type="text" value="0"/>	1
<u>American Indian/Alaska Native</u>	<input type="text" value="0"/>	<input type="text" value="0"/>	<input type="text" value="0"/>	0	<input type="text" value="0"/>	0
<u>Asian/Pacific Islander</u>	<input type="text" value="0"/>	<input type="text" value="0"/>	<input type="text" value="0"/>	0	<input type="text" value="0"/>	0
<u>Hispanic</u>	<input type="text" value="0"/>	<input type="text" value="0"/>	<input type="text" value="1"/>	1	<input type="text" value="0"/>	1
<u>White, non-Hispanic</u>	<input type="text" value="1"/>	<input type="text" value="0"/>	<input type="text" value="7"/>	8	<input type="text" value="0"/>	8
<u>Race/ethnicity unknown</u>	<input type="text" value="1"/>	<input type="text" value="0"/>	<input type="text" value="2"/>	3	<input type="text" value="0"/>	3
Total men	2	0	11	13	0	13
Women						
<u>Nonresident alien</u>	<input type="text" value="0"/>	<input type="text" value="0"/>	<input type="text" value="2"/>	2	<input type="text" value="0"/>	2
<u>Black, non-Hispanic</u>	<input type="text" value="1"/>	<input type="text" value="0"/>	<input type="text" value="1"/>	2	<input type="text" value="0"/>	2
<u>American Indian/Alaska Native</u>	<input type="text" value="0"/>	<input type="text" value="0"/>	<input type="text" value="0"/>	0	<input type="text" value="0"/>	0
<u>Asian/Pacific Islander</u>	<input type="text" value="0"/>	<input type="text" value="0"/>	<input type="text" value="0"/>	0	<input type="text" value="0"/>	0
<u>Hispanic</u>	<input type="text" value="0"/>	<input type="text" value="0"/>	<input type="text" value="0"/>	0	<input type="text" value="0"/>	0
<u>White, non-Hispanic</u>	<input type="text" value="0"/>	<input type="text" value="0"/>	<input type="text" value="3"/>	3	<input type="text" value="0"/>	3
<u>Race/ethnicity unknown</u>	<input type="text" value="0"/>	<input type="text" value="1"/>	<input type="text" value="0"/>	1	<input type="text" value="0"/>	1
Total women	1	1	6	8	0	8
Total men + women	3					

Institution: University of Missouri-Kansas City (178402)

User ID: 29C0011

Part A - Fall Enrollment by race/ethnicity and genderEnrollment as of the institution's official fall reporting date or as of **October 15, 2008**

CIPCODE: 40.0000 -- Physical Sciences

Full-time undergraduate students

Students enrolled for <u>credit</u>	Degree/certificate-seeking			Total	Non-degree/ non-certificate- seeking	Total, full-time undergraduate students
	First-time	Transfer- in	Other degree/certificate- seeking			
Men						
<u>Nonresident alien</u>	0	1	2	3	0	3
<u>Black, non-Hispanic</u>	1	0	4	5	0	5
<u>American Indian/Alaska Native</u>	0	0	0	0	0	0
<u>Asian/Pacific Islander</u>	1	2	11	14	0	14
<u>Hispanic</u>	1	0	2	3	0	3
<u>White, non-Hispanic</u>	7	8	45	60	0	60
<u>Race/ethnicity unknown</u>	0	1	9	10	0	10
Total men	10	12	73	95	0	95
Women						
<u>Nonresident alien</u>	1	0	2	3	0	3
<u>Black, non-Hispanic</u>	5	1	18	24	0	24
<u>American Indian/Alaska Native</u>	0	1	0	1	0	1
<u>Asian/Pacific Islander</u>	1	0	13	14	0	14
<u>Hispanic</u>	1	0	5	6	0	6
<u>White, non-Hispanic</u>	10	5	38	53	0	53
<u>Race/ethnicity unknown</u>	1	0	11	12	0	12
Total women	19	7	87	113	0	113
Total men + women	29					

Institution: University of Missouri-Kansas City (178402)

User ID: 29C0011

Part A - Fall Enrollment by race/ethnicity and genderEnrollment as of the institution's official fall reporting date or as of **October 15, 2008****CIPCODE: 52.0000 -- Business, Management, Marketing and Related Support Services****Full-time undergraduate students**

Students enrolled for <u>credit</u>	Degree/certificate-seeking			Total	Non-degree/ non-certificate- seeking	Total, full-time undergraduate students
	First-time	Transfer- in	Other degree/certificate- seeking			
Men						
<u>Nonresident alien</u>	9	5	32	46	2	48
<u>Black, non-Hispanic</u>	8	9	27	44	0	44
<u>American Indian/Alaska Native</u>	0	1	3	4	0	4
<u>Asian/Pacific Islander</u>	3	2	15	20	0	20
<u>Hispanic</u>	2	5	9	16	0	16
<u>White, non-Hispanic</u>	20	47	142	209	0	209
<u>Race/ethnicity unknown</u>	3	11	55	69	0	69
Total men	45	80	283	408	2	410
Women						
<u>Nonresident alien</u>	3	5	15	23	0	23
<u>Black, non-Hispanic</u>	12	12	43	67	0	67
<u>American Indian/Alaska Native</u>	1	1	0	2	0	2
<u>Asian/Pacific Islander</u>	4	2	15	21	0	21
<u>Hispanic</u>	0	3	10	13	0	13
<u>White, non-Hispanic</u>	24	41	113	178	0	178
<u>Race/ethnicity unknown</u>	2	8	32	42	0	42
Total women	46	72	228	346	0	346
Total men + women	91					

Institution: University of Missouri-Kansas City (178402)

User ID: 29C0011

Part A - Fall Enrollment by race/ethnicity and genderEnrollment as of the institution's official fall reporting date or as of **October 15, 2008**

CIPCODE: 99.0000 -- Summary

Students enrolled for <u>credit</u>	Part-time undergraduate students				Non-degree/ non-certificate- seeking	Total, part-time undergraduate students
	Degree/certificate-seeking			Total		
	First-time	Transfer- in	Other degree/certificate- seeking			
Men						
<u>Nonresident alien</u>	0	1	5	6	4	10
<u>Black, non-Hispanic</u>	6	11	63	80	45	125
<u>American Indian/Alaska Native</u>	0	0	6	6	5	11
<u>Asian/Pacific Islander</u>	0	4	25	29	16	45
<u>Hispanic</u>	1	6	16	23	50	73
<u>White, non-Hispanic</u>	8	70	302	380	541	921
<u>Race and ethnicity unknown</u>	1	20	85	106	54	160
Total men	16	112	502	630	715	1,345
Total men prior year	15			639		1,467
Women						
<u>Nonresident alien</u>	2	2	6	10	10	20
<u>Black, non-Hispanic</u>	7	39	140	186	98	284
<u>American Indian/Alaska Native</u>	0	0	6	6	8	14
<u>Asian/Pacific Islander</u>	0	5	26	31	24	55
<u>Hispanic</u>	1	12	36	49	69	118
<u>White, non-Hispanic</u>	4	118	373	495	814	1,309
<u>Race and ethnicity unknown</u>	3	25	111	139	115	254
Total women	17	201	698	916	1,138	2,054
Total women prior year	28			850		2,090

Institution: University of Missouri-Kansas City (178402)

User ID: 29C0011

Part A - Fall Enrollment by race/ethnicity and genderEnrollment as of the institution's official fall reporting date or as of **October 15, 2008**

CIPCODE: 13.0000 -- Education

Part-time undergraduate students

Students enrolled for <u>credit</u>	Degree/certificate-seeking			Total	Non-degree/ non-certificate- seeking	Total, part-time undergraduate students
	First-time	Transfer- in	Other degree/certificate- seeking			
Men						
<u>Nonresident alien</u>	0	0	1	1	0	1
<u>Black, non-Hispanic</u>	1	0	6	7	1	8
<u>American Indian/Alaska Native</u>	0	0	0	0	0	0
<u>Asian/Pacific Islander</u>	0	0	0	0	0	0
<u>Hispanic</u>	0	0	0	0	0	0
<u>White, non-Hispanic</u>	0	7	10	17	3	20
<u>Race/ethnicity unknown</u>	0	1	4	5	0	5
Total men	1	8	21	30	4	34
Women						
<u>Nonresident alien</u>	0	1	0	1	0	1
<u>Black, non-Hispanic</u>	1	5	12	18	1	19
<u>American Indian/Alaska Native</u>	0	0	0	0	0	0
<u>Asian/Pacific Islander</u>	0	0	3	3	0	3
<u>Hispanic</u>	0	4	5	9	0	9
<u>White, non-Hispanic</u>	0	17	43	60	7	67
<u>Race/ethnicity unknown</u>	0	2	10	12	2	14
Total women	1	29	73	103	10	113

Institution: University of Missouri-Kansas City (178402)

User ID: 29C0011

Part A - Fall Enrollment by race/ethnicity and genderEnrollment as of the institution's official fall reporting date or as of **October 15, 2008**

CIPCODE: 14.0000 -- Engineering

Part-time undergraduate students

Students enrolled for <u>credit</u>	Degree/certificate-seeking			Total	Non-degree/ non-certificate- seeking	Total, part-time undergraduate students
	First-time	Transfer- in	Other degree/certificate- seeking			
Men						
<u>Nonresident alien</u>	<input type="text" value="0"/>	<input type="text" value="0"/>	<input type="text" value="1"/>	1	<input type="text" value="0"/>	1
<u>Black, non-Hispanic</u>	<input type="text" value="1"/>	<input type="text" value="0"/>	<input type="text" value="7"/>	8	<input type="text" value="0"/>	8
<u>American Indian/Alaska Native</u>	<input type="text" value="0"/>	<input type="text" value="0"/>	<input type="text" value="0"/>	0	<input type="text" value="0"/>	0
<u>Asian/Pacific Islander</u>	<input type="text" value="0"/>	<input type="text" value="0"/>	<input type="text" value="1"/>	1	<input type="text" value="0"/>	1
<u>Hispanic</u>	<input type="text" value="0"/>	<input type="text" value="1"/>	<input type="text" value="0"/>	1	<input type="text" value="0"/>	1
<u>White, non-Hispanic</u>	<input type="text" value="0"/>	<input type="text" value="2"/>	<input type="text" value="30"/>	32	<input type="text" value="0"/>	32
<u>Race and ethnicity unknown</u>	<input type="text" value="0"/>	<input type="text" value="2"/>	<input type="text" value="9"/>	11	<input type="text" value="0"/>	11
Total men	1	5	48	54	0	54
Women						
<u>Nonresident alien</u>	<input type="text" value="0"/>	<input type="text" value="0"/>	<input type="text" value="0"/>	0	<input type="text" value="0"/>	0
<u>Black, non-Hispanic</u>	<input type="text" value="0"/>	<input type="text" value="0"/>	<input type="text" value="1"/>	1	<input type="text" value="0"/>	1
<u>American Indian/Alaska Native</u>	<input type="text" value="0"/>	<input type="text" value="0"/>	<input type="text" value="0"/>	0	<input type="text" value="0"/>	0
<u>Asian/Pacific Islander</u>	<input type="text" value="0"/>	<input type="text" value="0"/>	<input type="text" value="0"/>	0	<input type="text" value="0"/>	0
<u>Hispanic</u>	<input type="text" value="0"/>	<input type="text" value="0"/>	<input type="text" value="0"/>	0	<input type="text" value="0"/>	0
<u>White, non-Hispanic</u>	<input type="text" value="0"/>	<input type="text" value="0"/>	<input type="text" value="3"/>	3	<input type="text" value="0"/>	3
<u>Race and ethnicity unknown</u>	<input type="text" value="0"/>	<input type="text" value="0"/>	<input type="text" value="0"/>	0	<input type="text" value="0"/>	0
Total women	0	0	4	4	0	4

Institution: University of Missouri-Kansas City (178402)

User ID: 29C0011

Part A - Fall Enrollment by race/ethnicity and genderEnrollment as of the institution's official fall reporting date or as of **October 15, 2008****CIPCODE: 26.0000 -- Biological and Biomedical Sciences****Part-time undergraduate students**

Students enrolled for <u>credit</u>	Degree/certificate-seeking			Total	Non-degree/ non-certificate- seeking	Total, part-time undergraduate students
	First-time	Transfer- in	Other degree/certificate- seeking			
Men						
<u>Nonresident alien</u>	0	0	0	0	0	0
<u>Black, non-Hispanic</u>	0	0	1	1	0	1
<u>American Indian/Alaska Native</u>	0	0	0	0	0	0
<u>Asian/Pacific Islander</u>	0	0	2	2	2	4
<u>Hispanic</u>	0	0	0	0	0	0
<u>White, non-Hispanic</u>	0	1	16	17	1	18
<u>Race and ethnicity unknown</u>	0	3	2	5	2	7
Total men	0	4	21	25	5	30
Women						
<u>Nonresident alien</u>	0	0	0	0	0	0
<u>Black, non-Hispanic</u>	0	2	2	4	0	4
<u>American Indian/Alaska Native</u>	0	0	0	0	0	0
<u>Asian/Pacific Islander</u>	0	0	1	1	1	2
<u>Hispanic</u>	0	0	3	3	0	3
<u>White, non-Hispanic</u>	0	1	9	10	6	16
<u>Race and ethnicity unknown</u>	1	0	5	6	3	9
Total women	1	3	20	24	10	34

Institution: University of Missouri-Kansas City (178402)

User ID: 29C0011

Part A - Fall Enrollment by race/ethnicity and genderEnrollment as of the institution's official fall reporting date or as of **October 15, 2008****CIPCODE: 27.0000 -- Mathematics and Statistics****Part-time undergraduate students**

Students enrolled for <u>credit</u>	Degree/certificate-seeking			Total	Non-degree/ non-certificate- seeking	Total, part-time undergraduate students
	First-time	Transfer- in	Other degree/certificate- seeking			
Men						
<u>Nonresident alien</u>	<input type="text" value="0"/>	<input type="text" value="0"/>	<input type="text" value="0"/>	0	<input type="text" value="0"/>	0
<u>Black, non-Hispanic</u>	<input type="text" value="0"/>	<input type="text" value="1"/>	<input type="text" value="0"/>	1	<input type="text" value="0"/>	1
<u>American Indian/Alaska Native</u>	<input type="text" value="0"/>	<input type="text" value="0"/>	<input type="text" value="0"/>	0	<input type="text" value="0"/>	0
<u>Asian/Pacific Islander</u>	<input type="text" value="0"/>	<input type="text" value="0"/>	<input type="text" value="0"/>	0	<input type="text" value="0"/>	0
<u>Hispanic</u>	<input type="text" value="0"/>	<input type="text" value="0"/>	<input type="text" value="1"/>	1	<input type="text" value="0"/>	1
<u>White, non-Hispanic</u>	<input type="text" value="1"/>	<input type="text" value="1"/>	<input type="text" value="2"/>	4	<input type="text" value="0"/>	4
<u>Race and ethnicity unknown</u>	<input type="text" value="0"/>	<input type="text" value="0"/>	<input type="text" value="2"/>	2	<input type="text" value="0"/>	2
Total men	1	2	5	8	0	8
Women						
<u>Nonresident alien</u>	<input type="text" value="0"/>	<input type="text" value="0"/>	<input type="text" value="0"/>	0	<input type="text" value="0"/>	0
<u>Black, non-Hispanic</u>	<input type="text" value="0"/>	<input type="text" value="0"/>	<input type="text" value="0"/>	0	<input type="text" value="0"/>	0
<u>American Indian/Alaska Native</u>	<input type="text" value="0"/>	<input type="text" value="0"/>	<input type="text" value="0"/>	0	<input type="text" value="0"/>	0
<u>Asian/Pacific Islander</u>	<input type="text" value="0"/>	<input type="text" value="0"/>	<input type="text" value="0"/>	0	<input type="text" value="0"/>	0
<u>Hispanic</u>	<input type="text" value="0"/>	<input type="text" value="0"/>	<input type="text" value="0"/>	0	<input type="text" value="0"/>	0
<u>White, non-Hispanic</u>	<input type="text" value="0"/>	<input type="text" value="0"/>	<input type="text" value="4"/>	4	<input type="text" value="0"/>	4
<u>Race and ethnicity unknown</u>	<input type="text" value="0"/>	<input type="text" value="0"/>	<input type="text" value="0"/>	0	<input type="text" value="0"/>	0
Total women	0	0	4	4	0	4

Institution: University of Missouri-Kansas City (178402)

User ID: 29C0011

Part A - Fall Enrollment by race/ethnicity and genderEnrollment as of the institution's official fall reporting date or as of **October 15, 2008**

CIPCODE: 40.0000 -- Physical Sciences

Part-time undergraduate students

Students enrolled for <u>credit</u>	Degree/certificate-seeking			Total	Non-degree/ non-certificate- seeking	Total, part-time undergraduate students
	First-time	Transfer- in	Other degree/certificate- seeking			
Men						
<u>Nonresident alien</u>	<input type="text" value="0"/>	<input type="text" value="0"/>	<input type="text" value="0"/>	0	<input type="text" value="0"/>	0
<u>Black, non-Hispanic</u>	<input type="text" value="0"/>	<input type="text" value="0"/>	<input type="text" value="3"/>	3	<input type="text" value="0"/>	3
<u>American Indian/Alaska Native</u>	<input type="text" value="0"/>	<input type="text" value="0"/>	<input type="text" value="0"/>	0	<input type="text" value="0"/>	0
<u>Asian/Pacific Islander</u>	<input type="text" value="0"/>	<input type="text" value="0"/>	<input type="text" value="3"/>	3	<input type="text" value="0"/>	3
<u>Hispanic</u>	<input type="text" value="0"/>	<input type="text" value="0"/>	<input type="text" value="2"/>	2	<input type="text" value="0"/>	2
<u>White, non-Hispanic</u>	<input type="text" value="1"/>	<input type="text" value="1"/>	<input type="text" value="7"/>	9	<input type="text" value="0"/>	9
<u>Race and ethnicity unknown</u>	<input type="text" value="0"/>	<input type="text" value="1"/>	<input type="text" value="3"/>	4	<input type="text" value="0"/>	4
Total men	1	2	18	21	0	21
Women						
<u>Nonresident alien</u>	<input type="text" value="0"/>	<input type="text" value="0"/>	<input type="text" value="2"/>	2	<input type="text" value="0"/>	2
<u>Black, non-Hispanic</u>	<input type="text" value="1"/>	<input type="text" value="0"/>	<input type="text" value="5"/>	6	<input type="text" value="0"/>	6
<u>American Indian/Alaska Native</u>	<input type="text" value="0"/>	<input type="text" value="0"/>	<input type="text" value="0"/>	0	<input type="text" value="0"/>	0
<u>Asian/Pacific Islander</u>	<input type="text" value="0"/>	<input type="text" value="1"/>	<input type="text" value="2"/>	3	<input type="text" value="0"/>	3
<u>Hispanic</u>	<input type="text" value="0"/>	<input type="text" value="0"/>	<input type="text" value="2"/>	2	<input type="text" value="0"/>	2
<u>White, non-Hispanic</u>	<input type="text" value="0"/>	<input type="text" value="0"/>	<input type="text" value="4"/>	4	<input type="text" value="0"/>	4
<u>Race and ethnicity unknown</u>	<input type="text" value="0"/>	<input type="text" value="0"/>	<input type="text" value="8"/>	8	<input type="text" value="0"/>	8
Total women	1	1	23	25	0	25

Institution: University of Missouri-Kansas City (178402)

User ID: 29C0011

Part A - Fall Enrollment by race/ethnicity and genderEnrollment as of the institution's official fall reporting date or as of **October 15, 2008****CIPCODE: 52.0000 -- Business, Management, Marketing and Related Support Services****Part-time undergraduate students**

Students enrolled for <u>credit</u>	Degree/certificate-seeking			Total	Non-degree/ non-certificate- seeking	Total, part-time undergraduate students
	First-time	Transfer- in	Other degree/certificate- seeking			
Men						
<u>Nonresident alien</u>	0	0	0	0	0	0
<u>Black, non-Hispanic</u>	2	2	9	13	0	13
<u>American Indian/Alaska Native</u>	0	0	2	2	0	2
<u>Asian/Pacific Islander</u>	0	0	8	8	0	8
<u>Hispanic</u>	0	1	3	4	0	4
<u>White, non-Hispanic</u>	1	14	34	49	4	53
<u>Race and ethnicity unknown</u>	0	3	14	17	1	18
Total men	3	20	70	93	5	98
Women						
<u>Nonresident alien</u>	1	0	1	2	0	2
<u>Black, non-Hispanic</u>	1	7	21	29	3	32
<u>American Indian/Alaska Native</u>	0	0	1	1	0	1
<u>Asian/Pacific Islander</u>	0	0	7	7	0	7
<u>Hispanic</u>	0	1	5	6	1	7
<u>White, non-Hispanic</u>	0	7	49	56	2	58
<u>Race and ethnicity unknown</u>	1	2	10	13	2	15
Total women	3	17	94	114	8	122

Institution: University of Missouri-Kansas City (178402)

User ID: 29C0011

Part A - Fall Enrollment by race/ethnicity and genderEnrollment as of the institution's official fall reporting date or as of October 15, 2008**CIPCODE: 99.0000 -- Summary****When reporting graduates, make sure to include counts for postbaccalaureate professional programs (formerly first-professional)**

Students enrolled for <u>credit</u>	Graduate students	
	Total <u>full-time</u>	Total <u>part-time</u>
Men		
<u>Nonresident alien</u>	265	158
<u>Black, non-Hispanic</u>	40	61
<u>American Indian/Alaska Native</u>	7	0
<u>Asian/Pacific Islander</u>	93	33
<u>Hispanic</u>	36	17
<u>White, non-Hispanic</u>	781	606
<u>Race and ethnicity unknown</u>	178	122
Total men	⚠ 1,400	997
Total men prior year	509	981
Women		
<u>Nonresident alien</u>	167	92
<u>Black, non-Hispanic</u>	85	152
<u>American Indian/Alaska Native</u>	6	11
<u>Asian/Pacific Islander</u>	125	39
<u>Hispanic</u>	40	29
<u>White, non-Hispanic</u>	771	1,014
<u>Race and ethnicity unknown</u>	163	129
Total women	⚠ 1,357	1,466
Total women prior year	629	1,681

Institution: University of Missouri-Kansas City (178402)

User ID: 29C0011

Part A - Fall Enrollment by race/ethnicity and genderEnrollment as of the institution's official fall reporting date or as of **October 15, 2008**

CIPCODE: 13.0000 -- Education

Graduate students

Students enrolled for <u>credit</u>	Total <u>full-time</u>	Total <u>part-time</u>
Men		
<u>Nonresident alien</u>	<input type="text" value="0"/>	<input type="text" value="1"/>
<u>Black, non-Hispanic</u>	<input type="text" value="4"/>	<input type="text" value="24"/>
<u>American Indian/Alaska Native</u>	<input type="text" value="1"/>	<input type="text" value="0"/>
<u>Asian/Pacific Islander</u>	<input type="text" value="2"/>	<input type="text" value="3"/>
<u>Hispanic</u>	<input type="text" value="2"/>	<input type="text" value="1"/>
<u>White, non-Hispanic</u>	<input type="text" value="21"/>	<input type="text" value="118"/>
<u>Race and ethnicity unknown</u>	<input type="text" value="6"/>	<input type="text" value="17"/>
Total men	36	164
Women		
<u>Nonresident alien</u>	<input type="text" value="10"/>	<input type="text" value="2"/>
<u>Black, non-Hispanic</u>	<input type="text" value="20"/>	<input type="text" value="70"/>
<u>American Indian/Alaska Native</u>	<input type="text" value="1"/>	<input type="text" value="2"/>
<u>Asian/Pacific Islander</u>	<input type="text" value="1"/>	<input type="text" value="5"/>
<u>Hispanic</u>	<input type="text" value="7"/>	<input type="text" value="9"/>
<u>White, non-Hispanic</u>	<input type="text" value="70"/>	<input type="text" value="336"/>
<u>Race and ethnicity unknown</u>	<input type="text" value="15"/>	<input type="text" value="37"/>
Total women	124	461

Institution: University of Missouri-Kansas City (178402)

User ID: 29C0011

Part A - Fall Enrollment by race/ethnicity and genderEnrollment as of the institution's official fall reporting date or as of **October 15, 2008****CIPCODE: 14.0000 -- Engineering**

	Graduate students	
Students enrolled for <u>credit</u>	Total <u>full-time</u>	Total <u>part-time</u>
Men		
<u>Nonresident alien</u>	115	28
<u>Black, non-Hispanic</u>	0	0
<u>American Indian/Alaska Native</u>	0	0
<u>Asian/Pacific Islander</u>	0	3
<u>Hispanic</u>	0	1
<u>White, non-Hispanic</u>	4	23
<u>Race and ethnicity unknown</u>	0	14
Total men	119	69
Women		
<u>Nonresident alien</u>	39	11
<u>Black, non-Hispanic</u>	0	0
<u>American Indian/Alaska Native</u>	0	0
<u>Asian/Pacific Islander</u>	1	2
<u>Hispanic</u>	0	0
<u>White, non-Hispanic</u>	0	1
<u>Race and ethnicity unknown</u>	0	0
Total women	40	14

Institution: University of Missouri-Kansas City (178402)

User ID: 29C0011

Part A - Fall Enrollment by race/ethnicity and genderEnrollment as of the institution's official fall reporting date or as of **October 15, 2008****CIPCODE: 26.0000 -- Biological and Biomedical Sciences**

Students enrolled for <u>credit</u>	<u>Graduate students</u>	
	Total <u>full-time</u>	Total <u>part-time</u>
Men		
<u>Nonresident alien</u>	1	0
<u>Black, non-Hispanic</u>	0	0
<u>American Indian/Alaska Native</u>	0	0
<u>Asian/Pacific Islander</u>	0	0
<u>Hispanic</u>	0	0
<u>White, non-Hispanic</u>	11	5
<u>Race and ethnicity unknown</u>	1	3
Total men	13	8
Women		
<u>Nonresident alien</u>	1	0
<u>Black, non-Hispanic</u>	0	0
<u>American Indian/Alaska Native</u>	0	0
<u>Asian/Pacific Islander</u>	0	3
<u>Hispanic</u>	1	0
<u>White, non-Hispanic</u>	9	19
<u>Race and ethnicity unknown</u>	0	2
Total women	11	24

Institution: University of Missouri-Kansas City (178402)

User ID: 29C0011

Part A - Fall Enrollment by race/ethnicity and genderEnrollment as of the institution's official fall reporting date or as of **October 15, 2008****CIPCODE: 27.0000 -- Mathematics and Statistics**

Students enrolled for <u>credit</u>	Graduate students	
	Total <u>full-time</u>	Total <u>part-time</u>
Men		
<u>Nonresident alien</u>	<input type="text" value="2"/>	<input type="text" value="1"/>
<u>Black, non-Hispanic</u>	<input type="text" value="0"/>	<input type="text" value="1"/>
<u>American Indian/Alaska Native</u>	<input type="text" value="0"/>	<input type="text" value="0"/>
<u>Asian/Pacific Islander</u>	<input type="text" value="0"/>	<input type="text" value="1"/>
<u>Hispanic</u>	<input type="text" value="0"/>	<input type="text" value="0"/>
<u>White, non-Hispanic</u>	<input type="text" value="0"/>	<input type="text" value="5"/>
<u>Race and ethnicity unknown</u>	<input type="text" value="0"/>	<input type="text" value="3"/>
Total men	2	11
Women		
<u>Nonresident alien</u>	<input type="text" value="0"/>	<input type="text" value="0"/>
<u>Black, non-Hispanic</u>	<input type="text" value="0"/>	<input type="text" value="2"/>
<u>American Indian/Alaska Native</u>	<input type="text" value="0"/>	<input type="text" value="0"/>
<u>Asian/Pacific Islander</u>	<input type="text" value="0"/>	<input type="text" value="1"/>
<u>Hispanic</u>	<input type="text" value="0"/>	<input type="text" value="0"/>
<u>White, non-Hispanic</u>	<input type="text" value="0"/>	<input type="text" value="3"/>
<u>Race and ethnicity unknown</u>	<input type="text" value="0"/>	<input type="text" value="2"/>
Total women	0	8

Institution: University of Missouri-Kansas City (178402)

User ID: 29C0011

Part A - Fall Enrollment by race/ethnicity and genderEnrollment as of the institution's official fall reporting date or as of October 15, 2008

CIPCODE: 40.0000 -- Physical Sciences

	<u>Graduate students</u>	
Students enrolled for <u>credit</u>	Total <u>full-time</u>	Total <u>part-time</u>
Men		
<u>Nonresident alien</u>	<input type="text" value="8"/>	<input type="text" value="3"/>
<u>Black, non-Hispanic</u>	<input type="text" value="0"/>	<input type="text" value="0"/>
<u>American Indian/Alaska Native</u>	<input type="text" value="0"/>	<input type="text" value="0"/>
<u>Asian/Pacific Islander</u>	<input type="text" value="0"/>	<input type="text" value="0"/>
<u>Hispanic</u>	<input type="text" value="0"/>	<input type="text" value="0"/>
<u>White, non-Hispanic</u>	<input type="text" value="7"/>	<input type="text" value="11"/>
<u>Race and ethnicity unknown</u>	<input type="text" value="0"/>	<input type="text" value="3"/>
Total men	15	17
Women		
<u>Nonresident alien</u>	<input type="text" value="1"/>	<input type="text" value="1"/>
<u>Black, non-Hispanic</u>	<input type="text" value="0"/>	<input type="text" value="0"/>
<u>American Indian/Alaska Native</u>	<input type="text" value="0"/>	<input type="text" value="0"/>
<u>Asian/Pacific Islander</u>	<input type="text" value="0"/>	<input type="text" value="0"/>
<u>Hispanic</u>	<input type="text" value="0"/>	<input type="text" value="0"/>
<u>White, non-Hispanic</u>	<input type="text" value="1"/>	<input type="text" value="7"/>
<u>Race and ethnicity unknown</u>	<input type="text" value="0"/>	<input type="text" value="0"/>
Total women	2	8

Institution: University of Missouri-Kansas City (178402)

User ID: 29C0011

Part A - Fall Enrollment by race/ethnicity and genderEnrollment as of the institution's official fall reporting date or as of **October 15, 2008****CIPCODE: 52.0000 -- Business, Management, Marketing and Related Support Services****Graduate students**

Students enrolled for <u>credit</u>	Total <u>full-time</u>	Total <u>part-time</u>
Men		
<u>Nonresident alien</u>	7	7
<u>Black, non-Hispanic</u>	1	8
<u>American Indian/Alaska Native</u>	1	0
<u>Asian/Pacific Islander</u>	3	11
<u>Hispanic</u>	3	6
<u>White, non-Hispanic</u>	59	147
<u>Race and ethnicity unknown</u>	24	36
Total men	98	215
Women		
<u>Nonresident alien</u>	16	11
<u>Black, non-Hispanic</u>	3	3
<u>American Indian/Alaska Native</u>	1	1
<u>Asian/Pacific Islander</u>	2	4
<u>Hispanic</u>	0	0
<u>White, non-Hispanic</u>	38	93
<u>Race and ethnicity unknown</u>	14	16
Total women	74	128

Institution: University of Missouri-Kansas City (178402)

User ID: 29C0011

Part A - Fall Enrollment by race/ethnicity and genderEnrollment as of the institution's official fall reporting date or as of **October 15, 2008**

CIPCODE: 22.0101 -- Law (LL.B., J.D.)

Students enrolled for <u>credit</u>	<u>Graduate students</u>		
	Total <u>full-time</u>	Total part-time	Total
Men			
<u>Nonresident alien</u>	1	0	1
<u>Black, non-Hispanic</u>	9	0	9
<u>American Indian/Alaska Native</u>	2	0	2
<u>Asian/Pacific Islander</u>	7	1	8
<u>Hispanic</u>	7	0	7
<u>White, non-Hispanic</u>	211	13	224
<u>Race and ethnicity unknown</u>	52	2	54
Total men	289	16	305
Women			
<u>Nonresident alien</u>	4	0	4
<u>Black, non-Hispanic</u>	9	3	12
<u>American Indian/Alaska Native</u>	2	0	2
<u>Asian/Pacific Islander</u>	5	0	5
<u>Hispanic</u>	7	0	7
<u>White, non-Hispanic</u>	130	6	136
<u>Race and ethnicity unknown</u>	18	3	21
Total women	175	12	187

Institution: University of Missouri-Kansas City (178402)

User ID: 29C0011

Part A - Fall Enrollment by race/ethnicity and genderEnrollment as of the institution's official fall reporting date or as of **October 15, 2008**

CIPCODE: 51.0401 -- Dentistry (D.D.S., D.M.D.)

Students enrolled for <u>credit</u>	<u>Graduate students</u>		
	Total <u>full-time</u>	Total part-time	Total
Men			
<u>Nonresident alien</u>	0	0	0
<u>Black, non-Hispanic</u>	4	0	4
<u>American Indian/Alaska Native</u>	0	0	0
<u>Asian/Pacific Islander</u>	12	0	12
<u>Hispanic</u>	8	0	8
<u>White, non-Hispanic</u>	191	0	191
<u>Race and ethnicity unknown</u>	24	0	24
Total men	239	0	239
Women			
<u>Nonresident alien</u>	2	0	2
<u>Black, non-Hispanic</u>	2	0	2
<u>American Indian/Alaska Native</u>	2	0	2
<u>Asian/Pacific Islander</u>	8	0	8
<u>Hispanic</u>	4	0	4
<u>White, non-Hispanic</u>	130	0	130
<u>Race and ethnicity unknown</u>	12	0	12
Total women	160	0	160

Institution: University of Missouri-Kansas City (178402)

User ID: 29C0011

Part A - Fall Enrollment by race/ethnicity and genderEnrollment as of the institution's official fall reporting date or as of **October 15, 2008**

CIPCODE: 51.1201 -- Medicine (M.D.)

Students enrolled for <u>credit</u>	<u>Graduate students</u>		
	Total <u>full-time</u>	Total part-time	Total
Men			
<u>Nonresident alien</u>	0	0	0
<u>Black, non-Hispanic</u>	3	0	3
<u>American Indian/Alaska Native</u>	1	0	1
<u>Asian/Pacific Islander</u>	59	0	59
<u>Hispanic</u>	5	0	5
<u>White, non-Hispanic</u>	62	0	62
<u>Race and ethnicity unknown</u>	37	0	37
Total men	167	0	167
Women			
<u>Nonresident alien</u>	0	0	0
<u>Black, non-Hispanic</u>	14	0	14
<u>American Indian/Alaska Native</u>	0	0	0
<u>Asian/Pacific Islander</u>	75	0	75
<u>Hispanic</u>	6	0	6
<u>White, non-Hispanic</u>	77	0	77
<u>Race and ethnicity unknown</u>	41	0	41
Total women	213	0	213

Institution: University of Missouri-Kansas City (178402)

User ID: 29C0011

Part A - Fall Enrollment - Summary by race/ethnicity**Fall enrollment totals****CIPCODE: 99.0000 -- Summary**

Students enrolled for credit	Total full-time students	Total part-time students	Grand total, all students	Prior year
Men				
<u>Nonresident alien</u>	396	168	564	492
<u>Black, non-Hispanic</u>	321	186	507	466
<u>American Indian/Alaska Native</u>	23	11	34	28
<u>Asian/Pacific Islander</u>	266	78	344	311
<u>Hispanic</u>	145	90	235	186
<u>White, non-Hispanic</u>	2,189	1,527	3,716	3,668
<u>Race and ethnicity unknown</u>	531	282	813	894
Total men	3,871	2,342	6,213	6,045
Women				
<u>Nonresident alien</u>	254	112	366	293
<u>Black, non-Hispanic</u>	641	436	1,077	1,031
<u>American Indian/Alaska Native</u>	34	25	59	57
<u>Asian/Pacific Islander</u>	352	94	446	457
<u>Hispanic</u>	178	147	325	282
<u>White, non-Hispanic</u>	2,721	2,323	5,044	5,208
<u>Race and ethnicity unknown</u>	568	383	951	1,069
Total women	4,748	3,520	8,268	8,397
Grand Total	8,619	5,862	14,481	

Institution: University of Missouri-Kansas City (178402)

User ID: 29C0011

Part A - Fall Enrollment - Summary by race/ethnicity**Fall enrollment totals****CIPCODE: 13.0000 -- Education**

Students enrolled for credit	Total full-time students	Total part-time students	Grand total, all students
Men			
<u>Nonresident alien</u>	0	2	2
<u>Black, non-Hispanic</u>	21	32	53
<u>American Indian/Alaska Native</u>	1	0	1
<u>Asian/Pacific Islander</u>	4	3	7
<u>Hispanic</u>	4	1	5
<u>White, non-Hispanic</u>	108	138	246
<u>Race and ethnicity unknown</u>	29	22	51
Total men	167	198	365
Women			
<u>Nonresident alien</u>	11	3	14
<u>Black, non-Hispanic</u>	89	89	178
<u>American Indian/Alaska Native</u>	3	2	5
<u>Asian/Pacific Islander</u>	13	8	21
<u>Hispanic</u>	21	18	39
<u>White, non-Hispanic</u>	310	403	713
<u>Race and ethnicity unknown</u>	70	51	121
Total women	517	574	1,091
Grand Total	684	772	1,456

Institution: University of Missouri-Kansas City (178402)

User ID: 29C0011

Part A - Fall Enrollment - Summary by race/ethnicity**Fall enrollment totals****CIPCODE: 14.0000 -- Engineering**

Students enrolled for credit	Total full-time students	Total part-time students	Grand total, all students
Men			
<u>Nonresident alien</u>	133	29	162
<u>Black, non-Hispanic</u>	19	8	27
<u>American Indian/Alaska Native</u>	0	0	0
<u>Asian/Pacific Islander</u>	10	4	14
<u>Hispanic</u>	11	2	13
<u>White, non-Hispanic</u>	109	55	164
<u>Race and ethnicity unknown</u>	30	25	55
Total men	312	123	435
Women			
<u>Nonresident alien</u>	42	11	53
<u>Black, non-Hispanic</u>	5	1	6
<u>American Indian/Alaska Native</u>	0	0	0
<u>Asian/Pacific Islander</u>	3	2	5
<u>Hispanic</u>	1	0	1
<u>White, non-Hispanic</u>	19	4	23
<u>Race and ethnicity unknown</u>	2	0	2
Total women	72	18	90
Grand Total	384	141	525

Institution: University of Missouri-Kansas City (178402)

User ID: 29C0011

Part A - Fall Enrollment - Summary by race/ethnicity**Fall enrollment totals****CIPCODE: 26.0000 -- Biological and Biomedical Sciences**

Students enrolled for credit	Total full-time students	Total part-time students	Grand total, all students
Men			
<u>Nonresident alien</u>	6	0	6
<u>Black, non-Hispanic</u>	9	1	10
<u>American Indian/Alaska Native</u>	1	0	1
<u>Asian/Pacific Islander</u>	19	4	23
<u>Hispanic</u>	7	0	7
<u>White, non-Hispanic</u>	92	23	115
<u>Race and ethnicity unknown</u>	22	10	32
Total men	156	38	194
Women			
<u>Nonresident alien</u>	3	0	3
<u>Black, non-Hispanic</u>	23	4	27
<u>American Indian/Alaska Native</u>	1	0	1
<u>Asian/Pacific Islander</u>	19	5	24
<u>Hispanic</u>	9	3	12
<u>White, non-Hispanic</u>	98	35	133
<u>Race and ethnicity unknown</u>	20	11	31
Total women	173	58	231
Grand Total	329	96	425

Institution: University of Missouri-Kansas City (178402)

User ID: 29C0011

Part A - Fall Enrollment - Summary by race/ethnicity**Fall enrollment totals****CIPCODE: 27.0000 -- Mathematics and Statistics**

Students enrolled for credit	Total full-time students	Total part-time students	Grand total, all students
Men			
<u>Nonresident alien</u>	2	1	3
<u>Black, non-Hispanic</u>	1	2	3
<u>American Indian/Alaska Native</u>	0	0	0
<u>Asian/Pacific Islander</u>	0	1	1
<u>Hispanic</u>	1	1	2
<u>White, non-Hispanic</u>	8	9	17
<u>Race and ethnicity unknown</u>	3	5	8
Total men	15	19	34
Women			
<u>Nonresident alien</u>	2	0	2
<u>Black, non-Hispanic</u>	2	2	4
<u>American Indian/Alaska Native</u>	0	0	0
<u>Asian/Pacific Islander</u>	0	1	1
<u>Hispanic</u>	0	0	0
<u>White, non-Hispanic</u>	3	7	10
<u>Race and ethnicity unknown</u>	1	2	3
Total women	8	12	20
Grand Total	23	31	54

Institution: University of Missouri-Kansas City (178402)

User ID: 29C0011

Part A - Fall Enrollment - Summary by race/ethnicity**Fall enrollment totals****CIPCODE: 40.0000 -- Physical Sciences**

Students enrolled for credit	Total full-time students	Total part-time students	Grand total, all students
Men			
<u>Nonresident alien</u>	11	3	14
<u>Black, non-Hispanic</u>	5	3	8
<u>American Indian/Alaska Native</u>	0	0	0
<u>Asian/Pacific Islander</u>	14	3	17
<u>Hispanic</u>	3	2	5
<u>White, non-Hispanic</u>	67	20	87
<u>Race and ethnicity unknown</u>	10	7	17
Total men	110	38	148
Women			
<u>Nonresident alien</u>	4	3	7
<u>Black, non-Hispanic</u>	24	6	30
<u>American Indian/Alaska Native</u>	1	0	1
<u>Asian/Pacific Islander</u>	14	3	17
<u>Hispanic</u>	6	2	8
<u>White, non-Hispanic</u>	54	11	65
<u>Race and ethnicity unknown</u>	12	8	20
Total women	115	33	148
Grand Total	225	71	296

Institution: University of Missouri-Kansas City (178402)

User ID: 29C0011

Part A - Fall Enrollment - Summary by race/ethnicity**Fall enrollment totals****CIPCODE: 52.0000 -- Business, Management, Marketing and Related Support Services**

Students enrolled for credit	Total full-time students	Total part-time students	Grand total, all students
Men			
<u>Nonresident alien</u>	55	7	62
<u>Black, non-Hispanic</u>	45	21	66
<u>American Indian/Alaska Native</u>	5	2	7
<u>Asian/Pacific Islander</u>	23	19	42
<u>Hispanic</u>	19	10	29
<u>White, non-Hispanic</u>	268	200	468
<u>Race and ethnicity unknown</u>	93	54	147
Total men	508	313	821
Women			
<u>Nonresident alien</u>	39	13	52
<u>Black, non-Hispanic</u>	70	35	105
<u>American Indian/Alaska Native</u>	3	2	5
<u>Asian/Pacific Islander</u>	23	11	34
<u>Hispanic</u>	13	7	20
<u>White, non-Hispanic</u>	216	151	367
<u>Race and ethnicity unknown</u>	56	31	87
Total women	420	250	670
Grand Total	928	563	1,491

Institution: University of Missouri-Kansas City (178402)

User ID: 29C0011

Part B - Fall Enrollment by age and gender**NOTE: These data are optional this year.****Enrollment as of the institution's official fall reporting date or as of October 15, 2008**

Age	Full-time undergraduate students	
	Men	Women
Under 18	17	23
18-19	642	1,020
20-21	689	1,051
22-24	617	707
25-29	322	327
30-34	103	114
35-39	32	62
40-49	41	66
50-64	8	19
65 and over	0	1
Age unknown/unreported	0	1
Total full-time undergraduate students (from part A)	2,471	3,391

Institution: University of Missouri-Kansas City (178402)

User ID: 29C0011

Part B - Fall Enrollment by age and gender**NOTE: These data are optional this year.****Enrollment as of the institution's official fall reporting date or as of October 15, 2008**

Age	Part-time undergraduate students	
	Men	Women
Under 18	485	882
18-19	148	154
20-21	78	126
22-24	185	257
25-29	212	262
30-34	104	113
35-39	57	81
40-49	49	106
50-64	24	63
65 and over	3	2
Age unknown/unreported	0	8
Total part-time undergraduate students (from part A)	1,345	2,054

Institution: University of Missouri-Kansas City (178402)

User ID: 29C0011

Part B - Fall Enrollment by age and gender**NOTE: These data are optional this year.****Enrollment as of the institution's official fall reporting date or as of **October 15, 2008****

Age	Full-time graduate students	
	Men	Women
Under 18	<input type="text"/>	<input type="text"/>
18-19	<input type="text" value="2"/>	<input type="text" value="9"/>
20-21	<input type="text" value="150"/>	<input type="text" value="122"/>
22-24	<input type="text" value="580"/>	<input type="text" value="612"/>
25-29	<input type="text" value="424"/>	<input type="text" value="399"/>
30-34	<input type="text" value="129"/>	<input type="text" value="95"/>
35-39	<input type="text" value="57"/>	<input type="text" value="47"/>
40-49	<input type="text" value="42"/>	<input type="text" value="50"/>
50-64	<input type="text" value="16"/>	<input type="text" value="23"/>
65 and over	<input type="text"/>	<input type="text"/>
Age unknown/unreported	0	0
Total full-time graduate students (from part A)	1,400	1,357

Institution: University of Missouri-Kansas City (178402)

User ID: 29C0011

Part B - Fall Enrollment by age and gender**NOTE: These data are optional this year.****Enrollment as of the institution's official fall reporting date or as of **October 15, 2008****

Age	Part-time graduate students	
	Men	Women
Under 18	<input type="text"/>	<input type="text"/>
18-19	<input type="text"/>	<input type="text"/>
20-21	<input type="text" value="3"/>	<input type="text" value="4"/>
22-24	<input type="text" value="131"/>	<input type="text" value="169"/>
25-29	<input type="text" value="329"/>	<input type="text" value="476"/>
30-34	<input type="text" value="196"/>	<input type="text" value="245"/>
35-39	<input type="text" value="112"/>	<input type="text" value="184"/>
40-49	<input type="text" value="144"/>	<input type="text" value="229"/>
50-64	<input type="text" value="77"/>	<input type="text" value="156"/>
65 and over	<input type="text" value="5"/>	<input type="text" value="3"/>
Age unknown/unreported	0	0
Total part-time graduate students (from part A)	997	1,466

Institution: University of Missouri-Kansas City (178402)


User ID: 29C0011

Part C - Freshmen Question

Do you have any first-time, degree/certificate-seeking undergraduate students who graduated from high school or received their GED within the past 12 months?

- Yes, I have students who graduated high school or received their GED in the past 12 months.
- No, I do not have any students who graduated high school or received their GED in the past 12 months.

You may use the space below to provide context for the data you've reported above.

A large rectangular text input area with a light gray border. It contains no text. On the right side, there is a vertical scrollbar with a small upward-pointing arrow at the top and a downward-pointing arrow at the bottom. On the bottom side, there is a horizontal scrollbar with a left-pointing arrow on the left and a right-pointing arrow on the right.

Institution: University of Missouri-Kansas City (178402)

User ID: 29C0011

Part C - Residence of first-time undergraduate students**NOTE: These data are mandatory this year.****Enrollment as of the institution's official fall reporting date or as of **October 15, 2008****

State of <u>residence</u> when student was first admitted	FIPS Code	Total <u>first-time</u> undergraduate(degree/ certificate-seeking only) (1)	Those who graduated from high school OR received a GED in the past 12 months (2)
Alabama	01	<input type="text" value="1"/>	<input type="text" value="1"/>
Alaska	02	<input type="text" value="1"/>	<input type="text" value="1"/>
Arizona	04	<input type="text"/>	<input type="text"/>
Arkansas	05	<input type="text" value="1"/>	<input type="text" value="1"/>
California	06	<input type="text" value="8"/>	<input type="text" value="8"/>
Colorado	08	<input type="text"/>	<input type="text"/>
Connecticut	09	<input type="text"/>	<input type="text"/>
Delaware	10	<input type="text"/>	<input type="text"/>
District of Columbia	11	<input type="text"/>	<input type="text"/>
Florida	12	<input type="text" value="4"/>	<input type="text" value="3"/>
Georgia	13	<input type="text"/>	<input type="text"/>
Hawaii	15	<input type="text"/>	<input type="text"/>
Idaho	16	<input type="text"/>	<input type="text"/>
Illinois	17	<input type="text" value="15"/>	<input type="text" value="15"/>
Indiana	18	<input type="text"/>	<input type="text"/>
Iowa	19	<input type="text" value="2"/>	<input type="text" value="2"/>
Kansas	20	<input type="text" value="134"/>	<input type="text" value="127"/>
Kentucky	21	<input type="text" value="1"/>	<input type="text" value="1"/>
Louisiana	22	<input type="text"/>	<input type="text"/>
Maine	23	<input type="text"/>	<input type="text"/>

Institution: University of Missouri-Kansas City (178402)

User ID: 29C0011

Part C - Residence of first-time undergraduate students**NOTE: These data are mandatory this year.****Enrollment as of the institution's official fall reporting date or as of **October 15, 2008****

State of <u>residence</u> when student was first admitted	FIPS Code	Total <u>first-time</u> undergraduate (degree/ certificate-seeking only) (1)	Those who graduated from high school OR received a GED in the past 12 months (2)
Maryland	24	<input type="text" value="4"/>	<input type="text" value="4"/>
Massachusetts	25	<input type="text"/>	<input type="text"/>
Michigan	26	<input type="text" value="2"/>	<input type="text" value="2"/>
Minnesota	27	<input type="text" value="3"/>	<input type="text" value="3"/>
Mississippi	28	<input type="text" value="1"/>	<input type="text" value="1"/>
Missouri	29	<input type="text" value="759"/>	<input type="text" value="704"/>
Montana	30	<input type="text"/>	<input type="text"/>
Nebraska	31	<input type="text" value="9"/>	<input type="text" value="9"/>
Nevada	32	<input type="text"/>	<input type="text"/>
New Hampshire	33	<input type="text"/>	<input type="text"/>
New Jersey	34	<input type="text" value="2"/>	<input type="text" value="2"/>
New Mexico	35	<input type="text"/>	<input type="text"/>
New York	36	<input type="text" value="2"/>	<input type="text" value="2"/>
North Carolina	37	<input type="text" value="1"/>	<input type="text" value="0"/>
North Dakota	38	<input type="text"/>	<input type="text"/>
Ohio	39	<input type="text" value="1"/>	<input type="text" value="1"/>
Oklahoma	40	<input type="text" value="8"/>	<input type="text" value="7"/>
Oregon	41	<input type="text"/>	<input type="text"/>
Pennsylvania	42	<input type="text" value="3"/>	<input type="text" value="3"/>
Rhode Island	44	<input type="text"/>	<input type="text"/>

Institution: University of Missouri-Kansas City (178402)

User ID: 29C0011

Part C - Residence of first-time undergraduate students**NOTE: These data are mandatory this year.****Enrollment as of the institution's official fall reporting date or as of **October 15, 2008****

State of <u>residence</u> when student was first admitted	FIPS Code	Total <u>first-time</u> undergraduate (degree/ certificate-seeking only) (1)	Those who graduated from high school OR received a GED in the past 12 months (2)
South Carolina	45	<input type="text"/>	<input type="text"/>
South Dakota	46	<input type="text" value="1"/>	<input type="text" value="1"/>
Tennessee	47	<input type="text"/>	<input type="text"/>
Texas	48	<input type="text" value="15"/>	<input type="text" value="15"/>
Utah	49	<input type="text"/>	<input type="text"/>
Vermont	50	<input type="text"/>	<input type="text"/>
Virginia	51	<input type="text" value="2"/>	<input type="text" value="2"/>
Washington	53	<input type="text"/>	<input type="text"/>
West Virginia	54	<input type="text"/>	<input type="text"/>
Wisconsin	55	<input type="text" value="3"/>	<input type="text" value="2"/>
Wyoming	56	<input type="text"/>	<input type="text"/>
<u>State Unknown</u>	57	<input type="text"/>	<input type="text"/>
American Samoa	60	<input type="text"/>	<input type="text"/>
Federated States of Micronesia	64	<input type="text"/>	<input type="text"/>
Guam	66	<input type="text"/>	<input type="text"/>
Marshall Islands	68	<input type="text"/>	<input type="text"/>
Northern Marianas	69	<input type="text"/>	<input type="text"/>
Palau	70	<input type="text"/>	<input type="text"/>
Puerto Rico	72	<input type="text"/>	<input type="text"/>
Virgin Islands	78	<input type="text"/>	<input type="text"/>
Foreign Countries	90	<input type="text" value="24"/>	<input type="text" value="14"/>
Residence unknown/ unreported	98	<input type="text" value="1"/>	<input type="text"/>
Total first-time undergraduate students (FT+PT from part A)		1,008	931

Institution: University of Missouri-Kansas City (178402)

User ID: 29C0011

Part D - Total Entering Class**Total Entering Class - Fall 2008**

Number of full-time first-time degree/certificate-seeking undergraduates
(your fall cohort reported in Part A) 975

Total entering students at undergraduate level, Fall 2008

Note: This number should include first-time (both part-time and full-time) students, students transferring to the institution, and non-degree/certificate-seeking undergraduates entering in Fall 2008.

Percentage of entering class represented by your GRS cohort 43

Part E - Retention Rates

Retention rates will be automatically calculated based on information provided by the institution.

Data to be entered by the institution:*

- Full- and part-time BACHELOR'S cohorts from Fall 2007 (include only FIRST-TIME bachelor's students);
- Exclusions from each of these cohorts (see below for allowed exclusions); and
- Number of students from these cohorts who are *still enrolled* as of Fall 2008 (include students that re-enrolled and students with continuous enrollment).

Use your institution's official fall reporting date or October 15 when counting students. The student status (full- or part-time) should be based on the fall 2007 status, even if this has changed by fall 2008 (e.g., if a student has gone from part-time to full-time, report them as part of the part-time cohort). For institutions that use a full-year cohort: Use the 3 month period of August 1 through October 31 to define the retention cohort.

*Report full-time and part-time *separately* in their appropriate boxes.

In the Exclusions boxes (for both full- and part-time), report the number of students who left the institution for any of the following reasons:

- Died or were totally and permanently disabled;
- Serve in the armed forces (including those called to active duty);
- Serve with a foreign aid service of the Federal Government (e.g., Peace Corps); or
- Serve on official church missions.

The system will subtract these from the cohort prior to calculating the retention rate. **Do not** include students who transferred into the institution as part of your fall cohort.

Retention rates (for both full- and part-time) will be computed by the system and will appear in the 2nd column after clicking **Save**.

	Retention Rates	
Full-Time Fall 2007 Cohort	<input type="text" value="916"/>	
Full-Time <u>Exclusions</u>	<input type="text" value="0"/>	
Full-Time Adjusted Fall 2007 Cohort	916	
Full-Time Students from Fall 2007 Still Enrolled as of Fall 2008	<input type="text" value="700"/>	76 %
Part-Time Fall 2007 Cohort	<input type="text" value="43"/>	
Part-Time <u>Exclusions</u>	<input type="text" value="0"/>	
Part-Time Adjusted Fall 2007 Cohort	43	
Part-Time Students from Fall 2007 Still Enrolled as of Fall 2008	<input type="text" value="16"/>	37 %

You may use the space below to provide context for the data you've reported above.

Institution: University of Missouri-Kansas City (178402)

User ID: 29C0011

Part F - Student-to-Faculty Ratio

Please provide the following Fall 2008 data. These data will be used to calculate a student-to-faculty (i.e., student-to-instructional staff) ratio for display on College Navigator. (Note: Logic in this item is the same as item I-2 from the Common Data Set data collection.)

Students, Fall 2008

1	Total full-time students	8,619
2	Of these, the number enrolled in graduate or professional programs such as medicine, law, veterinary, dentistry, social work, or public health, in which faculty teach virtually only graduate-level students	464
3	Total full-time students not in graduate or professional programs in which faculty teach virtually only graduate-level students (Line 1 - 2)	8,155
4	Total part-time students	5,862
5	Of these, the number enrolled in graduate or professional programs such as medicine, law, veterinary, dentistry, social work, or public health, in which faculty teach virtually only graduate-level students	28
6	Total part-time students not in graduate or professional programs in which faculty teach virtually only graduate-level students (Line 4 - 5)	5,834
7	Full-time equivalent of part-time students not in graduate or professional programs in which faculty teach virtually only graduate-level students (Line 6 * 1/3)	1,945
8	Total full-time equivalent students not in graduate or professional programs in which faculty teach virtually only graduate-level students (Line 3 + 7)	10,100

Instructional staff, Fall 2008

9	Number of full-time instructional staff (as reported on EAP, full-time, non-medical, Line 1 Total + Line 2 Total)	712
10	Of these, the number teaching in graduate or professional programs such as law, veterinary, dentistry, social work, public health, or medicine, in which faculty teach virtually only graduate-level students	31
11	Total full-time instructional staff not teaching in graduate or professional programs in which faculty teach virtually only graduate-level students (Line 9 - 10)	681
12	Number of part-time instructional staff (as reported on EAP, part-time, non-medical, Line 1 Total + Line 2 Total [Note: this calculated Total does not include graduate assistants])	564
13	Of these, the number teaching in graduate or professional programs such as law, veterinary, dentistry, social work, public health, or medicine, in which faculty teach virtually only graduate-level students	2
14	Total part-time instructional staff not teaching in graduate or professional programs in which faculty teach virtually only graduate-level students (Line 12 - 13)	562
15	Full-time equivalent of part-time instructional staff not teaching in graduate or professional programs in which faculty teach virtually only graduate-level students (Line 14 * 1/3)	187
16	Total full-time equivalent instructional staff not teaching in graduate or professional programs in which faculty teach virtually only graduate-level students (Line 11 + 15)	868
17	Student-to-faculty ratio (Line 8/16)	12 to 1

You may use the space below to provide context for the data you've reported above. These context notes will be posted on the College Navigator website.



Institution: University of Missouri-Kansas City (178402)

User ID: 29C0011

Explanation Report

Number	Source	Location	Description	Severity	Accepted
Screen: Summary G					
1	Row 14 Column 2	Screen Entry	The number entered, 1400, does not lie within the expected range of between 102 and 610 based on enrollment reported last year. Please explain.	Explanation	Yes
Reason:	The number of 1,400 uses the new graduate levels. Prior year number of 509 uses the old graduate levels. The sharp increase this year is because of the inclusion of Doctor-professional practice, where last year First-Professional were not considered graduate level.				
2	Row 24 Column 2	Screen Entry	The number entered, 1357, does not lie within the expected range of between 126 and 754 based on enrollment reported last year. Please explain.	Explanation	Yes
Reason:	The number of 1,357 uses the new graduate levels. Prior year number of 629 uses the old graduate levels. The sharp increase this year is because of the inclusion of Doctor-professional practice, where last year First-Professional were not considered graduate level.				

[Print Form\(s\)](#)

[Go Back](#)