

## Fall Enrollment 2017-18

Institution: Missouri University of Science and Technology (178411)

User ID: 29C0011

### Overview

#### Fall Enrollment Overview

The Fall Enrollment component collects student enrollment counts by level of student, enrollment status, gender and race/ethnicity. In addition, first-time student retention rates and the student-to-faculty ratio are collected. Every other year data on residence of first-time undergraduates is required and in opposite years, enrollment by student age is required to be reported.

Institutions operating on a traditional academic year calendar (semester, trimester, quarter, or 4-1-4) report Fall enrollment as of the institution's official fall reporting date or October 15. Institutions operating on a calendar that differs by program or that enrolls students on a continuous basis (referred to as program reporters) report Fall enrollment as students enrolled any time during the period August 1 and October 31.

#### Data Reporting Reminders:

- Part B, Enrollment of students by age, is **required** this year.
- Part C, Residence of first-time degree/certificate-seeking undergraduates, is **optional** this year.

#### Resources:

To download the survey materials for this component: [Survey Materials](#)

To access your prior year data submission for this component: [Reported Data](#)

If you have questions about completing this survey, please contact the **IPEDS Help Desk at 1-877-225-2568**.

Institution: Missouri University of Science and Technology (178411)

User ID: 29C0011

**Part Selection**

**Completion of Part C (Residence of First-Time Degree/Certificate-Seeking Undergraduates) is optional this year.**

**Do you wish to complete Part C this year?**

**If you select 'Yes', you will be expected to complete the Part C screens.**

**If you select 'No', you will skip Part C.**

<input type="radio"/>	No, I will not complete Part C
<input checked="" type="radio"/>	Yes, I will complete Part C

Institution: Missouri University of Science and Technology (178411)

User ID: 29C0011

**Part A - Fall Enrollment for Full-Time Undergraduate Students**Enrollment as of the institution's official fall reporting date or as of October 15, 2017**Full-time Undergraduate Students****Reporting Reminders:**

- Report Hispanic/Latino individuals of any race as Hispanic/Latino
- Report race for non-Hispanic/Latino individuals only
- Even though Teacher Preparation certificate programs may require a bachelor's degree for admission, they are considered subbaccalaureate undergraduate programs, and students in these programs are undergraduate students.

**Men**

Enrolled for <u>credit</u>	<u>Degree/certificate-seeking</u>			Total degree/certificate-seeking	Non-degree/non-certificate-seeking	Total, <u>Full-time undergraduate students</u>
	<u>First-time</u>	<u>Transfer-in</u>	<u>Continuing/Returning</u>			
<u>Nonresident alien</u>	8	12	128	148	8	156
<u>Hispanic/Latino</u>	45	13	113	171	0	171
<u>American Indian or Alaska Native</u>	1	0	12	13	0	13
<u>Asian</u>	42	6	119	167	0	167
<u>Black or African American</u>	40	11	98	149	0	149
<u>Native Hawaiian or Other Pacific Islander</u>	0	0	1	1	0	1
<u>White</u>	907	174	2,719	3,800	1	3,801
Two or more races	35	4	84	123	0	123
<u>Race and ethnicity unknown</u>	8	0	73	81	0	81
<b>Total men</b>	1,086	220	3,347	4,653	9	4,662
Total men prior year	<b>1,116</b>	<b>264</b>	<b>3,380</b>	<b>4,760</b>	<b>6</b>	<b>4,766</b>

**Women**

Enrolled for <u>credit</u>	<u>Degree/certificate-seeking</u>			Total degree/certificate-seeking	Non-degree/non-certificate-seeking	Total, <u>Full-time undergraduate students</u>
	<u>First-time</u>	<u>Transfer-in</u>	<u>Continuing/Returning</u>			
<u>Nonresident alien</u>	0	10	35	45	4	49
<u>Hispanic/Latino</u>	9	4	44	57	0	57
<u>American Indian or Alaska Native</u>	0	1	6	7	0	7
<u>Asian</u>	11	2	42	55	0	55
				43		43

<u>Black or African American</u>	10	3	30		0	
<u>Native Hawaiian or Other Pacific Islander</u>	0	0	0	0	0	0
<u>White</u>	283	58	829	1,170	1	1,171
Two or more races	14	3	40	57	0	57
<u>Race and ethnicity unknown</u>	1	1	25	27	0	27
<b>Total women</b>	328	82	1,051	1,461	5	1,466
Total women prior year	<b>350</b>	<b>79</b>	<b>1,012</b>	<b>1,441</b>	<b>8</b>	<b>1,449</b>
<b>Grand total (men+women)</b>	1,414	302	4,398	6,114	14	6,128
Grand total (men+women) prior year	<b>1,466</b>	<b>343</b>	<b>4,392</b>	<b>6,201</b>	<b>14</b>	<b>6,215</b>

Institution: Missouri University of Science and Technology (178411)

User ID: 29C0011

**Part A - Fall Enrollment for Part-time Undergraduate Students**

Enrollment as of the institution's official fall reporting date or as of October 15, 2017

**Part-time Undergraduate Students**

**Reporting Reminders:**

- Report Hispanic/Latino individuals of any race as Hispanic/Latino
- Report race for non-Hispanic/Latino individuals only
- Even though Teacher Preparation certificate programs may require a bachelor's degree for admission, they are considered subbaccalaureate undergraduate programs, and students in these programs are undergraduate students.

**Men**

Enrolled for <u>credit</u>	<u>Degree/certificate-seeking</u>			Total degree/certificate-seeking	Non-degree/non-certificate-seeking	Total, <u>part-time undergraduate</u> students
	<u>First-time</u>	<u>Transfer-in</u>	<u>Continuing/Returning</u>			
<u>Nonresident alien</u>	1	0	28	29	0	29
<u>Hispanic/Latino</u>	2	0	18	20	2	22
<u>American Indian or Alaska Native</u>	0	0	1	1	0	1
<u>Asian</u>	0	1	12	13	4	17
<u>Black or African American</u>	0	2	12	14	1	15
<u>Native Hawaiian or Other Pacific Islander</u>	0	0	0	0	0	0
<u>White</u>	7	28	432	467	14	481
<u>Two or more races</u>	0	2	15	17	0	17
<u>Race and ethnicity unknown</u>	0	1	21	22	2	24
<b>Total men</b>	10	34	539	583	23	606
Total men prior year	11	43	447	501	29	530

**Women**

Enrolled for <u>credit</u>	<u>Degree/certificate-seeking</u>			Total degree/certificate-seeking	Non-degree/non-certificate-seeking	Total, <u>part-time undergraduate</u> students
	<u>First-time</u>	<u>Transfer-in</u>	<u>Continuing/Returning</u>			
<u>Nonresident alien</u>	0	0	8	8	0	8
<u>Hispanic/Latino</u>	0	0	6	6	0	6
<u>American Indian or Alaska Native</u>	0	0	0	0	0	0
<u>Asian</u>	0	0	10	10	2	12
				7		8

<u>Black or African American</u>	<input type="text" value="0"/>	<input type="text" value="1"/>	<input type="text" value="6"/>		<input type="text" value="1"/>	
<u>Native Hawaiian or Other Pacific Islander</u>	<input type="text" value="0"/>	<input type="text" value="0"/>	<input type="text" value="0"/>	0	<input type="text" value="0"/>	0
<u>White</u>	<input type="text" value="2"/>	<input type="text" value="11"/>	<input type="text" value="122"/>	135	<input type="text" value="7"/>	142
Two or more races	<input type="text" value="0"/>	<input type="text" value="0"/>	<input type="text" value="2"/>	2	<input type="text" value="0"/>	2
<u>Race and ethnicity unknown</u>	<input type="text" value="0"/>	<input type="text" value="0"/>	<input type="text" value="7"/>	7	<input type="text" value="0"/>	7
<b>Total women</b>	2	12	161	175	10	185
Total women prior year	<b>1</b>	<b>11</b>	<b>143</b>	<b>155</b>	<b>6</b>	<b>161</b>
<b>Grand total (men+women)</b>	12	46	700	758	33	791
Grand total (men+women) prior year	<b>12</b>	<b>54</b>	<b>590</b>	<b>656</b>	<b>35</b>	<b>691</b>

Institution: Missouri University of Science and Technology (178411)

User ID: 29C0011

**Part A - Fall Enrollment for Graduate Students**Enrollment as of the institution's official fall reporting date or as of October 15, 2017**Graduate Students****Race/Ethnicity Reporting Reminder:**

- Report Hispanic/Latino individuals of any race as Hispanic/Latino
- Report race for non-Hispanic/Latino individuals only

**Graduate Student Reporting Reminder:**

- Report all postbaccalaureate degree and certificate students as graduate students, including any doctor's-professional practice students (formerly first-professional)
- Even though Teacher Preparation certificate programs may require a bachelor's degree for admission, they are considered subbaccalaureate undergraduate programs, and students in these programs are undergraduate students.

**Men**

Enrolled for <u>credit</u>	Total <u>full-time</u>	Total <u>part-time</u>	Total graduate students
<u>Nonresident alien</u>	548	78	626
<u>Hispanic/Latino</u>	25	25	50
<u>American Indian or Alaska Native</u>	1	2	3
<u>Asian</u>	21	33	54
<u>Black or African American</u>	16	30	46
<u>Native Hawaiian or Other Pacific Islander</u>	0	0	0
<u>White</u>	326	395	721
Two or more races	17	6	23
<u>Race and ethnicity unknown</u>	7	19	26
<b>Total men</b>	961	588	1,549
Total men prior year	<b>951</b>	<b>582</b>	<b>1,533</b>

**Women**

Enrolled for <u>credit</u>	Total <u>full-time</u>	Total <u>part-time</u>	Total graduate students
<u>Nonresident alien</u>	167	19	186
<u>Hispanic/Latino</u>	8	11	19
<u>American Indian or Alaska Native</u>	0	0	0
<u>Asian</u>	3	6	9
<u>Black or African American</u>	3	15	18
<u>Native Hawaiian or Other Pacific Islander</u>	0	0	0

<u>White</u>	65	101	166
Two or more races	5	4	9
<u>Race and ethnicity unknown</u>	4	4	8
<b>Total women</b>	255	160	415
Total women prior year	<b>265</b>	<b>131</b>	<b>396</b>
<b>Grand total (men+women)</b>	1,216	748	1,964
Grand total (men+women) prior year	<b>1,216</b>	<b>713</b>	<b>1,929</b>





Institution: Missouri University of Science and Technology (178411)

User ID: 29C0011

**Part A - Fall Enrollment by Distance Education Status**

Enrollment as of the institution's official fall reporting date or as of October 15, 2017

	Undergraduate Students		<u>Graduate Students</u>
	<u>Degree/Certificate Seeking</u>	Non-Degree/Non-Certificate Seeking	
 <b>Enrolled <i>exclusively</i> in <u>distance education courses</u></b>	17	0	598
<b>Enrolled in <i>some</i> but not all distance education courses</b>	1,016	0	122
<i>Not enrolled in any distance education courses</i>	5,839	47	1,244
<b>Total</b> (from prior part A screens)	6,872	47	1,964

 You may use the space below to **provide context** for the data you've reported above. These context notes may be posted on the College Navigator website, and should be written to be understood by students and parents.

Institution: Missouri University of Science and Technology (178411)

User ID: 29C0011

**Part A - Fall Enrollment by Distance Education Status**

		<u>Undergraduate Students</u>		<u>Graduate Students</u>
		<u>Degree/Certificate Seeking</u>	Non-Degree/Non-Certificate Seeking	
<b>Of those students <i>exclusively</i> enrolled in <u>distance education courses</u>, report the number that are:</b>				
Located in	MO	<input type="text" value="10"/>	<input type="text" value="0"/>	<input type="text" value="239"/>
Located in the U.S. but not in	MO	<input type="text" value="7"/>	<input type="text" value="0"/>	<input type="text" value="341"/>
Located in the U.S. but state/jurisdiction unknown		<input type="text" value="0"/>	<input type="text" value="0"/>	<input type="text" value="0"/>
Located outside the U.S.		<input type="text" value="0"/>	<input type="text" value="0"/>	<input type="text" value="18"/>
Location unknown/unreported		0	0	0
Total students exclusively enrolled in distance education (from section above)		17	0	598

Institution: Missouri University of Science and Technology (178411)

User ID: 29C0011

**Part A - Fall Enrollment Summary****Fall Enrollment Summary****Men**

Students enrolled for credit	Total full-time students	Total part-time students	Grand total, all students
<u>Nonresident alien</u>	704	107	811
<u>Hispanic/Latino</u>	196	47	243
<u>American Indian or Alaska Native</u>	14	3	17
<u>Asian</u>	188	50	238
<u>Black or African American</u>	165	45	210
<u>Native Hawaiian or Other Pacific Islander</u>	1	0	1
<u>White</u>	4,127	876	5,003
Two or more races	140	23	163
<u>Race and ethnicity unknown</u>	88	43	131
<b>Total men</b>	<b>5,623</b>	<b>1,194</b>	<b>6,817</b>

**Women**

Students enrolled for credit	Total full-time students	Total part-time students	Grand total, all students
<u>Nonresident alien</u>	216	27	243
<u>Hispanic/Latino</u>	65	17	82
<u>American Indian or Alaska Native</u>	7	0	7
<u>Asian</u>	58	18	76
<u>Black or African American</u>	46	23	69
<u>Native Hawaiian or Other Pacific Islander</u>	0	0	0
<u>White</u>	1,236	243	1,479
Two or more races	62	6	68
<u>Race and ethnicity unknown</u>	31	11	42
<b>Total women</b>	<b>1,721</b>	<b>345</b>	<b>2,066</b>

<b>Grand Total (men+women)</b>	<b>7,344</b>	<b>1,539</b>	<b>8,883</b>
--------------------------------	--------------	--------------	--------------

Institution: Missouri University of Science and Technology (178411)

User ID: 29C0011

**Part B - Fall Enrollment by Age and Gender for Full-time Undergraduate Students**Enrollment as of the institution's official fall reporting date or as of October 15, 2017

Age	Full-time Undergraduate Students	
	Men	Women
Under 18	<input type="text" value="19"/>	<input type="text" value="12"/>
18-19	<input type="text" value="1,790"/>	<input type="text" value="588"/>
20-21	<input type="text" value="1,672"/>	<input type="text" value="569"/>
22-24	<input type="text" value="943"/>	<input type="text" value="250"/>
25-29	<input type="text" value="159"/>	<input type="text" value="28"/>
30-34	<input type="text" value="46"/>	<input type="text" value="9"/>
35-39	<input type="text" value="21"/>	<input type="text" value="8"/>
40-49	<input type="text" value="8"/>	<input type="text" value="2"/>
50-64	<input type="text" value="4"/>	<input type="text" value="0"/>
65 and over	<input type="text" value=""/>	<input type="text" value=""/>
Age unknown/unreported	0	0
Total full-time undergraduate students (from part A)	4,662	1,466

Institution: Missouri University of Science and Technology (178411)

User ID: 29C0011

**Part B - Fall Enrollment by Age and Gender for Part-time Undergraduate Students**Enrollment as of the institution's official fall reporting date or as of October 15, 2017

Age	Part-time Undergraduate Students	
	Men	Women
Under 18	12	5
18-19	77	24
20-21	202	60
22-24	210	72
25-29	51	14
30-34	26	5
35-39	9	1
40-49	16	2
50-64	2	2
65 and over	1	0
Age unknown/unreported	0	0
Total part-time undergraduate students (from part A)	606	185

Institution: Missouri University of Science and Technology (178411)

User ID: 29C0011

**Part B - Fall Enrollment by Age and Gender for Full-time Graduate Students**Enrollment as of the institution's official fall reporting date or as of October 15, 2017

Age	Full-time Graduate Students	
	Men	Women
Under 18	<input type="text"/>	<input type="text"/>
18-19	<input type="text"/>	<input type="text"/>
20-21	<input type="text" value="7"/>	<input type="text" value="6"/>
22-24	<input type="text" value="248"/>	<input type="text" value="87"/>
25-29	<input type="text" value="460"/>	<input type="text" value="111"/>
30-34	<input type="text" value="157"/>	<input type="text" value="30"/>
35-39	<input type="text" value="55"/>	<input type="text" value="12"/>
40-49	<input type="text" value="31"/>	<input type="text" value="8"/>
50-64	<input type="text" value="1"/>	<input type="text" value="1"/>
65 and over	<input type="text" value="2"/>	<input type="text" value="0"/>
Age unknown/unreported	0	0
Total full-time graduate students (from part A)	961	255

Institution: Missouri University of Science and Technology (178411)

User ID: 29C0011

**Part B - Fall Enrollment by Age and Gender for Part-time Graduate Students**Enrollment as of the institution's official fall reporting date or as of October 15, 2017

Age	<u>Part-time Graduate Students</u>	
	Men	Women
Under 18	<input type="text"/>	<input type="text"/>
18-19	<input type="text"/>	<input type="text"/>
20-21	<input type="text" value="1"/>	<input type="text" value="0"/>
22-24	<input type="text" value="57"/>	<input type="text" value="23"/>
25-29	<input type="text" value="194"/>	<input type="text" value="59"/>
30-34	<input type="text" value="114"/>	<input type="text" value="31"/>
35-39	<input type="text" value="73"/>	<input type="text" value="23"/>
40-49	<input type="text" value="104"/>	<input type="text" value="15"/>
50-64	<input type="text" value="42"/>	<input type="text" value="9"/>
65 and over	<input type="text" value="3"/>	<input type="text" value="0"/>
Age unknown/unreported	0	0
Total part-time graduate students (from part A)	588	160

Institution: Missouri University of Science and Technology (178411)

User ID: 29C0011

**Part C - Screening Question**

**Did any of your first-time degree/certificate-seeking undergraduate students (reported in Part A) enroll within 12 months of graduating high school or receiving their GED?**

<input type="radio"/>	No, we do not have any first-time students who enrolled within 12 months of their high school graduation.
<input checked="" type="radio"/>	Yes, we have first-time students who enrolled within 12 months of their high school graduation.

**You may use the space below to provide context for the data you've reported above.**




Institution: Missouri University of Science and Technology (178411)

User ID: 29C0011

**Part C - Residence of First-time Undergraduates****NOTE: These data are optional this year.****Enrollment as of the institution's official fall reporting date or as of October 15, 2017**

Enter at least one zero, where applicable, to verify that the screen has not been skipped.

State of <u>residence</u> when student was first admitted	FIPS Code	 Total <u>first-time</u> degree/certificate-seeking undergraduates (1)	Of students in column 1, those who enrolled <b>within 12 months</b> of high school graduation or receiving their GED (2)
Alabama	01	<input type="text"/>	<input type="text"/>
Alaska	02	<input type="text"/>	<input type="text"/>
Arizona	04	<input type="text" value="2"/>	<input type="text" value="2"/>
Arkansas	05	<input type="text" value="6"/>	<input type="text" value="6"/>
California	06	<input type="text" value="14"/>	<input type="text" value="14"/>
Colorado	08	<input type="text" value="5"/>	<input type="text" value="5"/>
Connecticut	09	<input type="text" value="1"/>	<input type="text" value="1"/>
Delaware	10	<input type="text"/>	<input type="text"/>
District of Columbia	11	<input type="text"/>	<input type="text"/>
Florida	12	<input type="text" value="4"/>	<input type="text" value="4"/>
Georgia	13	<input type="text" value="1"/>	<input type="text" value="1"/>
Hawaii	15	<input type="text"/>	<input type="text"/>
Idaho	16	<input type="text"/>	<input type="text"/>
Illinois	17	<input type="text" value="107"/>	<input type="text" value="107"/>
Indiana	18	<input type="text" value="2"/>	<input type="text" value="2"/>
Iowa	19	<input type="text" value="3"/>	<input type="text" value="3"/>
Kansas	20	<input type="text" value="16"/>	<input type="text" value="16"/>
Kentucky	21	<input type="text" value="2"/>	<input type="text" value="2"/>
Louisiana	22	<input type="text" value="1"/>	<input type="text" value="1"/>
Maine	23	<input type="text"/>	<input type="text"/>

Institution: Missouri University of Science and Technology (178411)

User ID: 29C0011

**Part C - Residence of First-time Undergraduates****NOTE: These data are optional this year.****Enrollment as of the institution's official fall reporting date or as of October 15, 2017**

Enter at least one zero, where applicable, to verify that the screen has not been skipped.

State of <u>residence</u> when student was first admitted	FIPS Code	Total <u>first-time</u> degree/certificate-seeking undergraduates (1)	Of students in column 1, those who enrolled <b>within 12 months</b> of high school graduation or receiving their GED (2)
Maryland	24	<input type="text" value="1"/>	<input type="text" value="1"/>
Massachusetts	25	<input type="text"/>	<input type="text"/>
Michigan	26	<input type="text" value="1"/>	<input type="text" value="1"/>
Minnesota	27	<input type="text" value="1"/>	<input type="text" value="1"/>
Mississippi	28	<input type="text"/>	<input type="text"/>
Missouri	29	<input type="text" value="1,195"/>	<input type="text" value="1,181"/>
Montana	30	<input type="text"/>	<input type="text"/>
Nebraska	31	<input type="text" value="7"/>	<input type="text" value="7"/>
Nevada	32	<input type="text" value="1"/>	<input type="text" value="1"/>
New Hampshire	33	<input type="text"/>	<input type="text"/>
New Jersey	34	<input type="text"/>	<input type="text"/>
New Mexico	35	<input type="text"/>	<input type="text"/>
New York	36	<input type="text" value="1"/>	<input type="text" value="1"/>
North Carolina	37	<input type="text" value="1"/>	<input type="text" value="1"/>
North Dakota	38	<input type="text"/>	<input type="text"/>
Ohio	39	<input type="text" value="1"/>	<input type="text" value="1"/>
Oklahoma	40	<input type="text" value="5"/>	<input type="text" value="5"/>
Oregon	41	<input type="text" value="1"/>	<input type="text" value="1"/>
Pennsylvania	42	<input type="text"/>	<input type="text"/>
Rhode Island	44	<input type="text"/>	<input type="text"/>

Institution: Missouri University of Science and Technology (178411)

User ID: 29C0011

**Part C - Residence of First-time Undergraduates****NOTE: These data are optional this year.****Enrollment as of the institution's official fall reporting date or as of October 15, 2017**Enter **at least one** zero, where applicable, to verify that the screen has not been skipped.

State of <u>residence</u> when student was first admitted	FIPS Code	Total <u>first-time</u> degree/certificate-seeking undergraduates (1)	Of students in column 1, those who enrolled <b>within 12 months</b> of high school graduation or receiving their GED (2)
South Carolina	45	<input type="text" value="2"/>	<input type="text" value="2"/>
South Dakota	46	<input type="text"/>	<input type="text"/>
Tennessee	47	<input type="text" value="1"/>	<input type="text" value="1"/>
Texas	48	<input type="text" value="27"/>	<input type="text" value="27"/>
Utah	49	<input type="text"/>	<input type="text"/>
Vermont	50	<input type="text"/>	<input type="text"/>
Virginia	51	<input type="text" value="3"/>	<input type="text" value="3"/>
Washington	53	<input type="text"/>	<input type="text"/>
West Virginia	54	<input type="text"/>	<input type="text"/>
Wisconsin	55	<input type="text" value="1"/>	<input type="text" value="1"/>
Wyoming	56	<input type="text"/>	<input type="text"/>
<u>State Unknown</u>	57	<input type="text"/>	<input type="text"/>
American Samoa	60	<input type="text"/>	<input type="text"/>
Federated States of Micronesia	64	<input type="text"/>	<input type="text"/>
Guam	66	<input type="text"/>	<input type="text"/>
Marshall Islands	68	<input type="text"/>	<input type="text"/>
Northern Marianas	69	<input type="text"/>	<input type="text"/>
Palau	70	<input type="text"/>	<input type="text"/>
Puerto Rico	72	<input type="text"/>	<input type="text"/>
Virgin Islands	78	<input type="text"/>	<input type="text"/>
Foreign Countries	90	<input type="text" value="8"/>	<input type="text" value="5"/>
Residence unknown/unreported	98	5	
Total first-time degree/certificate-seeking undergraduates (from Part A)		1,426	1,404

**You may use the space below to provide context for the data you've reported above.**



Institution: Missouri University of Science and Technology (178411)

User ID: 29C0011

**Part D - Total Undergraduate Entering Class****Total Undergraduate Entering Class, Fall 2017**

<b>Total Undergraduate Entering Class, Fall 2017</b>		
D1	Total full-time, first-time degree/certificate-seeking <u>undergraduates</u> from Part A (GR <u>cohort</u> )	1,414
D2	Total <u>first-time</u> degree/certificate-seeking undergraduates (full-time + part-time) from Part A	1,426
D3	Total <u>transfer-in</u> degree/certificate-seeking undergraduates (full-time + part-time) from Part A	348
D4	Total <u>non-degree/non-certificate-seeking</u> undergraduates (full-time + part-time) from Part A	47
D5	Of the total non-degree/non-certificate-seeking undergraduates displayed on line D4, <b>the number that are new to the institution in Fall 2017</b>	<input type="text" value="4"/>
D6	Total <u>entering students</u> at the undergraduate level <b>Note:</b> This is calculated as first-time students (line D2) + students transferring to the institution (line D3) + non-degree/non-certificate-seeking undergraduates entering in Fall 2017 (line D5).	1,778
D7	Percentage of undergraduate entering class represented by your GR <u>cohort</u> (line D1/line D6)	80

Institution: Missouri University of Science and Technology (178411)

User ID: 29C0011

**Part E - First-time Bachelor's Cohort Retention Rates (Full-time)**

Retention Rates

Full-time, First-time Bachelor's Cohort from Fall 2016

Academic reporters determine the cohort and retention as of the institution's official fall reporting date or as of October 15. Program reporters determine the cohort with enrollment any time between August 1 and October 31, 2016 and retention based on August 1, 2017.

The retention rate is calculated by the system after clicking "Save" on the screen. Exclusions are subtracted from and inclusions are added to the original cohort and the resulting adjusted cohort is used for calculating the retention rate.


**Retention Data Reporting Reminders:**

- Include only **full-time, first-time bachelor's** students in this cohort.
- Determine the full-time cohort using Fall 2016 status (e.g. if a student was full-time in Fall 2016, report them in the full-time cohort regardless of their Fall 2017 status).
- If there are no students to report in the cohort, enter zero. Do not leave the field blank.
- Report in the exclusions box (line E2a) the number of students from the cohort who left the institution for any of the following reasons: died or were totally and permanently disabled; to serve in the armed forces (including those called to active duty); to serve with a foreign aid service of the Federal Government (e.g. Peace Corps); or to serve on official church missions.
- Report in the inclusion box (line E2b) first-time bachelor's-seeking study abroad students who were excluded from the first-time cohort (line E1) but who have re-enrolled at the institution their second year.

Prior year data (Fall 2015 cohort)

**FULL-TIME, FIRST-TIME BACHELOR'S COHORT RETENTION:**

<b>E1</b>	Full-time, first-time Fall 2016 bachelor's cohort	<input type="text" value="1,466"/>	<b>1,474</b>	
<b>E2a</b>	<u>Exclusions</u> from the Fall 2016 cohort	<input type="text" value="2"/>	<b>6</b>	
<b>E2b</b>	Inclusion to the Fall 2016 cohort	<input type="text" value="0"/>	<b>0</b>	
<b>E3</b>	<b>Adjusted</b> Fall 2016 cohort (line E1- E2a + E2b)	1,464	<b>1,468</b>	
<b>E4</b>	Students from Fall 2016 cohort <b>still enrolled</b> as of Fall 2017	<input type="text" value="1,190"/>	<b>1,217</b>	
<b>E5</b>	Full-time, first-time Fall 2016 bachelor's cohort retention rate (line E4 / line E3)	81 %	<b>83</b>	%

 You may use the space below to **provide context** for the data you've reported above. These context notes will be posted on the College Navigator website, and should be written to be understood by students and parents.

An empty rectangular box with a thin border, containing a vertical scrollbar on the right side and a horizontal scrollbar at the bottom left corner. The box is currently empty of any data or text.

Institution: Missouri University of Science and Technology (178411)

User ID: 29C0011

**Part E - First-time Bachelor's Cohort Retention Rates (Part-time)**

Retention Rates

**Part-time, First-time Bachelor's Cohort from Fall 2016**

Academic reporters determine the cohort and retention as of the institution's official fall reporting date or as of October 15. Program reporters determine the cohort with enrollment any time between August 1 and October 31, 2016 and retention based on August 1, 2017.

The retention rate is calculated by the system after clicking "Save" on the screen. Exclusions are subtracted from the original cohort and the resulting adjusted cohort is used for calculating the retention rate.

**Retention Data Reporting Reminders:**

- Include only **part-time, first-time bachelor's-seeking** students in this cohort.
- Determine part-time using Fall 2016 attendance status (e.g. if a student was part-time in Fall 2016, report them in the part-time cohort regardless of their Fall 2017 status).
- If there are no students to report in the cohort, enter zero. Do not leave the field blank.
- Report in the exclusions box (line E7a) the number of students from the cohort who left the institution for any of the following reasons: died or were totally and permanently disabled; to serve in the armed forces (including those called to active duty); to serve with a foreign aid service of the Federal Government (e.g. Peace Corps); or to serve on official church missions.
- Report in the inclusion box (line E7b) first-time bachelor's-seeking study abroad students who were excluded from the first-time cohort (line E6) but who have re-enrolled at the institution their second year.

Prior year data (Fall 2015 cohort)

**PART-TIME, FIRST-TIME BACHELOR'S COHORT RETENTION:**

<b>E6</b>	Part-time, first-time Fall 2016 bachelor's cohort	<input type="text" value="12"/>		<b>13</b>	
<b>E7a</b>	<u>Exclusions</u> from the Fall 2016 cohort	<input type="text" value="0"/>		<b>0</b>	
<b>E7b</b>	Inclusions to the Fall 2016 cohort	<input type="text" value="0"/>		<b>0</b>	
<b>E8</b>	<b>Adjusted</b> Fall 2016 cohort (line E6 - E7a + E7b)	12		<b>13</b>	
<b>E9</b>	Students from Fall 2016 cohort <b>still enrolled</b> as of Fall 2017	<input type="text" value="5"/>		<b>8</b>	
<b>E10</b>	Part-time, first-time Fall 2016 bachelor's cohort retention rate (line E9 / line E8)	42	%	<b>62</b>	%

You may use the space below to **provide context** for the data you've reported above. These context notes will be posted on the College Navigator website, and should be written to be understood by students and parents.



Institution: Missouri University of Science and Technology (178411)

User ID: 29C0011


**Part F - Student-to-Faculty Ratio**

Please provide your institution's student-to-faculty ratio (i.e., student-to-instructional staff) for undergraduate programs for Fall 2017. The student-to-faculty ratio and any accompanying context that is provided will be displayed on College Navigator.

**Note:** Logic in this item is similar to item I-2 from the Common Data Set data collection.

Click [here](#) to use a worksheet to help you determine the student-to-faculty ratio

Student-to-faculty ratio	19	to 1
Student-to-faculty ratio prior year	21	to 1

 You may use the space below to **provide context** for the data you've reported above. These context notes will be posted on the College Navigator website, and should be written to be understood by students and parents.

Institution: Missouri University of Science and Technology (178411)

User ID: 29C0011

**Prepared by**

The name of the preparer is being collected so that we can follow up with the appropriate person in the event that there are questions concerning the data. The Keyholder will be copied on all email correspondence to other preparers.

The time it took to prepare this component is being collected so that we can continue to improve our estimate of the reporting burden associated with IPEDS. Please include in your estimate the time it took for you to review instructions, query and search data sources, complete and review the component, and submit the data through the Data Collection System.

Thank you for your assistance.

**This survey component was prepared by:**

<input checked="" type="radio"/>	Keyholder	<input type="radio"/>	SFA Contact	<input type="radio"/>	HR Contact
<input type="radio"/>	Finance Contact	<input type="radio"/>	Academic Library Contact	<input type="radio"/>	Other

Name:

Email:

**How many staff from your institution only were involved in the data collection and reporting process of this survey component?**

Number of Staff (including yourself)

**How many hours did you and others from your institution only spend on each of the steps below when responding to this survey component?**

*Exclude the hours spent collecting data for state and other reporting purposes.*

Staff member	Collecting Data Needed		Revising Data to Match IPEDS Requirements		Entering Data		Revising and Locking Data	
	<input type="text"/>	hours	<input type="text"/>	hours	<input type="text"/>	hours	<input type="text"/>	hours
<b>Your office</b>	<input type="text" value="20.75"/>	hours	<input type="text" value="0.00"/>	hours	<input type="text" value="2.00"/>	hours	<input type="text" value="1.25"/>	hours
<b>Other offices</b>	<input type="text" value="62.25"/>	hours	<input type="text" value="0.00"/>	hours	<input type="text" value="4.00"/>	hours	<input type="text" value="0.50"/>	hours

Institution: Missouri University of Science and Technology (178411)

User ID: 29C0011

**Summary**

### Fall Enrollment Survey Summary Four-Year Institutions with Graduate Students

IPEDS collects important information regarding your institution. All data reported in IPEDS survey components become available in the IPEDS Data Center and appear as aggregated data in various Department of Education reports. Additionally, some of the reported data appears specifically for your institution through the College Navigator website and is included in your institution's Data Feedback Report (DFR). The purpose of this summary is to provide you an opportunity to view some of the data that, when accepted through the IPEDS quality control process, will appear on the College Navigator website and/or your DFR. College Navigator is updated approximately three months after the data collection period closes and Data Feedback Reports will be available through the [Data Center](#) and sent to your institution's CEO in November 2017.

Please review your data for accuracy. If you have questions about the data displayed below after reviewing the data reported on the survey screens, please contact the IPEDS Help Desk at: 1-877-225-2568 or [ipedshelp@rti.org](mailto:ipedshelp@rti.org).

<b>Student Enrollment</b>	
Total enrollment	8,883
Undergraduate enrollment	6,919
Undergraduate transfer-in enrollment	348
Graduate enrollment	1,964
Student-to-faculty ratio	19 to 1

<b>Student Characteristics (All Students)</b>	
Percent of all students who are female	23%
Percent of all students by race/ethnicity:	
American Indian or Alaska Native	0%
Asian	4%
Black or African American	3%
Hispanic/Latino	4%
Native Hawaiian or Pacific Islander	0%
White	73%
Two or More Races	3%
Race and ethnicity unknown	2%
Nonresident alien	12%

<b>Undergraduate Student Characteristics</b>	
Percent of undergraduates who are female	24%
Percent of undergraduates who are full-time	89%
Percent of undergraduates by race/ethnicity:	
American Indian or Alaska Native	0%

Asian	4%
Black or African American	3%
Hispanic/Latino	4%
Native Hawaiian or Pacific Islander	0%
White	81%
Two or More Races	3%
Race and ethnicity unknown	2%
Nonresident alien	3%
Percent of undergraduate students by age:	
24 and under	94%
25 and over	6%
Age unknown	0%

<b>Undergraduate Retention and Graduation Rate Cohort</b>	
First-time, full-time bachelor's seeking student retention rate	81%
First-time, part-time bachelor's seeking student retention rate	42%
Graduation rate cohort as percent of total entering students	
	80%

<b>Graduate Student Characteristics</b>	
Percent of graduate students who are female	21%
Percent of graduate students who are full-time	62%

Institution: Missouri University of Science and Technology (178411)

User ID: 29C0011

Edit Report

**Fall Enrollment**

**Missouri University of Science and Technology (178411)**

Source	Description	Severity	Resolved	Options
--------	-------------	----------	----------	---------

**Screen: Part E - First-time Bachelor's Cohort Retention Rates (Part-time)**

Upload File	The calculated cohort retention rate is outside the expected range when compared with the prior year value. Please correct your data or explain. (Error #6308)	Explanation	Yes	
Reason:	The larger than expect decrease is due to both the numerator and denominator being a small amount any modest change in both will greatly change the percentage.			