

## Fall Enrollment 2018-19

Institution: University of Missouri-Kansas City (178402)

User ID: 29C0011

**Overview****Fall Enrollment Overview**

The Fall Enrollment component collects student enrollment counts by level of student, enrollment status, gender and race/ethnicity. In addition, first-time student retention rates and the student-to-faculty ratio are collected. Every other year data on residence of first-time undergraduates is required and in opposite years, enrollment by student age is required to be reported.

Institutions operating on a traditional academic year calendar (semester, trimester, quarter, or 4-1-4) report Fall enrollment as of the institution's official fall reporting date or October 15. Institutions operating on a calendar that differs by program or that enrolls students on a continuous basis (referred to as program reporters) report Fall enrollment as students enrolled any time during the period August 1 and October 31.

**Data Reporting Reminders:**

- Part B, Enrollment of students by age, is **optional** this year.
- Part C, Residence of first-time degree/certificate-seeking undergraduates, is **required** this year.

**Resources:**

To download the survey materials for this component: [Survey Materials](#)

To access your prior year data submission for this component: [Reported Data](#)

If you have questions about completing this survey, please contact the **IPEDS Help Desk at 1-877-225-2568**.

Institution: University of Missouri-Kansas City (178402)

User ID: 29C0011

**Part Selection**

**Completion of Part B (Enrollment of Students by Age) is optional this year.**

**Do you wish to complete Part B this year?**

**If you select 'Yes', you will be expected to complete the Part B screens.**

**If you select 'No', you will skip Part B.**


<input type="radio"/>	No, I will not complete Part B
<input checked="" type="radio"/>	Yes, I will complete Part B

Institution: University of Missouri-Kansas City (178402)

User ID: 29C0011

**Fall Enrollment - CIPCODE Selection**

Indicate which of the following fields of study are offered by your institution. Students are to be reported by their major field of study for the categories listed below. Fields for which enrollment was reported for Fall 2016 have already been checked; please make sure all listed fields that are offered by your institution are checked.

Undergraduate and graduate fields		
<input checked="" type="checkbox"/>	13.0000	-- Education
<input checked="" type="checkbox"/>	14.0000	-- Engineering
<input checked="" type="checkbox"/>	26.0000	-- Biological and Biomedical Sciences
<input checked="" type="checkbox"/>	27.0000	-- Mathematics
<input checked="" type="checkbox"/>	40.0000	-- Physical Sciences
<input checked="" type="checkbox"/>	52.0000	-- Business, Management, Marketing, and Related Support Services
Graduate-only fields		
<input checked="" type="checkbox"/>	22.0101	-- Law (LL.B., J.D.)
<input checked="" type="checkbox"/>	51.0401	-- Dentistry (D.D.S., D.M.D.)
<input checked="" type="checkbox"/>	 51.1201	-- Medicine (M.D.)
<input type="checkbox"/>	None of the above	
<input checked="" type="checkbox"/>	Yes, I confirm that I reviewed the fields of study are offered by my institution above.	

You may use the space below to provide context for the data you've reported above.

Institution: University of Missouri-Kansas City (178402)

User ID: 29C0011

**Part A - Fall Enrollment for Full-Time Undergraduate Students**Enrollment as of the institution's official fall reporting date or as of October 15, 2018**Full-time Undergraduate Students****Reporting Reminders:**

- Report Hispanic/Latino individuals of any race as Hispanic/Latino
- Report race for non-Hispanic/Latino individuals only
- Even though Teacher Preparation certificate programs may require a bachelor's degree for admission, they are considered subbaccalaureate undergraduate programs, and students in these programs are undergraduate students.

**Men**

Enrolled for <u>credit</u>	<u>Degree/certificate-seeking</u>			Total degree/certificate-seeking	Non-degree/non-certificate-seeking	Total, <b><u>Full-time undergraduate students</u></b>
	<u>First-time</u>	<u>Transfer-in</u>	<u>Continuing/Returning</u>			
<u>Nonresident alien</u>	21	25	181	227	28	255
<u>Hispanic/Latino</u>	36	41	188	265	3	268
<u>American Indian or Alaska Native</u>	1	2	1	4	0	4
<u>Asian</u>	59	20	168	247	0	247
<u>Black or African American</u>	37	41	193	271	12	283
<u>Native Hawaiian or Other Pacific Islander</u>	1	0	3	4	0	4
<u>White</u>	248	256	1,061	1,565	21	1,586
Two or more races	33	24	63	120	5	125
<u>Race and ethnicity unknown</u>	8	13	62	83	2	85
<b>Total men</b>	444	422	1,920	2,786	71	2,857
Total men prior year	<b>477</b>	<b>443</b>	<b>1,951</b>	<b>2,871</b>	<b>59</b>	<b>2,930</b>

**Women**

Enrolled for <u>credit</u>	<u>Degree/certificate-seeking</u>			Total degree/certificate-seeking	Non-degree/non-certificate-seeking	Total, <b><u>Full-time undergraduate students</u></b>
	<u>First-time</u>	<u>Transfer-in</u>	<u>Continuing/Returning</u>			
<u>Nonresident alien</u>	23	23	97	143	10	153
<u>Hispanic/Latino</u>	69	44	249	362	0	362
<u>American Indian or Alaska Native</u>	0	2	6	8	0	8
<u>Asian</u>	86	32	221	339	2	341
<u>Black or African American</u>	107	52	333	492	3	495

<u>Native Hawaiian or Other Pacific Islander</u>	<input type="text" value="1"/>	<input type="text" value="1"/>	<input type="text" value="5"/>	7	<input type="text" value="0"/>	7
<u>White</u>	<input type="text" value="381"/>	<input type="text" value="321"/>	<input type="text" value="1,411"/>	2,113	<input type="text" value="9"/>	2,122
Two or more races	<input type="text" value="55"/>	<input type="text" value="24"/>	<input type="text" value="94"/>	173	<input type="text" value="1"/>	174
<u>Race and ethnicity unknown</u>	<input type="text" value="9"/>	<input type="text" value="15"/>	<input type="text" value="63"/>	87	<input type="text" value="0"/>	87
<b>Total women</b>	731	514	2,479	3,724	25	3,749
Total women prior year	<b>741</b>	<b>504</b>	<b>2,550</b>	<b>3,795</b>	<b>35</b>	<b>3,830</b>
<b>Grand total (men+women)</b>	1,175	936	4,399	6,510	96	6,606
Grand total (men+women) prior year	<b>1,218</b>	<b>947</b>	<b>4,501</b>	<b>6,666</b>	<b>94</b>	<b>6,760</b>

Institution: University of Missouri-Kansas City (178402)

User ID: 29C0011

**Part A - Fall Enrollment by race/ethnicity and gender**Enrollment as of the institution's official fall reporting date or as of October 15, 2018**CIPCODE: 13.0000 -- Education****Full-time undergraduate students**

- Report Hispanic/Latino individuals of any race as Hispanic/Latino
- Report race for non-Hispanic/Latino individuals only

**Men**

Students enrolled for <u>credit</u>	<u>Degree/certificate-seeking</u>			Total	Non-degree/ non-certificate- seeking	Total, <u>full-time</u> <u>undergraduate</u> students
	<u>First-time</u>	<u>Transfer- in</u>	<u>Continuing/ Returning</u>			
<u>Nonresident alien</u>	<input type="text" value="0"/>	<input type="text" value="0"/>	<input type="text" value="0"/>	0	<input type="text" value="0"/>	0
<u>Hispanic/Latino</u>	<input type="text" value="1"/>	<input type="text" value="1"/>	<input type="text" value="7"/>	9	<input type="text" value="0"/>	9
<u>American Indian or Alaska Native</u>	<input type="text" value="0"/>	<input type="text" value="0"/>	<input type="text" value="0"/>	0	<input type="text" value="0"/>	0
<u>Asian</u>	<input type="text" value="0"/>	<input type="text" value="1"/>	<input type="text" value="2"/>	3	<input type="text" value="0"/>	3
<u>Black or African American</u>	<input type="text" value="0"/>	<input type="text" value="1"/>	<input type="text" value="2"/>	3	<input type="text" value="0"/>	3
<u>Native Hawaiian or Other Pacific Islander</u>	<input type="text" value="0"/>	<input type="text" value="0"/>	<input type="text" value="0"/>	0	<input type="text" value="0"/>	0
<u>White</u>	<input type="text" value="11"/>	<input type="text" value="9"/>	<input type="text" value="25"/>	45	<input type="text" value="0"/>	45
Two or more races	<input type="text" value="1"/>	<input type="text" value="0"/>	<input type="text" value="2"/>	3	<input type="text" value="0"/>	3
<u>Race and ethnicity unknown</u>	<input type="text" value="0"/>	<input type="text" value="0"/>	<input type="text" value="0"/>	0	<input type="text" value="0"/>	0
<b>Total men</b>	13	12	38	63	0	63

**Women**

Students enrolled for <u>credit</u>	<u>Degree/certificate-seeking</u>			Total	Non-degree/ non-certificate- seeking	Total, <u>full-time</u> <u>undergraduate</u> students
	<u>First-time</u>	<u>Transfer- in</u>	<u>Continuing/ Returning</u>			
<u>Nonresident alien</u>	<input type="text" value="0"/>	<input type="text" value="0"/>	<input type="text" value="0"/>	0	<input type="text" value="0"/>	0
<u>Hispanic/Latino</u>	<input type="text" value="2"/>	<input type="text" value="4"/>	<input type="text" value="8"/>	14	<input type="text" value="0"/>	14
<u>American Indian or Alaska Native</u>	<input type="text" value="0"/>	<input type="text" value="0"/>	<input type="text" value="0"/>	0	<input type="text" value="0"/>	0
<u>Asian</u>	<input type="text" value="1"/>	<input type="text" value="1"/>	<input type="text" value="7"/>	9	<input type="text" value="0"/>	9
<u>Black or African American</u>	<input type="text" value="4"/>	<input type="text" value="2"/>	<input type="text" value="7"/>	13	<input type="text" value="0"/>	13
<u>Native Hawaiian or Other Pacific Islander</u>	<input type="text" value="0"/>	<input type="text" value="0"/>	<input type="text" value="0"/>	0	<input type="text" value="0"/>	0
<u>White</u>	<input type="text" value="26"/>	<input type="text" value="20"/>	<input type="text" value="105"/>	151	<input type="text" value="0"/>	151
Two or more races	<input type="text" value="4"/>	<input type="text" value="1"/>	<input type="text" value="5"/>	10	<input type="text" value="0"/>	10
<u>Race and ethnicity unknown</u>	<input type="text" value="1"/>	<input type="text" value="0"/>	<input type="text" value="2"/>	3	<input type="text" value="0"/>	3
<b>Total women</b>	38	28	134	200	0	200

Grand total (men+women)	51	40	172	263	0	263
Grand total (men+women) 2016-17	<b>47</b>	<b>39</b>	<b>210</b>	<b>296</b>		<b>296</b>

Institution: University of Missouri-Kansas City (178402)

User ID: 29C0011

**Part A - Fall Enrollment by race/ethnicity and gender**Enrollment as of the institution's official fall reporting date or as of October 15, 2018**CIPCODE: 14.0000 -- Engineering****Full-time undergraduate students**

- Report Hispanic/Latino individuals of any race as Hispanic/Latino
- Report race for non-Hispanic/Latino individuals only

**Men**

Students enrolled for <u>credit</u>	<u>Degree/certificate-seeking</u>			Total	Non-degree/ non-certificate- seeking	Total, <u>full-time</u> <u>undergraduate</u> students
	<u>First-time</u>	<u>Transfer- in</u>	<u>Continuing/ Returning</u>			
<u>Nonresident alien</u>	11	4	54	69	0	69
<u>Hispanic/Latino</u>	4	2	26	32	0	32
<u>American Indian or Alaska Native</u>	0	0	0	0	0	0
<u>Asian</u>	5	2	20	27	0	27
<u>Black or African American</u>	1	5	26	32	0	32
<u>Native Hawaiian or Other Pacific Islander</u>	0	0	1	1	0	1
<u>White</u>	26	29	175	230	0	230
Two or more races	2	1	8	11	0	11
<u>Race and ethnicity unknown</u>	1	2	6	9	0	9
<b>Total men</b>	50	45	316	411	0	411

**Women**

Students enrolled for <u>credit</u>	<u>Degree/certificate-seeking</u>			Total	Non-degree/ non-certificate- seeking	Total, <u>full-time</u> <u>undergraduate</u> students
	<u>First-time</u>	<u>Transfer- in</u>	<u>Continuing/ Returning</u>			
<u>Nonresident alien</u>	3	0	8	11	0	11
<u>Hispanic/Latino</u>	1	2	10	13	0	13
<u>American Indian or Alaska Native</u>	0	0	0	0	0	0
<u>Asian</u>	0	3	5	8	0	8
<u>Black or African American</u>	0	5	6	11	0	11
<u>Native Hawaiian or Other Pacific Islander</u>	0	0	0	0	0	0
<u>White</u>	5	1	30	36	0	36
Two or more races	2	2	3	7	0	7
<u>Race and ethnicity unknown</u>	0	0	3	3	0	3
<b>Total women</b>	11	13	65	89	0	89



Grand total (men+women)	61	58	381	500	0	500
Grand total (men+women) 2016-17	<b>73</b>	<b>62</b>	<b>320</b>	<b>455</b>		<b>455</b>

Institution: University of Missouri-Kansas City (178402)

User ID: 29C0011

**Part A - Fall Enrollment by race/ethnicity and gender**Enrollment as of the institution's official fall reporting date or as of October 15, 2018**CIPCODE: 26.0000 -- Biological and Biomedical Sciences****Full-time undergraduate students**

- Report Hispanic/Latino individuals of any race as Hispanic/Latino
- Report race for non-Hispanic/Latino individuals only

**Men**

Students enrolled for <u>credit</u>	<u>Degree/certificate-seeking</u>			Total	Non-degree/ non-certificate- seeking	Total, <u>full-time</u> <u>undergraduate</u> students
	<u>First-time</u>	<u>Transfer- in</u>	<u>Continuing/ Returning</u>			
<u>Nonresident alien</u>	<input type="text" value="0"/>	<input type="text" value="0"/>	<input type="text" value="3"/>	3	<input type="text" value="0"/>	3
<u>Hispanic/Latino</u>	<input type="text" value="8"/>	<input type="text" value="0"/>	<input type="text" value="12"/>	20	<input type="text" value="0"/>	20
<u>American Indian or Alaska Native</u>	<input type="text" value="0"/>	<input type="text" value="0"/>	<input type="text" value="0"/>	0	<input type="text" value="0"/>	0
<u>Asian</u>	<input type="text" value="7"/>	<input type="text" value="4"/>	<input type="text" value="17"/>	28	<input type="text" value="0"/>	28
<u>Black or African American</u>	<input type="text" value="4"/>	<input type="text" value="3"/>	<input type="text" value="6"/>	13	<input type="text" value="0"/>	13
<u>Native Hawaiian or Other Pacific Islander</u>	<input type="text" value="0"/>	<input type="text" value="0"/>	<input type="text" value="0"/>	0	<input type="text" value="0"/>	0
<u>White</u>	<input type="text" value="20"/>	<input type="text" value="19"/>	<input type="text" value="66"/>	105	<input type="text" value="1"/>	106
Two or more races	<input type="text" value="1"/>	<input type="text" value="2"/>	<input type="text" value="6"/>	9	<input type="text" value="0"/>	9
<u>Race and ethnicity unknown</u>	<input type="text" value="2"/>	<input type="text" value="1"/>	<input type="text" value="8"/>	11	<input type="text" value="0"/>	11
<b>Total men</b>	42	29	118	189	1	190

**Women**

Students enrolled for <u>credit</u>	<u>Degree/certificate-seeking</u>			Total	Non-degree/ non-certificate- seeking	Total, <u>full-time</u> <u>undergraduate</u> students
	<u>First-time</u>	<u>Transfer- in</u>	<u>Continuing/ Returning</u>			
<u>Nonresident alien</u>	<input type="text" value="2"/>	<input type="text" value="0"/>	<input type="text" value="2"/>	4	<input type="text" value="0"/>	4
<u>Hispanic/Latino</u>	<input type="text" value="8"/>	<input type="text" value="3"/>	<input type="text" value="17"/>	28	<input type="text" value="0"/>	28
<u>American Indian or Alaska Native</u>	<input type="text" value="0"/>	<input type="text" value="0"/>	<input type="text" value="0"/>	0	<input type="text" value="0"/>	0
<u>Asian</u>	<input type="text" value="19"/>	<input type="text" value="3"/>	<input type="text" value="44"/>	66	<input type="text" value="0"/>	66
<u>Black or African American</u>	<input type="text" value="20"/>	<input type="text" value="0"/>	<input type="text" value="24"/>	44	<input type="text" value="0"/>	44
<u>Native Hawaiian or Other Pacific Islander</u>	<input type="text" value="0"/>	<input type="text" value="0"/>	<input type="text" value="0"/>	0	<input type="text" value="0"/>	0
<u>White</u>	<input type="text" value="45"/>	<input type="text" value="21"/>	<input type="text" value="142"/>	208	<input type="text" value="1"/>	209
Two or more races	<input type="text" value="11"/>	<input type="text" value="1"/>	<input type="text" value="16"/>	28	<input type="text" value="0"/>	28
<u>Race and ethnicity unknown</u>	<input type="text" value="1"/>	<input type="text" value="1"/>	<input type="text" value="6"/>	8	<input type="text" value="0"/>	8
<b>Total women</b>	106	29	251	386	1	387

Grand total (men+women)	148	58	369	575	2	577
Grand total (men+women) 2016-17	<b>143</b>	<b>58</b>	<b>324</b>	<b>525</b>	<b>3</b>	<b>528</b>

Institution: University of Missouri-Kansas City (178402)

User ID: 29C0011

**Part A - Fall Enrollment by race/ethnicity and gender**Enrollment as of the institution's official fall reporting date or as of October 15, 2018**CIPCODE: 27.0000 -- Mathematics and Statistics****Full-time undergraduate students**

- Report Hispanic/Latino individuals of any race as Hispanic/Latino
- Report race for non-Hispanic/Latino individuals only

**Men**

Students enrolled for <u>credit</u>	<u>Degree/certificate-seeking</u>			Total	Non-degree/ non-certificate- seeking	Total, <u>full-time</u> <u>undergraduate</u> students
	<u>First-time</u>	<u>Transfer- in</u>	<u>Continuing/ Returning</u>			
<u>Nonresident alien</u>	<input type="text" value="0"/>	<input type="text" value="0"/>	<input type="text" value="1"/>	1	<input type="text" value="0"/>	1
<u>Hispanic/Latino</u>	<input type="text" value="0"/>	<input type="text" value="0"/>	<input type="text" value="1"/>	1	<input type="text" value="0"/>	1
<u>American Indian or Alaska Native</u>	<input type="text" value="0"/>	<input type="text" value="0"/>	<input type="text" value="0"/>	0	<input type="text" value="0"/>	0
<u>Asian</u>	<input type="text" value="0"/>	<input type="text" value="0"/>	<input type="text" value="1"/>	1	<input type="text" value="0"/>	1
<u>Black or African American</u>	<input type="text" value="0"/>	<input type="text" value="0"/>	<input type="text" value="1"/>	1	<input type="text" value="0"/>	1
<u>Native Hawaiian or Other Pacific Islander</u>	<input type="text" value="0"/>	<input type="text" value="0"/>	<input type="text" value="0"/>	0	<input type="text" value="0"/>	0
<u>White</u>	<input type="text" value="1"/>	<input type="text" value="3"/>	<input type="text" value="9"/>	13	<input type="text" value="0"/>	13
Two or more races	<input type="text" value="0"/>	<input type="text" value="0"/>	<input type="text" value="1"/>	1	<input type="text" value="0"/>	1
<u>Race/ethnicity unknown</u>	<input type="text" value="0"/>	<input type="text" value="0"/>	<input type="text" value="2"/>	2	<input type="text" value="0"/>	2
<b>Total men</b>	1	3	16	20	0	20

**Women**

Students enrolled for <u>credit</u>	<u>Degree/certificate-seeking</u>			Total	Non-degree/ non-certificate- seeking	Total, <u>full-time</u> <u>undergraduate</u> students
	<u>First-time</u>	<u>Transfer- in</u>	<u>Continuing/ Returning</u>			
<u>Nonresident alien</u>	<input type="text" value="0"/>	<input type="text" value="0"/>	<input type="text" value="0"/>	0	<input type="text" value="0"/>	0
<u>Hispanic/Latino</u>	<input type="text" value="1"/>	<input type="text" value="0"/>	<input type="text" value="0"/>	1	<input type="text" value="0"/>	1
<u>American Indian or Alaska Native</u>	<input type="text" value="0"/>	<input type="text" value="0"/>	<input type="text" value="0"/>	0	<input type="text" value="0"/>	0
<u>Asian</u>	<input type="text" value="0"/>	<input type="text" value="0"/>	<input type="text" value="0"/>	0	<input type="text" value="0"/>	0
<u>Black or African American</u>	<input type="text" value="0"/>	<input type="text" value="0"/>	<input type="text" value="1"/>	1	<input type="text" value="0"/>	1
<u>Native Hawaiian or Other Pacific Islander</u>	<input type="text" value="0"/>	<input type="text" value="0"/>	<input type="text" value="0"/>	0	<input type="text" value="0"/>	0
<u>White</u>	<input type="text" value="1"/>	<input type="text" value="2"/>	<input type="text" value="8"/>	11	<input type="text" value="0"/>	11
Two or more races	<input type="text" value="0"/>	<input type="text" value="0"/>	<input type="text" value="0"/>	0	<input type="text" value="0"/>	0
<u>Race/ethnicity unknown</u>	<input type="text" value="0"/>	<input type="text" value="0"/>	<input type="text" value="2"/>	2	<input type="text" value="0"/>	2
<b>Total women</b>	2	2	11	15	0	15

Grand total (men+women)	3	5	27	35	0	35
Grand total (men+women) 2016-17	<b>4</b>	<b>4</b>	<b>30</b>	<b>38</b>		<b>38</b>

Institution: University of Missouri-Kansas City (178402)

User ID: 29C0011

**Part A - Fall Enrollment by race/ethnicity and gender**Enrollment as of the institution's official fall reporting date or as of October 15, 2018**CIPCODE: 40.0000 -- Physical Sciences****Full-time undergraduate students**

- Report Hispanic/Latino individuals of any race as Hispanic/Latino
- Report race for non-Hispanic/Latino individuals only

**Men**

Students enrolled for <u>credit</u>	<u>Degree/certificate-seeking</u>			Total	Non-degree/ non-certificate- seeking	Total, <u>full-time</u> <u>undergraduate</u> students
	<u>First-time</u>	<u>Transfer- in</u>	<u>Continuing/ Returning</u>			
<u>Nonresident alien</u>	<input type="text" value="1"/>	<input type="text" value="0"/>	<input type="text" value="13"/>	14	<input type="text" value="0"/>	14
<u>Hispanic/Latino</u>	<input type="text" value="1"/>	<input type="text" value="1"/>	<input type="text" value="7"/>	9	<input type="text" value="0"/>	9
<u>American Indian or Alaska Native</u>	<input type="text" value="0"/>	<input type="text" value="0"/>	<input type="text" value="0"/>	0	<input type="text" value="0"/>	0
<u>Asian</u>	<input type="text" value="1"/>	<input type="text" value="0"/>	<input type="text" value="16"/>	17	<input type="text" value="0"/>	17
<u>Black or African American</u>	<input type="text" value="2"/>	<input type="text" value="1"/>	<input type="text" value="8"/>	11	<input type="text" value="0"/>	11
<u>Native Hawaiian or Other Pacific Islander</u>	<input type="text" value="0"/>	<input type="text" value="0"/>	<input type="text" value="0"/>	0	<input type="text" value="0"/>	0
<u>White</u>	<input type="text" value="10"/>	<input type="text" value="11"/>	<input type="text" value="48"/>	69	<input type="text" value="0"/>	69
Two or more races	<input type="text" value="0"/>	<input type="text" value="1"/>	<input type="text" value="3"/>	4	<input type="text" value="0"/>	4
<u>Race/ethnicity unknown</u>	<input type="text" value="0"/>	<input type="text" value="2"/>	<input type="text" value="1"/>	3	<input type="text" value="0"/>	3
<b>Total men</b>	15	16	96	127	0	127

**Women**

Students enrolled for <u>credit</u>	<u>Degree/certificate-seeking</u>			Total	Non-degree/ non-certificate- seeking	Total, <u>full-time</u> <u>undergraduate</u> students
	<u>First-time</u>	<u>Transfer- in</u>	<u>Continuing/ Returning</u>			
<u>Nonresident alien</u>	<input type="text" value="1"/>	<input type="text" value="0"/>	<input type="text" value="13"/>	14	<input type="text" value="0"/>	14
<u>Hispanic/Latino</u>	<input type="text" value="4"/>	<input type="text" value="2"/>	<input type="text" value="13"/>	19	<input type="text" value="0"/>	19
<u>American Indian or Alaska Native</u>	<input type="text" value="0"/>	<input type="text" value="0"/>	<input type="text" value="0"/>	0	<input type="text" value="0"/>	0
<u>Asian</u>	<input type="text" value="10"/>	<input type="text" value="1"/>	<input type="text" value="21"/>	32	<input type="text" value="0"/>	32
<u>Black or African American</u>	<input type="text" value="6"/>	<input type="text" value="1"/>	<input type="text" value="13"/>	20	<input type="text" value="0"/>	20
<u>Native Hawaiian or Other Pacific Islander</u>	<input type="text" value="0"/>	<input type="text" value="0"/>	<input type="text" value="1"/>	1	<input type="text" value="0"/>	1
<u>White</u>	<input type="text" value="10"/>	<input type="text" value="6"/>	<input type="text" value="68"/>	84	<input type="text" value="0"/>	84
Two or more races	<input type="text" value="2"/>	<input type="text" value="1"/>	<input type="text" value="5"/>	8	<input type="text" value="0"/>	8
<u>Race/ethnicity unknown</u>	<input type="text" value="1"/>	<input type="text" value="0"/>	<input type="text" value="3"/>	4	<input type="text" value="0"/>	4
<b>Total women</b>	34	11	137	182	0	182

Grand total (men+women)	49	27	233	309	0	309
Grand total (men+women) 2016-17	<b>39</b>	<b>33</b>	<b>240</b>	<b>312</b>		<b>312</b>

Institution: University of Missouri-Kansas City (178402)

User ID: 29C0011

**Part A - Fall Enrollment by race/ethnicity and gender**Enrollment as of the institution's official fall reporting date or as of October 15, 2018**CIPCODE: 52.0000 -- Business, Management, Marketing and Related Support Services****Full-time undergraduate students**

- Report Hispanic/Latino individuals of any race as Hispanic/Latino
- Report race for non-Hispanic/Latino individuals only

**Men**

Students enrolled for <u>credit</u>	<u>Degree/certificate-seeking</u>			Total	Non-degree/ non-certificate- seeking	Total, <u>full-time</u> <u>undergraduate</u> students
	<u>First-time</u>	<u>Transfer- in</u>	<u>Continuing/ Returning</u>			
<u>Nonresident alien</u>	6	9	52	67	2	69
<u>Hispanic/Latino</u>	5	10	36	51	0	51
<u>American Indian or Alaska Native</u>	1	1	0	2	0	2
<u>Asian</u>	3	2	30	35	0	35
<u>Black or African American</u>	8	7	48	63	0	63
<u>Native Hawaiian or Other Pacific Islander</u>	0	0	0	0	0	0
<u>White</u>	31	55	251	337	1	338
Two or more races	6	3	13	22	0	22
<u>Race/ethnicity unknown</u>	2	3	14	19	0	19
<b>Total men</b>	62	90	444	596	3	599

**Women**

Students enrolled for <u>credit</u>	<u>Degree/certificate-seeking</u>			Total	Non-degree/ non-certificate- seeking	Total, <u>full-time</u> <u>undergraduate</u> students
	<u>First-time</u>	<u>Transfer- in</u>	<u>Continuing/ Returning</u>			
<u>Nonresident alien</u>	9	12	40	61	0	61
<u>Hispanic/Latino</u>	7	4	39	50	0	50
<u>American Indian or Alaska Native</u>	0	0	2	2	0	2
<u>Asian</u>	2	4	24	30	0	30
<u>Black or African American</u>	12	4	34	50	0	50
<u>Native Hawaiian or Other Pacific Islander</u>	0	0	0	0	0	0
<u>White</u>	21	37	189	247	0	247
Two or more races	3	2	11	16	0	16
<u>Race/ethnicity unknown</u>	0	0	10	10	0	10
<b>Total women</b>	54	63	349	466	0	466



Grand total (men+women)	116	153	793	1,062	3	1,065
Grand total (men+women) 2016-17	<b>124</b>	<b>145</b>	<b>790</b>	<b>1,059</b>	<b>6</b>	<b>1,065</b>

Institution: University of Missouri-Kansas City (178402)

User ID: 29C0011

**Part A - Fall Enrollment for Part-time Undergraduate Students**Enrollment as of the institution's official fall reporting date or as of October 15, 2018**Part-time Undergraduate Students****Reporting Reminders:**

- Report Hispanic/Latino individuals of any race as Hispanic/Latino
- Report race for non-Hispanic/Latino individuals only
- Even though Teacher Preparation certificate programs may require a bachelor's degree for admission, they are considered subbaccalaureate undergraduate programs, and students in these programs are undergraduate students.

**Men**

Enrolled for <u>credit</u>	<u>Degree/certificate-seeking</u>			Total degree/certificate- seeking	Non-degree/ non- certificate- seeking	Total, <u>part-time</u> <u>undergraduate</u> students
	<u>First-time</u>	<u>Transfer-in</u>	<u>Continuing/ Returning</u>			
<u>Nonresident alien</u>	0	0	18	18	14	32
<u>Hispanic/Latino</u>	1	10	25	36	88	124
<u>American Indian or Alaska Native</u>	0	0	4	4	6	10
<u>Asian</u>	1	8	26	35	34	69
<u>Black or African American</u>	3	5	48	56	81	137
<u>Native Hawaiian or Other Pacific Islander</u>	0	0	1	1	1	2
<u>White</u>	6	63	254	323	1,128	1,451
Two or more races	2	2	9	13	82	95
<u>Race and ethnicity unknown</u>	0	6	20	26	44	70
<b>Total men</b>	13	94	405	512	1,478	1,990
Total men prior year	<b>8</b>	<b>109</b>	<b>389</b>	<b>506</b>	<b>1,401</b>	<b>1,907</b>

**Women**

Enrolled for <u>credit</u>	<u>Degree/certificate-seeking</u>			Total degree/certificate- seeking	Non-degree/ non- certificate- seeking	Total, <u>part-time</u> <u>undergraduate</u> students
	<u>First-time</u>	<u>Transfer-in</u>	<u>Continuing/ Returning</u>			
<u>Nonresident alien</u>	1	1	13	15	11	26
<u>Hispanic/Latino</u>	0	13	60	73	138	211
<u>American Indian or Alaska Native</u>	0	0	0	0	7	7
<u>Asian</u>	0	8	23	31	59	90
<u>Black or African American</u>	2	15	86	103	148	251

<u>Native Hawaiian or Other Pacific Islander</u>	0	0	0	0	2	2
<u>White</u>	5	83	294	382	1,477	1,859
Two or more races	1	10	20	31	134	165
<u>Race and ethnicity unknown</u>	0	6	18	24	88	112
<b>Total women</b>	9	136	514	659	2,064	2,723
Total women prior year	<b>18</b>	<b>104</b>	<b>560</b>	<b>682</b>	<b>2,023</b>	<b>2,705</b>
<b>Grand total (men+women)</b>	22	230	919	1,171	3,542	4,713
Grand total (men+women) prior year	<b>26</b>	<b>213</b>	<b>949</b>	<b>1,188</b>	<b>3,424</b>	<b>4,612</b>

Institution: University of Missouri-Kansas City (178402)

User ID: 29C0011

**Part A - Fall Enrollment by race/ethnicity and gender**Enrollment as of the institution's official fall reporting date or as of October 15, 2018**CIPCODE: 13.0000 -- Education****Part-time undergraduate students**

- Report Hispanic/Latino individuals of any race as Hispanic/Latino
- Report race for non-Hispanic/Latino individuals only

**Men**

Students enrolled for <u>credit</u>	<u>Degree/certificate-seeking</u>			Total	Non-degree/ non-certificate- seeking	Total, <u>part-time</u> <u>undergraduate</u> students
	<u>First-time</u>	<u>Transfer- in</u>	<u>Continuing/ Returning</u>			
<u>Nonresident alien</u>	<input type="text" value="0"/>	<input type="text" value="0"/>	<input type="text" value="0"/>	0	<input type="text" value="0"/>	0
<u>Hispanic/Latino</u>	<input type="text" value="0"/>	<input type="text" value="1"/>	<input type="text" value="0"/>	1	<input type="text" value="0"/>	1
<u>American Indian or Alaska Native</u>	<input type="text" value="0"/>	<input type="text" value="0"/>	<input type="text" value="0"/>	0	<input type="text" value="0"/>	0
<u>Asian</u>	<input type="text" value="0"/>	<input type="text" value="0"/>	<input type="text" value="1"/>	1	<input type="text" value="0"/>	1
<u>Black or African American</u>	<input type="text" value="0"/>	<input type="text" value="0"/>	<input type="text" value="1"/>	1	<input type="text" value="0"/>	1
<u>Native Hawaiian or Other Pacific Islander</u>	<input type="text" value="0"/>	<input type="text" value="0"/>	<input type="text" value="0"/>	0	<input type="text" value="0"/>	0
<u>White</u>	<input type="text" value="0"/>	<input type="text" value="2"/>	<input type="text" value="11"/>	13	<input type="text" value="0"/>	13
Two or more races	<input type="text" value="0"/>	<input type="text" value="0"/>	<input type="text" value="0"/>	0	<input type="text" value="0"/>	0
<u>Race/ethnicity unknown</u>	<input type="text" value="0"/>	<input type="text" value="0"/>	<input type="text" value="0"/>	0	<input type="text" value="0"/>	0
<b>Total men</b>	0	3	13	16	0	16

**Women**

Students enrolled for <u>credit</u>	<u>Degree/certificate-seeking</u>			Total	Non-degree/ non-certificate- seeking	Total, <u>part-time</u> <u>undergraduate</u> students
	<u>First-time</u>	<u>Transfer- in</u>	<u>Continuing/ Returning</u>			
<u>Nonresident alien</u>	<input type="text" value="0"/>	<input type="text" value="0"/>	<input type="text" value="0"/>	0	<input type="text" value="0"/>	0
<u>Hispanic/Latino</u>	<input type="text" value="0"/>	<input type="text" value="0"/>	<input type="text" value="3"/>	3	<input type="text" value="0"/>	3
<u>American Indian or Alaska Native</u>	<input type="text" value="0"/>	<input type="text" value="0"/>	<input type="text" value="0"/>	0	<input type="text" value="0"/>	0
<u>Asian</u>	<input type="text" value="0"/>	<input type="text" value="0"/>	<input type="text" value="1"/>	1	<input type="text" value="0"/>	1
<u>Black or African American</u>	<input type="text" value="0"/>	<input type="text" value="1"/>	<input type="text" value="2"/>	3	<input type="text" value="0"/>	3
<u>Native Hawaiian or Other Pacific Islander</u>	<input type="text" value="0"/>	<input type="text" value="0"/>	<input type="text" value="0"/>	0	<input type="text" value="0"/>	0
<u>White</u>	<input type="text" value="0"/>	<input type="text" value="6"/>	<input type="text" value="12"/>	18	<input type="text" value="0"/>	18
Two or more races	<input type="text" value="0"/>	<input type="text" value="0"/>	<input type="text" value="0"/>	0	<input type="text" value="0"/>	0
<u>Race/ethnicity unknown</u>	<input type="text" value="0"/>	<input type="text" value="0"/>	<input type="text" value="2"/>	2	<input type="text" value="0"/>	2
<b>Total women</b>	0	7	20	27	0	27

<b>Grand total (men+women)</b>	0	10	33	43	0	43
Grand total (men+women) 2016-17	<b>2</b>	<b>9</b>	<b>53</b>	<b>64</b>	<b>2</b>	<b>66</b>

Institution: University of Missouri-Kansas City (178402)

User ID: 29C0011

**Part A - Fall Enrollment by race/ethnicity and gender**Enrollment as of the institution's official fall reporting date or as of October 15, 2018**CIPCODE: 14.0000 -- Engineering****Part-time undergraduate students**

- Report Hispanic/Latino individuals of any race as Hispanic/Latino
- Report race for non-Hispanic/Latino individuals only

**Men**

Students enrolled for <u>credit</u>	<u>Degree/certificate-seeking</u>			Total	Non-degree/ non-certificate- seeking	Total, <u>part-time</u> <u>undergraduate</u> students
	<u>First-time</u>	<u>Transfer- in</u>	<u>Continuing/ Returning</u>			
<u>Nonresident alien</u>	<input type="text" value="0"/>	<input type="text" value="0"/>	<input type="text" value="4"/>	4	<input type="text" value="0"/>	4
<u>Hispanic/Latino</u>	<input type="text" value="0"/>	<input type="text" value="3"/>	<input type="text" value="5"/>	8	<input type="text" value="0"/>	8
<u>American Indian or Alaska Native</u>	<input type="text" value="0"/>	<input type="text" value="0"/>	<input type="text" value="0"/>	0	<input type="text" value="0"/>	0
<u>Asian</u>	<input type="text" value="0"/>	<input type="text" value="1"/>	<input type="text" value="1"/>	2	<input type="text" value="0"/>	2
<u>Black or African American</u>	<input type="text" value="0"/>	<input type="text" value="1"/>	<input type="text" value="2"/>	3	<input type="text" value="0"/>	3
<u>Native Hawaiian or Other Pacific Islander</u>	<input type="text" value="0"/>	<input type="text" value="0"/>	<input type="text" value="0"/>	0	<input type="text" value="0"/>	0
<u>White</u>	<input type="text" value="1"/>	<input type="text" value="7"/>	<input type="text" value="36"/>	44	<input type="text" value="0"/>	44
Two or more races	<input type="text" value="0"/>	<input type="text" value="0"/>	<input type="text" value="0"/>	0	<input type="text" value="0"/>	0
<u>Race and ethnicity unknown</u>	<input type="text" value="0"/>	<input type="text" value="2"/>	<input type="text" value="3"/>	5	<input type="text" value="0"/>	5
<b>Total men</b>	1	14	51	66	0	66

**Women**

Students enrolled for <u>credit</u>	<u>Degree/certificate-seeking</u>			Total	Non-degree/ non-certificate- seeking	Total, <u>part-time</u> <u>undergraduate</u> students
	<u>First-time</u>	<u>Transfer- in</u>	<u>Continuing/ Returning</u>			
<u>Nonresident alien</u>	<input type="text" value="0"/>	<input type="text" value="0"/>	<input type="text" value="1"/>	1	<input type="text" value="0"/>	1
<u>Hispanic/Latino</u>	<input type="text" value="0"/>	<input type="text" value="0"/>	<input type="text" value="0"/>	0	<input type="text" value="0"/>	0
<u>American Indian or Alaska Native</u>	<input type="text" value="0"/>	<input type="text" value="0"/>	<input type="text" value="0"/>	0	<input type="text" value="0"/>	0
<u>Asian</u>	<input type="text" value="0"/>	<input type="text" value="2"/>	<input type="text" value="2"/>	4	<input type="text" value="0"/>	4
<u>Black or African American</u>	<input type="text" value="0"/>	<input type="text" value="0"/>	<input type="text" value="2"/>	2	<input type="text" value="0"/>	2
<u>Native Hawaiian or Other Pacific Islander</u>	<input type="text" value="0"/>	<input type="text" value="0"/>	<input type="text" value="0"/>	0	<input type="text" value="0"/>	0
<u>White</u>	<input type="text" value="0"/>	<input type="text" value="1"/>	<input type="text" value="4"/>	5	<input type="text" value="0"/>	5
Two or more races	<input type="text" value="0"/>	<input type="text" value="0"/>	<input type="text" value="0"/>	0	<input type="text" value="0"/>	0
<u>Race and ethnicity unknown</u>	<input type="text" value="0"/>	<input type="text" value="0"/>	<input type="text" value="0"/>	0	<input type="text" value="0"/>	0
<b>Total women</b>	0	3	9	12	0	12

<b>Grand total (men+women)</b>	1	17	60	78	0	78
Grand total (men+women) 2016-17	<b>2</b>	<b>23</b>	<b>69</b>	<b>94</b>		<b>94</b>

Institution: University of Missouri-Kansas City (178402)

User ID: 29C0011

**Part A - Fall Enrollment by race/ethnicity and gender**Enrollment as of the institution's official fall reporting date or as of October 15, 2018**CIPCODE: 26.0000 -- Biological and Biomedical Sciences****Part-time undergraduate students**

- Report Hispanic/Latino individuals of any race as Hispanic/Latino
- Report race for non-Hispanic/Latino individuals only

**Men**

Students enrolled for <u>credit</u>	<u>Degree/certificate-seeking</u>			Total	Non-degree/ non-certificate- seeking	Total, <u>part-time</u> <u>undergraduate</u> students
	<u>First-time</u>	<u>Transfer- in</u>	<u>Continuing/ Returning</u>			
<u>Nonresident alien</u>	<input type="text" value="0"/>	<input type="text" value="0"/>	<input type="text" value="0"/>	0	<input type="text" value="0"/>	0
<u>Hispanic/Latino</u>	<input type="text" value="0"/>	<input type="text" value="1"/>	<input type="text" value="1"/>	2	<input type="text" value="0"/>	2
<u>American Indian or Alaska Native</u>	<input type="text" value="0"/>	<input type="text" value="0"/>	<input type="text" value="0"/>	0	<input type="text" value="0"/>	0
<u>Asian</u>	<input type="text" value="1"/>	<input type="text" value="1"/>	<input type="text" value="2"/>	4	<input type="text" value="0"/>	4
<u>Black or African American</u>	<input type="text" value="0"/>	<input type="text" value="0"/>	<input type="text" value="0"/>	0	<input type="text" value="1"/>	1
<u>Native Hawaiian or Other Pacific Islander</u>	<input type="text" value="0"/>	<input type="text" value="0"/>	<input type="text" value="0"/>	0	<input type="text" value="0"/>	0
<u>White</u>	<input type="text" value="1"/>	<input type="text" value="3"/>	<input type="text" value="16"/>	20	<input type="text" value="7"/>	27
Two or more races	<input type="text" value="0"/>	<input type="text" value="0"/>	<input type="text" value="1"/>	1	<input type="text" value="1"/>	2
<u>Race and ethnicity unknown</u>	<input type="text" value="0"/>	<input type="text" value="0"/>	<input type="text" value="0"/>	0	<input type="text" value="1"/>	1
<b>Total men</b>	2	5	20	27	10	37

**Women**

Students enrolled for <u>credit</u>	<u>Degree/certificate-seeking</u>			Total	Non-degree/ non-certificate- seeking	Total, <u>part-time</u> <u>undergraduate</u> students
	<u>First-time</u>	<u>Transfer- in</u>	<u>Continuing/ Returning</u>			
<u>Nonresident alien</u>	<input type="text" value="0"/>	<input type="text" value="0"/>	<input type="text" value="0"/>	0	<input type="text" value="0"/>	0
<u>Hispanic/Latino</u>	<input type="text" value="0"/>	<input type="text" value="0"/>	<input type="text" value="2"/>	2	<input type="text" value="2"/>	4
<u>American Indian or Alaska Native</u>	<input type="text" value="0"/>	<input type="text" value="0"/>	<input type="text" value="0"/>	0	<input type="text" value="0"/>	0
<u>Asian</u>	<input type="text" value="0"/>	<input type="text" value="0"/>	<input type="text" value="1"/>	1	<input type="text" value="1"/>	2
<u>Black or African American</u>	<input type="text" value="0"/>	<input type="text" value="0"/>	<input type="text" value="4"/>	4	<input type="text" value="1"/>	5
<u>Native Hawaiian or Other Pacific Islander</u>	<input type="text" value="0"/>	<input type="text" value="0"/>	<input type="text" value="0"/>	0	<input type="text" value="0"/>	0
<u>White</u>	<input type="text" value="0"/>	<input type="text" value="4"/>	<input type="text" value="15"/>	19	<input type="text" value="11"/>	30
Two or more races	<input type="text" value="0"/>	<input type="text" value="2"/>	<input type="text" value="2"/>	4	<input type="text" value="0"/>	4
<u>Race and ethnicity unknown</u>	<input type="text" value="0"/>	<input type="text" value="1"/>	<input type="text" value="2"/>	3	<input type="text" value="0"/>	3
<b>Total women</b>	0	7	26	33	15	48



<b>Grand total (men+women)</b>	2	12	46	60	25	85
Grand total (men+women) 2016-17		<b>19</b>	<b>31</b>	<b>50</b>	<b>25</b>	<b>75</b>

Institution: University of Missouri-Kansas City (178402)

User ID: 29C0011

**Part A - Fall Enrollment by race/ethnicity and gender**Enrollment as of the institution's official fall reporting date or as of October 15, 2018**CIPCODE: 27.0000 -- Mathematics and Statistics****Part-time undergraduate students**

- Report Hispanic/Latino individuals of any race as Hispanic/Latino
- Report race for non-Hispanic/Latino individuals only

**Men**

Students enrolled for <u>credit</u>	<u>Degree/certificate-seeking</u>			Total	Non-degree/ non-certificate- seeking	Total, <u>part-time</u> <u>undergraduate</u> students
	<u>First-time</u>	<u>Transfer- in</u>	<u>Continuing/ Returning</u>			
<u>Nonresident alien</u>	<input type="text" value="0"/>	<input type="text" value="0"/>	<input type="text" value="0"/>	0	<input type="text" value="0"/>	0
<u>Hispanic/Latino</u>	<input type="text" value="0"/>	<input type="text" value="0"/>	<input type="text" value="0"/>	0	<input type="text" value="0"/>	0
<u>American Indian or Alaska Native</u>	<input type="text" value="0"/>	<input type="text" value="0"/>	<input type="text" value="0"/>	0	<input type="text" value="0"/>	0
<u>Asian</u>	<input type="text" value="0"/>	<input type="text" value="0"/>	<input type="text" value="0"/>	0	<input type="text" value="0"/>	0
<u>Black or African American</u>	<input type="text" value="0"/>	<input type="text" value="0"/>	<input type="text" value="2"/>	2	<input type="text" value="0"/>	2
<u>Native Hawaiian or Other Pacific Islander</u>	<input type="text" value="0"/>	<input type="text" value="0"/>	<input type="text" value="0"/>	0	<input type="text" value="0"/>	0
<u>White</u>	<input type="text" value="0"/>	<input type="text" value="3"/>	<input type="text" value="3"/>	6	<input type="text" value="0"/>	6
Two or more races	<input type="text" value="0"/>	<input type="text" value="0"/>	<input type="text" value="1"/>	1	<input type="text" value="0"/>	1
<u>Race/ethnicity unknown</u>	<input type="text" value="0"/>	<input type="text" value="0"/>	<input type="text" value="1"/>	1	<input type="text" value="0"/>	1
<b>Total men</b>	0	3	7	10	0	10

**Women**

Students enrolled for <u>credit</u>	<u>Degree/certificate-seeking</u>			Total	Non-degree/ non-certificate- seeking	Total, <u>part-time</u> <u>undergraduate</u> students
	<u>First-time</u>	<u>Transfer- in</u>	<u>Continuing/ Returning</u>			
<u>Nonresident alien</u>	<input type="text" value="0"/>	<input type="text" value="0"/>	<input type="text" value="0"/>	0	<input type="text" value="0"/>	0
<u>Hispanic/Latino</u>	<input type="text" value="0"/>	<input type="text" value="0"/>	<input type="text" value="0"/>	0	<input type="text" value="0"/>	0
<u>American Indian or Alaska Native</u>	<input type="text" value="0"/>	<input type="text" value="0"/>	<input type="text" value="0"/>	0	<input type="text" value="0"/>	0
<u>Asian</u>	<input type="text" value="0"/>	<input type="text" value="1"/>	<input type="text" value="0"/>	1	<input type="text" value="0"/>	1
<u>Black or African American</u>	<input type="text" value="0"/>	<input type="text" value="0"/>	<input type="text" value="0"/>	0	<input type="text" value="0"/>	0
<u>Native Hawaiian or Other Pacific Islander</u>	<input type="text" value="0"/>	<input type="text" value="0"/>	<input type="text" value="0"/>	0	<input type="text" value="0"/>	0
<u>White</u>	<input type="text" value="0"/>	<input type="text" value="0"/>	<input type="text" value="3"/>	3	<input type="text" value="0"/>	3
Two or more races	<input type="text" value="0"/>	<input type="text" value="0"/>	<input type="text" value="1"/>	1	<input type="text" value="0"/>	1
<u>Race/ethnicity unknown</u>	<input type="text" value="0"/>	<input type="text" value="0"/>	<input type="text" value="0"/>	0	<input type="text" value="0"/>	0
<b>Total women</b>	0	1	4	5	0	5

<b>Grand total (men+women)</b>	0	4	11	15	0	15
Grand total (men+women) 2016-17		<b>1</b>	<b>15</b>	<b>16</b>		<b>16</b>

Institution: University of Missouri-Kansas City (178402)

User ID: 29C0011

**Part A - Fall Enrollment by race/ethnicity and gender**Enrollment as of the institution's official fall reporting date or as of October 15, 2018**CIPCODE: 40.0000 -- Physical Sciences****Part-time undergraduate students**

- Report Hispanic/Latino individuals of any race as Hispanic/Latino
- Report race for non-Hispanic/Latino individuals only

**Men**

Students enrolled for <u>credit</u>	<u>Degree/certificate-seeking</u>			Total	Non-degree/ non-certificate- seeking	Total, <u>part-time</u> <u>undergraduate</u> students
	<u>First-time</u>	<u>Transfer- in</u>	<u>Continuing/ Returning</u>			
<u>Nonresident alien</u>	<input type="text" value="0"/>	<input type="text" value="0"/>	<input type="text" value="2"/>	2	<input type="text" value="0"/>	2
<u>Hispanic/Latino</u>	<input type="text" value="0"/>	<input type="text" value="1"/>	<input type="text" value="1"/>	2	<input type="text" value="0"/>	2
<u>American Indian or Alaska Native</u>	<input type="text" value="0"/>	<input type="text" value="0"/>	<input type="text" value="1"/>	1	<input type="text" value="0"/>	1
<u>Asian</u>	<input type="text" value="0"/>	<input type="text" value="1"/>	<input type="text" value="3"/>	4	<input type="text" value="0"/>	4
<u>Black or African American</u>	<input type="text" value="1"/>	<input type="text" value="0"/>	<input type="text" value="4"/>	5	<input type="text" value="0"/>	5
<u>Native Hawaiian or Other Pacific Islander</u>	<input type="text" value="0"/>	<input type="text" value="0"/>	<input type="text" value="0"/>	0	<input type="text" value="0"/>	0
<u>White</u>	<input type="text" value="0"/>	<input type="text" value="2"/>	<input type="text" value="8"/>	10	<input type="text" value="0"/>	10
Two or more races	<input type="text" value="0"/>	<input type="text" value="0"/>	<input type="text" value="2"/>	2	<input type="text" value="0"/>	2
<u>Race and ethnicity unknown</u>	<input type="text" value="0"/>	<input type="text" value="0"/>	<input type="text" value="1"/>	1	<input type="text" value="0"/>	1
<b>Total men</b>	1	4	22	27	0	27

**Women**

Students enrolled for <u>credit</u>	<u>Degree/certificate-seeking</u>			Total	Non-degree/ non-certificate- seeking	Total, <u>part-time</u> <u>undergraduate</u> students
	<u>First-time</u>	<u>Transfer- in</u>	<u>Continuing/ Returning</u>			
<u>Nonresident alien</u>	<input type="text" value="0"/>	<input type="text" value="0"/>	<input type="text" value="0"/>	0	<input type="text" value="0"/>	0
<u>Hispanic/Latino</u>	<input type="text" value="0"/>	<input type="text" value="0"/>	<input type="text" value="2"/>	2	<input type="text" value="0"/>	2
<u>American Indian or Alaska Native</u>	<input type="text" value="0"/>	<input type="text" value="0"/>	<input type="text" value="0"/>	0	<input type="text" value="0"/>	0
<u>Asian</u>	<input type="text" value="0"/>	<input type="text" value="0"/>	<input type="text" value="2"/>	2	<input type="text" value="0"/>	2
<u>Black or African American</u>	<input type="text" value="0"/>	<input type="text" value="0"/>	<input type="text" value="4"/>	4	<input type="text" value="0"/>	4
<u>Native Hawaiian or Other Pacific Islander</u>	<input type="text" value="0"/>	<input type="text" value="0"/>	<input type="text" value="0"/>	0	<input type="text" value="0"/>	0
<u>White</u>	<input type="text" value="0"/>	<input type="text" value="1"/>	<input type="text" value="7"/>	8	<input type="text" value="0"/>	8
Two or more races	<input type="text" value="0"/>	<input type="text" value="0"/>	<input type="text" value="0"/>	0	<input type="text" value="0"/>	0
<u>Race and ethnicity unknown</u>	<input type="text" value="0"/>	<input type="text" value="0"/>	<input type="text" value="1"/>	1	<input type="text" value="0"/>	1
<b>Total women</b>	0	1	16	17	0	17

<b>Grand total (men+women)</b>	1	5	38	44	0	44
Grand total (men+women) 2016-17		<b>9</b>	<b>53</b>	<b>62</b>		<b>62</b>

Institution: University of Missouri-Kansas City (178402)

User ID: 29C0011

**Part A - Fall Enrollment by race/ethnicity and gender**Enrollment as of the institution's official fall reporting date or as of October 15, 2018**CIPCODE: 52.0000 -- Business, Management, Marketing and Related Support Services****Part-time undergraduate students**

- Report Hispanic/Latino individuals of any race as Hispanic/Latino
- Report race for non-Hispanic/Latino individuals only

**Men**

Students enrolled for <u>credit</u>	<u>Degree/certificate-seeking</u>			Total	Non-degree/ non-certificate- seeking	Total, <u>part-time</u> <u>undergraduate</u> students
	<u>First-time</u>	<u>Transfer- in</u>	<u>Continuing/ Returning</u>			
<u>Nonresident alien</u>	<input type="text" value="0"/>	<input type="text" value="0"/>	<input type="text" value="5"/>	5	<input type="text" value="1"/>	6
<u>Hispanic/Latino</u>	<input type="text" value="0"/>	<input type="text" value="0"/>	<input type="text" value="4"/>	4	<input type="text" value="1"/>	5
<u>American Indian or Alaska Native</u>	<input type="text" value="0"/>	<input type="text" value="0"/>	<input type="text" value="0"/>	0	<input type="text" value="0"/>	0
<u>Asian</u>	<input type="text" value="0"/>	<input type="text" value="1"/>	<input type="text" value="3"/>	4	<input type="text" value="0"/>	4
<u>Black or African American</u>	<input type="text" value="0"/>	<input type="text" value="0"/>	<input type="text" value="9"/>	9	<input type="text" value="0"/>	9
<u>Native Hawaiian or Other Pacific Islander</u>	<input type="text" value="0"/>	<input type="text" value="0"/>	<input type="text" value="0"/>	0	<input type="text" value="0"/>	0
<u>White</u>	<input type="text" value="1"/>	<input type="text" value="12"/>	<input type="text" value="40"/>	53	<input type="text" value="7"/>	60
Two or more races	<input type="text" value="1"/>	<input type="text" value="1"/>	<input type="text" value="1"/>	3	<input type="text" value="0"/>	3
<u>Race and ethnicity unknown</u>	<input type="text" value="0"/>	<input type="text" value="1"/>	<input type="text" value="1"/>	2	<input type="text" value="0"/>	2
<b>Total men</b>	2	15	63	80	9	89

**Women**

Students enrolled for <u>credit</u>	<u>Degree/certificate-seeking</u>			Total	Non-degree/ non-certificate- seeking	Total, <u>part-time</u> <u>undergraduate</u> students
	<u>First-time</u>	<u>Transfer- in</u>	<u>Continuing/ Returning</u>			
<u>Nonresident alien</u>	<input type="text" value="0"/>	<input type="text" value="0"/>	<input type="text" value="5"/>	5	<input type="text" value="0"/>	5
<u>Hispanic/Latino</u>	<input type="text" value="0"/>	<input type="text" value="4"/>	<input type="text" value="8"/>	12	<input type="text" value="1"/>	13
<u>American Indian or Alaska Native</u>	<input type="text" value="0"/>	<input type="text" value="0"/>	<input type="text" value="0"/>	0	<input type="text" value="0"/>	0
<u>Asian</u>	<input type="text" value="0"/>	<input type="text" value="0"/>	<input type="text" value="3"/>	3	<input type="text" value="0"/>	3
<u>Black or African American</u>	<input type="text" value="0"/>	<input type="text" value="0"/>	<input type="text" value="16"/>	16	<input type="text" value="2"/>	18
<u>Native Hawaiian or Other Pacific Islander</u>	<input type="text" value="0"/>	<input type="text" value="0"/>	<input type="text" value="0"/>	0	<input type="text" value="0"/>	0
<u>White</u>	<input type="text" value="0"/>	<input type="text" value="6"/>	<input type="text" value="37"/>	43	<input type="text" value="5"/>	48
Two or more races	<input type="text" value="0"/>	<input type="text" value="1"/>	<input type="text" value="1"/>	2	<input type="text" value="0"/>	2
<u>Race and ethnicity unknown</u>	<input type="text" value="0"/>	<input type="text" value="1"/>	<input type="text" value="1"/>	2	<input type="text" value="0"/>	2
<b>Total women</b>	0	12	71	83	8	91

<b>Grand total (men+women)</b>	2	27	134	163	17	180
Grand total (men+women) 2016-17	<b>3</b>	<b>32</b>	<b>146</b>	<b>181</b>	<b>12</b>	<b>193</b>

Institution: University of Missouri-Kansas City (178402)

User ID: 29C0011

**Part A - Fall Enrollment for Graduate Students**Enrollment as of the institution's official fall reporting date or as of October 15, 2018**Graduate Students****Race/Ethnicity Reporting Reminder:**

- Report Hispanic/Latino individuals of any race as Hispanic/Latino
- Report race for non-Hispanic/Latino individuals only

**Graduate Student Reporting Reminder:**

- Report all postbaccalaureate degree and certificate students as graduate students, including any doctor's-professional practice students (formerly first-professional)
- Even though Teacher Preparation certificate programs may require a bachelor's degree for admission, they are considered subbaccalaureate undergraduate programs, and students in these programs are undergraduate students.

**Men**

Enrolled for <u>credit</u>	Total <u>full-time</u>	Total <u>part-time</u>	Total graduate students
<u>Nonresident alien</u>	194	208	402
<u>Hispanic/Latino</u>	66	40	106
<u>American Indian or Alaska Native</u>	5	3	8
<u>Asian</u>	137	38	175
<u>Black or African American</u>	64	51	115
<u>Native Hawaiian or Other Pacific Islander</u>	2	0	2
<u>White</u>	766	446	1,212
Two or more races	32	12	44
<u>Race and ethnicity unknown</u>	76	31	107
<b>Total men</b>	1,342	829	2,171
Total men prior year	<b>1,403</b>	<b>875</b>	<b>2,278</b>

**Women**

Enrolled for <u>credit</u>	Total <u>full-time</u>	Total <u>part-time</u>	Total graduate students
<u>Nonresident alien</u>	137	109	246
<u>Hispanic/Latino</u>	60	51	111
<u>American Indian or Alaska Native</u>	7	1	8
<u>Asian</u>	206	50	256
<u>Black or African American</u>	107	133	240
<u>Native Hawaiian or Other Pacific Islander</u>	0	0	0
<u>White</u>			1,839



	961	878	
Two or more races	46	28	74
<u>Race and ethnicity unknown</u>	54	57	111
<b>Total women</b>	1,578	1,307	2,885
Total women prior year	<b>1,529</b>	<b>1,193</b>	<b>2,722</b>
<b>Grand total (men+women)</b>	2,920	2,136	5,056
Grand total (men+women) prior year	<b>2,932</b>	<b>2,068</b>	<b>5,000</b>

Institution: University of Missouri-Kansas City (178402)

User ID: 29C0011

**Part A - Fall Enrollment by race/ethnicity and gender**Enrollment as of the institution's official fall reporting date or as of October 15, 2018**CIPCODE: 13.0000 -- Education****Graduate students**

- Report Hispanic/Latino individuals of any race as Hispanic/Latino
- Report race for non-Hispanic/Latino individuals only
- Report all postbaccalaureate degree and certificate students as graduate students, including any doctor's-professional practice students (formerly first-professional)

**Men**

Students enrolled for <u>credit</u>	Total <u>full-time</u>	Total <u>part-time</u>	Total graduate students
<u>Nonresident alien</u>	<input type="text" value="3"/>	<input type="text" value="0"/>	3
<u>Hispanic/Latino</u>	<input type="text" value="0"/>	<input type="text" value="2"/>	2
<u>American Indian or Alaska Native</u>	<input type="text" value="0"/>	<input type="text" value="0"/>	0
<u>Asian</u>	<input type="text" value="1"/>	<input type="text" value="0"/>	1
<u>Black or African American</u>	<input type="text" value="7"/>	<input type="text" value="11"/>	18
<u>Native Hawaiian or Other Pacific Islander</u>	<input type="text" value="0"/>	<input type="text" value="0"/>	0
<u>White</u>	<input type="text" value="23"/>	<input type="text" value="39"/>	62
Two or more races	<input type="text" value="2"/>	<input type="text" value="1"/>	3
<u>Race and ethnicity unknown</u>	<input type="text" value="4"/>	<input type="text" value="1"/>	5
<b>Total men</b>	40	54	94

**Women**

Students enrolled for <u>credit</u>	Total <u>full-time</u>	Total <u>part-time</u>	Total graduate students
<u>Nonresident alien</u>	<input type="text" value="2"/>	<input type="text" value="2"/>	4
<u>Hispanic/Latino</u>	<input type="text" value="2"/>	<input type="text" value="6"/>	8
<u>American Indian or Alaska Native</u>	<input type="text" value="0"/>	<input type="text" value="0"/>	0
<u>Asian</u>	<input type="text" value="7"/>	<input type="text" value="3"/>	10
<u>Black or African American</u>	<input type="text" value="12"/>	<input type="text" value="52"/>	64
<u>Native Hawaiian or Other Pacific Islander</u>	<input type="text" value="0"/>	<input type="text" value="0"/>	0
<u>White</u>	<input type="text" value="84"/>	<input type="text" value="145"/>	229
Two or more races	<input type="text" value="2"/>	<input type="text" value="5"/>	7
<u>Race and ethnicity unknown</u>	<input type="text" value="1"/>	<input type="text" value="5"/>	6
<b>Total women</b>	110	218	328

<b>Grand total (men+women)</b>	150	272	422
--------------------------------	-----	-----	-----

Grand total (men+women) 2016-17	111	314	425
---------------------------------	-----	-----	-----

Institution: University of Missouri-Kansas City (178402)

User ID: 29C0011

**Part A - Fall Enrollment by race/ethnicity and gender**Enrollment as of the institution's official fall reporting date or as of October 15, 2018**CIPCODE: 14.0000 -- Engineering****Graduate students**

- Report Hispanic/Latino individuals of any race as Hispanic/Latino
- Report race for non-Hispanic/Latino individuals only
- Report all postbaccalaureate degree and certificate students as graduate students, including any doctor's-professional practice students (formerly first-professional)

**Men**

Students enrolled for <u>credit</u>	Total <u>full-time</u>	Total <u>part-time</u>	Total graduate students
<u>Nonresident alien</u>	<input type="text" value="32"/>	<input type="text" value="32"/>	64
<u>Hispanic/Latino</u>	<input type="text" value="0"/>	<input type="text" value="7"/>	7
<u>American Indian or Alaska Native</u>	<input type="text" value="0"/>	<input type="text" value="0"/>	0
<u>Asian</u>	<input type="text" value="0"/>	<input type="text" value="8"/>	8
<u>Black or African American</u>	<input type="text" value="2"/>	<input type="text" value="8"/>	10
<u>Native Hawaiian or Other Pacific Islander</u>	<input type="text" value="0"/>	<input type="text" value="0"/>	0
<u>White</u>	<input type="text" value="15"/>	<input type="text" value="29"/>	44
Two or more races	<input type="text" value="0"/>	<input type="text" value="1"/>	1
<u>Race and ethnicity unknown</u>	<input type="text" value="2"/>	<input type="text" value="2"/>	4
<b>Total men</b>	51	87	138

**Women**

Students enrolled for <u>credit</u>	Total <u>full-time</u>	Total <u>part-time</u>	Total graduate students
<u>Nonresident alien</u>	<input type="text" value="7"/>	<input type="text" value="6"/>	13
<u>Hispanic/Latino</u>	<input type="text" value="0"/>	<input type="text" value="1"/>	1
<u>American Indian or Alaska Native</u>	<input type="text" value="0"/>	<input type="text" value="0"/>	0
<u>Asian</u>	<input type="text" value="0"/>	<input type="text" value="1"/>	1
<u>Black or African American</u>	<input type="text" value="0"/>	<input type="text" value="0"/>	0
<u>Native Hawaiian or Other Pacific Islander</u>	<input type="text" value="0"/>	<input type="text" value="0"/>	0
<u>White</u>	<input type="text" value="3"/>	<input type="text" value="10"/>	13
Two or more races	<input type="text" value="0"/>	<input type="text" value="0"/>	0
<u>Race and ethnicity unknown</u>	<input type="text" value="0"/>	<input type="text" value="0"/>	0
<b>Total women</b>	10	18	28

<b>Grand total (men+women)</b>	61	105	166
--------------------------------	----	-----	-----

Grand total (men+women) 2016-17	219	136	355
---------------------------------	-----	-----	-----

Institution: University of Missouri-Kansas City (178402)

User ID: 29C0011

**Part A - Fall Enrollment by race/ethnicity and gender**Enrollment as of the institution's official fall reporting date or as of October 15, 2018**CIPCODE: 26.0000 -- Biological and Biomedical Sciences****Graduate students**

- Report Hispanic/Latino individuals of any race as Hispanic/Latino
- Report race for non-Hispanic/Latino individuals only
- Report all postbaccalaureate degree and certificate students as graduate students, including any doctor's-professional practice students (formerly first-professional)

**Men**

Students enrolled for <u>credit</u>	Total <u>full-time</u>	Total <u>part-time</u>	Total graduate students
<u>Nonresident alien</u>	<input type="text" value="2"/>	<input type="text" value="2"/>	4
<u>Hispanic/Latino</u>	<input type="text" value="2"/>	<input type="text" value="0"/>	2
<u>American Indian or Alaska Native</u>	<input type="text" value="0"/>	<input type="text" value="0"/>	0
<u>Asian</u>	<input type="text" value="2"/>	<input type="text" value="0"/>	2
<u>Black or African American</u>	<input type="text" value="0"/>	<input type="text" value="1"/>	1
<u>Native Hawaiian or Other Pacific Islander</u>	<input type="text" value="0"/>	<input type="text" value="0"/>	0
<u>White</u>	<input type="text" value="6"/>	<input type="text" value="6"/>	12
Two or more races	<input type="text" value="0"/>	<input type="text" value="0"/>	0
<u>Race and ethnicity unknown</u>	<input type="text" value="0"/>	<input type="text" value="0"/>	0
<b>Total men</b>	12	9	21

**Women**

Students enrolled for <u>credit</u>	Total <u>full-time</u>	Total <u>part-time</u>	Total graduate students
<u>Nonresident alien</u>	<input type="text" value="1"/>	<input type="text" value="2"/>	3
<u>Hispanic/Latino</u>	<input type="text" value="0"/>	<input type="text" value="0"/>	0
<u>American Indian or Alaska Native</u>	<input type="text" value="0"/>	<input type="text" value="0"/>	0
<u>Asian</u>	<input type="text" value="0"/>	<input type="text" value="2"/>	2
<u>Black or African American</u>	<input type="text" value="0"/>	<input type="text" value="0"/>	0
<u>Native Hawaiian or Other Pacific Islander</u>	<input type="text" value="0"/>	<input type="text" value="0"/>	0
<u>White</u>	<input type="text" value="5"/>	<input type="text" value="9"/>	14
Two or more races	<input type="text" value="1"/>	<input type="text" value="0"/>	1
<u>Race and ethnicity unknown</u>	<input type="text" value="0"/>	<input type="text" value="1"/>	1
<b>Total women</b>	7	14	21

<b>Grand total (men+women)</b>	19	23	42
--------------------------------	----	----	----

Grand total (men+women) 2016-17	16	23	39
---------------------------------	----	----	----

Institution: University of Missouri-Kansas City (178402)

User ID: 29C0011

**Part A - Fall Enrollment by race/ethnicity and gender**Enrollment as of the institution's official fall reporting date or as of October 15, 2018**CIPCODE: 27.0000 -- Mathematics and Statistics****Graduate students**

- Report Hispanic/Latino individuals of any race as Hispanic/Latino
- Report race for non-Hispanic/Latino individuals only
- Report all postbaccalaureate degree and certificate students as graduate students, including any doctor's-professional practice students (formerly first-professional)

**Men**

Students enrolled for <u>credit</u>	Total <u>full-time</u>	Total <u>part-time</u>	Total graduate students
<u>Nonresident alien</u>	<input type="text" value="2"/>	<input type="text" value="1"/>	3
<u>Hispanic/Latino</u>	<input type="text" value="0"/>	<input type="text" value="0"/>	0
<u>American Indian or Alaska Native</u>	<input type="text" value="0"/>	<input type="text" value="0"/>	0
<u>Asian</u>	<input type="text" value="0"/>	<input type="text" value="0"/>	0
<u>Black or African American</u>	<input type="text" value="0"/>	<input type="text" value="1"/>	1
<u>Native Hawaiian or Other Pacific Islander</u>	<input type="text" value="0"/>	<input type="text" value="0"/>	0
<u>White</u>	<input type="text" value="2"/>	<input type="text" value="6"/>	8
Two or more races	<input type="text" value="0"/>	<input type="text" value="0"/>	0
<u>Race/ethnicity unknown</u>	<input type="text" value="0"/>	<input type="text" value="0"/>	0
<b>Total men</b>	4	8	12

**Women**

Students enrolled for <u>credit</u>	Total <u>full-time</u>	Total <u>part-time</u>	Total graduate students
<u>Nonresident alien</u>	<input type="text" value="2"/>	<input type="text" value="0"/>	2
<u>Hispanic/Latino</u>	<input type="text" value="0"/>	<input type="text" value="0"/>	0
<u>American Indian or Alaska Native</u>	<input type="text" value="0"/>	<input type="text" value="0"/>	0
<u>Asian</u>	<input type="text" value="0"/>	<input type="text" value="0"/>	0
<u>Black or African American</u>	<input type="text" value="1"/>	<input type="text" value="0"/>	1
<u>Native Hawaiian or Other Pacific Islander</u>	<input type="text" value="0"/>	<input type="text" value="0"/>	0
<u>White</u>	<input type="text" value="1"/>	<input type="text" value="3"/>	4
Two or more races	<input type="text" value="0"/>	<input type="text" value="0"/>	0
<u>Race/ethnicity unknown</u>	<input type="text" value="0"/>	<input type="text" value="0"/>	0
<b>Total women</b>	4	3	7

<b>Grand total (men+women)</b>	8	11	19
--------------------------------	---	----	----



Grand total (men+women) 2016-17	11	16	27
---------------------------------	----	----	----

Institution: University of Missouri-Kansas City (178402)

User ID: 29C0011

**Part A - Fall Enrollment by race/ethnicity and gender**Enrollment as of the institution's official fall reporting date or as of October 15, 2018**CIPCODE: 40.0000 -- Physical Sciences****Graduate students**

- Report Hispanic/Latino individuals of any race as Hispanic/Latino
- Report race for non-Hispanic/Latino individuals only
- Report all postbaccalaureate degree and certificate students as graduate students, including any doctor's-professional practice students (formerly first-professional)

**Men**

Students enrolled for <u>credit</u>	Total <u>full-time</u>	Total <u>part-time</u>	Total graduate students
<u>Nonresident alien</u>	<input type="text" value="3"/>	<input type="text" value="1"/>	4
<u>Hispanic/Latino</u>	<input type="text" value="1"/>	<input type="text" value="0"/>	1
<u>American Indian or Alaska Native</u>	<input type="text" value="1"/>	<input type="text" value="0"/>	1
<u>Asian</u>	<input type="text" value="2"/>	<input type="text" value="0"/>	2
<u>Black or African American</u>	<input type="text" value="0"/>	<input type="text" value="0"/>	0
<u>Native Hawaiian or Other Pacific Islander</u>	<input type="text" value="0"/>	<input type="text" value="0"/>	0
<u>White</u>	<input type="text" value="5"/>	<input type="text" value="11"/>	16
Two or more races	<input type="text" value="1"/>	<input type="text" value="0"/>	1
<u>Race and ethnicity unknown</u>	<input type="text" value="1"/>	<input type="text" value="0"/>	1
<b>Total men</b>	14	12	26

**Women**

Students enrolled for <u>credit</u>	Total <u>full-time</u>	Total <u>part-time</u>	Total graduate students
<u>Nonresident alien</u>	<input type="text" value="5"/>	<input type="text" value="0"/>	5
<u>Hispanic/Latino</u>	<input type="text" value="1"/>	<input type="text" value="1"/>	2
<u>American Indian or Alaska Native</u>	<input type="text" value="0"/>	<input type="text" value="0"/>	0
<u>Asian</u>	<input type="text" value="1"/>	<input type="text" value="0"/>	1
<u>Black or African American</u>	<input type="text" value="0"/>	<input type="text" value="1"/>	1
<u>Native Hawaiian or Other Pacific Islander</u>	<input type="text" value="0"/>	<input type="text" value="0"/>	0
<u>White</u>	<input type="text" value="4"/>	<input type="text" value="8"/>	12
Two or more races	<input type="text" value="0"/>	<input type="text" value="0"/>	0
<u>Race and ethnicity unknown</u>	<input type="text" value="0"/>	<input type="text" value="0"/>	0
<b>Total women</b>	11	10	21

<b>Grand total (men+women)</b>	25	22	47
--------------------------------	----	----	----

Grand total (men+women) 2016-17	17	32	49
---------------------------------	----	----	----

Institution: University of Missouri-Kansas City (178402)

User ID: 29C0011

**Part A - Fall Enrollment by race/ethnicity and gender**Enrollment as of the institution's official fall reporting date or as of October 15, 2018**CIPCODE: 52.0000 -- Business, Management, Marketing and Related Support Services****Graduate students**

- Report Hispanic/Latino individuals of any race as Hispanic/Latino
- Report race for non-Hispanic/Latino individuals only
- Report all postbaccalaureate degree and certificate students as graduate students, including any doctor's-professional practice students (formerly first-professional)

**Men**

Students enrolled for <u>credit</u>	Total <u>full-time</u>	Total <u>part-time</u>	Total graduate students
<u>Nonresident alien</u>	<input type="text" value="8"/>	<input type="text" value="5"/>	13
<u>Hispanic/Latino</u>	<input type="text" value="6"/>	<input type="text" value="10"/>	16
<u>American Indian or Alaska Native</u>	<input type="text" value="0"/>	<input type="text" value="2"/>	2
<u>Asian</u>	<input type="text" value="3"/>	<input type="text" value="8"/>	11
<u>Black or African American</u>	<input type="text" value="3"/>	<input type="text" value="8"/>	11
<u>Native Hawaiian or Other Pacific Islander</u>	<input type="text" value="0"/>	<input type="text" value="0"/>	0
<u>White</u>	<input type="text" value="37"/>	<input type="text" value="143"/>	180
Two or more races	<input type="text" value="1"/>	<input type="text" value="6"/>	7
<u>Race and ethnicity unknown</u>	<input type="text" value="5"/>	<input type="text" value="10"/>	15
<b>Total men</b>	63	192	255

**Women**

Students enrolled for <u>credit</u>	Total <u>full-time</u>	Total <u>part-time</u>	Total graduate students
<u>Nonresident alien</u>	<input type="text" value="8"/>	<input type="text" value="7"/>	15
<u>Hispanic/Latino</u>	<input type="text" value="2"/>	<input type="text" value="4"/>	6
<u>American Indian or Alaska Native</u>	<input type="text" value="0"/>	<input type="text" value="0"/>	0
<u>Asian</u>	<input type="text" value="2"/>	<input type="text" value="7"/>	9
<u>Black or African American</u>	<input type="text" value="7"/>	<input type="text" value="13"/>	20
<u>Native Hawaiian or Other Pacific Islander</u>	<input type="text" value="0"/>	<input type="text" value="0"/>	0
<u>White</u>	<input type="text" value="29"/>	<input type="text" value="82"/>	111
Two or more races	<input type="text" value="0"/>	<input type="text" value="2"/>	2
<u>Race and ethnicity unknown</u>	<input type="text" value="0"/>	<input type="text" value="8"/>	8
<b>Total women</b>	48	123	171

<b>Grand total (men+women)</b>	111	315	426
--------------------------------	-----	-----	-----

Grand total (men+women) 2016-17	173	249	422
---------------------------------	-----	-----	-----

Institution: University of Missouri-Kansas City (178402)

User ID: 29C0011

**Part A - Fall Enrollment by race/ethnicity and gender**Enrollment as of the institution's official fall reporting date or as of October 15, 2018**CIPCODE: 22.0101 -- Law (LL.B., J.D.)**

- Report Hispanic/Latino individuals of any race as Hispanic/Latino
- Report race for non-Hispanic/Latino individuals only

**Men**

Students enrolled for <u>credit</u>	Total <u>full-time</u>	Total <u>part-time</u>	Total
<u>Nonresident alien</u>	<input type="text" value="1"/>	<input type="text" value="3"/>	4
<u>Hispanic/Latino</u>	<input type="text" value="12"/>	<input type="text" value="0"/>	12
<u>American Indian or Alaska Native</u>	<input type="text" value="1"/>	<input type="text" value="0"/>	1
<u>Asian</u>	<input type="text" value="5"/>	<input type="text" value="0"/>	5
<u>Black or African American</u>	<input type="text" value="8"/>	<input type="text" value="2"/>	10
<u>Native Hawaiian or Other Pacific Islander</u>	<input type="text" value="1"/>	<input type="text" value="0"/>	1
<u>White</u>	<input type="text" value="137"/>	<input type="text" value="15"/>	152
Two or more races	<input type="text" value="6"/>	<input type="text" value="1"/>	7
<u>Race and ethnicity unknown</u>	<input type="text" value="8"/>	<input type="text" value="0"/>	8
<b>Total men</b>	179	21	200

**Women**

Students enrolled for <u>credit</u>	Total <u>full-time</u>	Total <u>part-time</u>	Total
<u>Nonresident alien</u>	<input type="text" value="2"/>	<input type="text" value="5"/>	7
<u>Hispanic/Latino</u>	<input type="text" value="15"/>	<input type="text" value="2"/>	17
<u>American Indian or Alaska Native</u>	<input type="text" value="1"/>	<input type="text" value="0"/>	1
<u>Asian</u>	<input type="text" value="1"/>	<input type="text" value="0"/>	1
<u>Black or African American</u>	<input type="text" value="7"/>	<input type="text" value="4"/>	11
<u>Native Hawaiian or Other Pacific Islander</u>	<input type="text" value="0"/>	<input type="text" value="0"/>	0
<u>White</u>	<input type="text" value="133"/>	<input type="text" value="23"/>	156
Two or more races	<input type="text" value="2"/>	<input type="text" value="1"/>	3
<u>Race and ethnicity unknown</u>	<input type="text" value="4"/>	<input type="text" value="2"/>	6
<b>Total women</b>	165	37	202

<b>Grand total (men+women)</b>	344	58	402
Grand total (men+women) 2016-17	<b>382</b>	<b>35</b>	<b>417</b>

Institution: University of Missouri-Kansas City (178402)

User ID: 29C0011

**Part A - Fall Enrollment by race/ethnicity and gender**Enrollment as of the institution's official fall reporting date or as of October 15, 2018**CIPCODE: 51.0401 -- Dentistry (D.D.S., D.M.D.)**

- Report Hispanic/Latino individuals of any race as Hispanic/Latino
- Report race for non-Hispanic/Latino individuals only

**Men**

Students enrolled for <u>credit</u>	Total <u>full-time</u>	Total <u>part-time</u>	Total
<u>Nonresident alien</u>	<input type="text" value="10"/>	<input type="text" value="0"/>	10
<u>Hispanic/Latino</u>	<input type="text" value="15"/>	<input type="text" value="0"/>	15
<u>American Indian or Alaska Native</u>	<input type="text" value="1"/>	<input type="text" value="0"/>	1
<u>Asian</u>	<input type="text" value="20"/>	<input type="text" value="0"/>	20
<u>Black or African American</u>	<input type="text" value="5"/>	<input type="text" value="0"/>	5
<u>Native Hawaiian or Other Pacific Islander</u>	<input type="text" value="1"/>	<input type="text" value="0"/>	1
<u>White</u>	<input type="text" value="156"/>	<input type="text" value="0"/>	156
Two or more races	<input type="text" value="4"/>	<input type="text" value="0"/>	4
<u>Race and ethnicity unknown</u>	<input type="text" value="8"/>	<input type="text" value="0"/>	8
<b>Total men</b>	220	0	220

**Women**

Students enrolled for <u>credit</u>	Total <u>full-time</u>	Total <u>part-time</u>	Total
<u>Nonresident alien</u>	<input type="text" value="2"/>	<input type="text" value="0"/>	2
<u>Hispanic/Latino</u>	<input type="text" value="10"/>	<input type="text" value="0"/>	10
<u>American Indian or Alaska Native</u>	<input type="text" value="1"/>	<input type="text" value="0"/>	1
<u>Asian</u>	<input type="text" value="36"/>	<input type="text" value="0"/>	36
<u>Black or African American</u>	<input type="text" value="9"/>	<input type="text" value="0"/>	9
<u>Native Hawaiian or Other Pacific Islander</u>	<input type="text" value="0"/>	<input type="text" value="0"/>	0
<u>White</u>	<input type="text" value="141"/>	<input type="text" value="0"/>	141
Two or more races	<input type="text" value="9"/>	<input type="text" value="0"/>	9
<u>Race and ethnicity unknown</u>	<input type="text" value="4"/>	<input type="text" value="0"/>	4
<b>Total women</b>	212	0	212

<b>Grand total (men+women)</b>	432	0	432
Grand total (men+women) 2016-17	<b>439</b>		<b>439</b>

Institution: University of Missouri-Kansas City (178402)

User ID: 29C0011

**Part A - Fall Enrollment by race/ethnicity and gender**Enrollment as of the institution's official fall reporting date or as of October 15, 2018**CIPCODE: 51.1201 -- Medicine (M.D.)**

- Report Hispanic/Latino individuals of any race as Hispanic/Latino
- Report race for non-Hispanic/Latino individuals only

**Men**

Students enrolled for <u>credit</u>	Total <u>full-time</u>	Total <u>part-time</u>	Total
<u>Nonresident alien</u>	<input type="text" value="0"/>	<input type="text" value="0"/>	0
<u>Hispanic/Latino</u>	<input type="text" value="6"/>	<input type="text" value="0"/>	6
<u>American Indian or Alaska Native</u>	<input type="text" value="1"/>	<input type="text" value="0"/>	1
<u>Asian</u>	<input type="text" value="68"/>	<input type="text" value="0"/>	68
<u>Black or African American</u>	<input type="text" value="11"/>	<input type="text" value="0"/>	11
<u>Native Hawaiian or Other Pacific Islander</u>	<input type="text" value="0"/>	<input type="text" value="0"/>	0
<u>White</u>	<input type="text" value="77"/>	<input type="text" value="0"/>	77
Two or more races	<input type="text" value="11"/>	<input type="text" value="0"/>	11
<u>Race and ethnicity unknown</u>	<input type="text" value="16"/>	<input type="text" value="0"/>	16
<b>Total men</b>	190	0	190

**Women**

Students enrolled for <u>credit</u>	Total <u>full-time</u>	Total <u>part-time</u>	Total
<u>Nonresident alien</u>	<input type="text" value="0"/>	<input type="text" value="0"/>	0
<u>Hispanic/Latino</u>	<input type="text" value="5"/>	<input type="text" value="1"/>	6
<u>American Indian or Alaska Native</u>	<input type="text" value="0"/>	<input type="text" value="0"/>	0
<u>Asian</u>	<input type="text" value="117"/>	<input type="text" value="0"/>	117
<u>Black or African American</u>	<input type="text" value="20"/>	<input type="text" value="0"/>	20
<u>Native Hawaiian or Other Pacific Islander</u>	<input type="text" value="0"/>	<input type="text" value="0"/>	0
<u>White</u>	<input type="text" value="74"/>	<input type="text" value="2"/>	76
Two or more races	<input type="text" value="14"/>	<input type="text" value="0"/>	14
<u>Race and ethnicity unknown</u>	<input type="text" value="19"/>	<input type="text" value="0"/>	19
<b>Total women</b>	249	3	252

<b>Grand total (men+women)</b>	439	3	442
Grand total (men+women) 2016-17	<b>451</b>		<b>451</b>





Institution: University of Missouri-Kansas City (178402)

User ID: 29C0011

**Part A - Fall Enrollment by Distance Education Status**

Enrollment as of the institution's official fall reporting date or as of October 15, 2018

	<u>Undergraduate Students</u>		<u>Graduate Students</u>
	<u>Degree/certificate-seeking</u>	Non-degree/non-certificate-seeking	
 <b>Enrolled <i>exclusively</i> in <u>distance education courses</u></b>	298	23	761
<b>Enrolled in <i>at least one</i> but not all distance education courses</b>	3,308	18	769
<i>Not enrolled in any distance education courses</i>	4,075	3,597	3,526
<b>Total</b> (from prior part A screens)	7,681	3,638	5,056

 **You may use the space below to provide context** for the data you've reported above. These context notes may be posted on the College Navigator website, and should be written to be understood by students and parents.

Institution: University of Missouri-Kansas City (178402)

User ID: 29C0011

**Part A - Fall Enrollment by Distance Education Status**

		<u>Undergraduate Students</u>		<u>Graduate Students</u>
		<u>Degree/certificate-seeking</u>	Non-degree/non-certificate-seeking	
<b>Of those students <i>exclusively</i> enrolled in <u>distance education courses</u>, report the number that are:</b>				
Located in	MO	<input type="text" value="202"/>	<input type="text" value="18"/>	<input type="text" value="420"/>
Located in the U.S. but not in	MO	<input type="text" value="96"/>	<input type="text" value="5"/>	<input type="text" value="339"/>
Located in the U.S. but state/jurisdiction unknown		<input type="text" value="0"/>	<input type="text" value="0"/>	<input type="text" value="0"/>
Located outside the U.S.		<input type="text" value="0"/>	<input type="text" value="0"/>	<input type="text" value="2"/>
Location unknown/unreported		0	0	0
Total students exclusively enrolled in distance education (from section above)		298	23	761

Institution: University of Missouri-Kansas City (178402)

User ID: 29C0011

**Part A - Fall Enrollment Summary****Fall Enrollment Summary****Men**

Students enrolled for credit	Total full-time students	Total part-time students	Grand total, all students
<u>Nonresident alien</u>	449	240	689
<u>Hispanic/Latino</u>	334	164	498
<u>American Indian or Alaska Native</u>	9	13	22
<u>Asian</u>	384	107	491
<u>Black or African American</u>	347	188	535
<u>Native Hawaiian or Other Pacific Islander</u>	6	2	8
<u>White</u>	2,352	1,897	4,249
Two or more races	157	107	264
<u>Race and ethnicity unknown</u>	161	101	262
<b>Total men</b>	<b>4,199</b>	<b>2,819</b>	<b>7,018</b>

**Women**

Students enrolled for credit	Total full-time students	Total part-time students	Grand total, all students
<u>Nonresident alien</u>	290	135	425
<u>Hispanic/Latino</u>	422	262	684
<u>American Indian or Alaska Native</u>	15	8	23
<u>Asian</u>	547	140	687
<u>Black or African American</u>	602	384	986
<u>Native Hawaiian or Other Pacific Islander</u>	7	2	9
<u>White</u>	3,083	2,737	5,820
Two or more races	220	193	413
<u>Race and ethnicity unknown</u>	141	169	310
<b>Total women</b>	<b>5,327</b>	<b>4,030</b>	<b>9,357</b>

<b>Grand Total (men+women)</b>	<b>9,526</b>	<b>6,849</b>	<b>16,375</b>
--------------------------------	--------------	--------------	---------------

Institution: University of Missouri-Kansas City (178402)

User ID: 29C0011

**Part A - Fall Enrollment - Summary by race/ethnicity**

<b>Fall enrollment totals</b>			
<b>CIPCODE: 13.0000 -- Education</b>			
<b>Men</b>			
Students enrolled for credit	Total full-time students	Total part-time students	Grand total, all students
<u>Nonresident alien</u>	3	0	3
<u>Hispanic/Latino</u>	9	3	12
<u>American Indian or Alaska Native</u>	0	0	0
<u>Asian</u>	4	1	5
<u>Black or African American</u>	10	12	22
<u>Native Hawaiian or Other Pacific Islander</u>	0	0	0
<u>White</u>	68	52	120
Two or more races	5	1	6
<u>Race and ethnicity unknown</u>	4	1	5
<b>Total men</b>	103	70	173
<b>Women</b>			
Students enrolled for credit	Total full-time students	Total part-time students	Grand total, all students
<u>Nonresident alien</u>	2	2	4
<u>Hispanic/Latino</u>	16	9	25
<u>American Indian or Alaska Native</u>	0	0	0
<u>Asian</u>	16	4	20
<u>Black or African American</u>	25	55	80
<u>Native Hawaiian or Other Pacific Islander</u>	0	0	0
<u>White</u>	235	163	398
Two or more races	12	5	17
<u>Race and ethnicity unknown</u>	4	7	11
<b>Total women</b>	310	245	555
<b>Grand Total (men+women)</b>	413	315	728

Institution: University of Missouri-Kansas City (178402)

User ID: 29C0011

**Part A - Fall Enrollment - Summary by race/ethnicity**

<b>Fall enrollment totals</b>			
<b>CIPCODE: 14.0000 -- Engineering</b>			
<b>Men</b>			
Students enrolled for credit	Total full-time students	Total part-time students	Grand total, all students
<u>Nonresident alien</u>	101	36	137
<u>Hispanic/Latino</u>	32	15	47
<u>American Indian or Alaska Native</u>	0	0	0
<u>Asian</u>	27	10	37
<u>Black or African American</u>	34	11	45
<u>Native Hawaiian or Other Pacific Islander</u>	1	0	1
<u>White</u>	245	73	318
Two or more races	11	1	12
<u>Race and ethnicity unknown</u>	11	7	18
<b>Total men</b>	<b>462</b>	<b>153</b>	<b>615</b>
<b>Women</b>			
Students enrolled for credit	Total full-time students	Total part-time students	Grand total, all students
<u>Nonresident alien</u>	18	7	25
<u>Hispanic/Latino</u>	13	1	14
<u>American Indian or Alaska Native</u>	0	0	0
<u>Asian</u>	8	5	13
<u>Black or African American</u>	11	2	13
<u>Native Hawaiian or Other Pacific Islander</u>	0	0	0
<u>White</u>	39	15	54
Two or more races	7	0	7
<u>Race and ethnicity unknown</u>	3	0	3
<b>Total women</b>	<b>99</b>	<b>30</b>	<b>129</b>
<b>Grand Total (men+women)</b>	<b>561</b>	<b>183</b>	<b>744</b>

Institution: University of Missouri-Kansas City (178402)

User ID: 29C0011

**Part A - Fall Enrollment - Summary by race/ethnicity**

<b>Fall enrollment totals</b>			
<b>CIPCODE: 26.0000 -- Biological and Biomedical Sciences</b>			
<b>Men</b>			
Students enrolled for credit	Total full-time students	Total part-time students	Grand total, all students
<u>Nonresident alien</u>	5	2	7
<u>Hispanic/Latino</u>	22	2	24
<u>American Indian or Alaska Native</u>	0	0	0
<u>Asian</u>	30	4	34
<u>Black or African American</u>	13	2	15
<u>Native Hawaiian or Other Pacific Islander</u>	0	0	0
<u>White</u>	112	33	145
Two or more races	9	2	11
<u>Race and ethnicity unknown</u>	11	1	12
<b>Total men</b>	<b>202</b>	<b>46</b>	<b>248</b>
<b>Women</b>			
Students enrolled for credit	Total full-time students	Total part-time students	Grand total, all students
<u>Nonresident alien</u>	5	2	7
<u>Hispanic/Latino</u>	28	4	32
<u>American Indian or Alaska Native</u>	0	0	0
<u>Asian</u>	66	4	70
<u>Black or African American</u>	44	5	49
<u>Native Hawaiian or Other Pacific Islander</u>	0	0	0
<u>White</u>	214	39	253
Two or more races	29	4	33
<u>Race and ethnicity unknown</u>	8	4	12
<b>Total women</b>	<b>394</b>	<b>62</b>	<b>456</b>
<b>Grand Total (men+women)</b>	<b>596</b>	<b>108</b>	<b>704</b>

Institution: University of Missouri-Kansas City (178402)

User ID: 29C0011

**Part A - Fall Enrollment - Summary by race/ethnicity**

<b>Fall enrollment totals</b>			
<b>CIPCODE: 27.0000 -- Mathematics and Statistics</b>			
<b>Men</b>			
Students enrolled for credit	Total full-time students	Total part-time students	Grand total, all students
<u>Nonresident alien</u>	3	1	4
<u>Hispanic/Latino</u>	1	0	1
<u>American Indian or Alaska Native</u>	0	0	0
<u>Asian</u>	1	0	1
<u>Black or African American</u>	1	3	4
<u>Native Hawaiian or Other Pacific Islander</u>	0	0	0
<u>White</u>	15	12	27
Two or more races	1	1	2
<u>Race and ethnicity unknown</u>	2	1	3
<b>Total men</b>	<b>24</b>	<b>18</b>	<b>42</b>
<b>Women</b>			
Students enrolled for credit	Total full-time students	Total part-time students	Grand total, all students
<u>Nonresident alien</u>	2	0	2
<u>Hispanic/Latino</u>	1	0	1
<u>American Indian or Alaska Native</u>	0	0	0
<u>Asian</u>	0	1	1
<u>Black or African American</u>	2	0	2
<u>Native Hawaiian or Other Pacific Islander</u>	0	0	0
<u>White</u>	12	6	18
Two or more races	0	1	1
<u>Race and ethnicity unknown</u>	2	0	2
<b>Total women</b>	<b>19</b>	<b>8</b>	<b>27</b>
<b>Grand Total (men+women)</b>	<b>43</b>	<b>26</b>	<b>69</b>

Institution: University of Missouri-Kansas City (178402)

User ID: 29C0011

**Part A - Fall Enrollment - Summary by race/ethnicity**

<b>Fall enrollment totals</b>			
<b>CIPCODE: 40.0000 -- Physical Sciences</b>			
<b>Men</b>			
Students enrolled for credit	Total full-time students	Total part-time students	Grand total, all students
<u>Nonresident alien</u>	17	3	20
<u>Hispanic/Latino</u>	10	2	12
<u>American Indian or Alaska Native</u>	1	1	2
<u>Asian</u>	19	4	23
<u>Black or African American</u>	11	5	16
<u>Native Hawaiian or Other Pacific Islander</u>	0	0	0
<u>White</u>	74	21	95
Two or more races	5	2	7
<u>Race and ethnicity unknown</u>	4	1	5
<b>Total men</b>	<b>141</b>	<b>39</b>	<b>180</b>
<b>Women</b>			
Students enrolled for credit	Total full-time students	Total part-time students	Grand total, all students
<u>Nonresident alien</u>	19	0	19
<u>Hispanic/Latino</u>	20	3	23
<u>American Indian or Alaska Native</u>	0	0	0
<u>Asian</u>	33	2	35
<u>Black or African American</u>	20	5	25
<u>Native Hawaiian or Other Pacific Islander</u>	1	0	1
<u>White</u>	88	16	104
Two or more races	8	0	8
<u>Race and ethnicity unknown</u>	4	1	5
<b>Total women</b>	<b>193</b>	<b>27</b>	<b>220</b>
<b>Grand Total (men+women)</b>	<b>334</b>	<b>66</b>	<b>400</b>



Institution: University of Missouri-Kansas City (178402)

User ID: 29C0011

**Part A - Fall Enrollment - Summary by race/ethnicity**

<b>Fall enrollment totals</b>			
<b>CIPCODE: 52.0000 -- Business, Management, Marketing and Related Support Services</b>			
<b>Men</b>			
Students enrolled for credit	Total full-time students	Total part-time students	Grand total, all students
<u>Nonresident alien</u>	77	11	88
<u>Hispanic/Latino</u>	57	15	72
<u>American Indian or Alaska Native</u>	2	2	4
<u>Asian</u>	38	12	50
<u>Black or African American</u>	66	17	83
<u>Native Hawaiian or Other Pacific Islander</u>	0	0	0
<u>White</u>	375	203	578
Two or more races	23	9	32
<u>Race and ethnicity unknown</u>	24	12	36
<b>Total men</b>	<b>662</b>	<b>281</b>	<b>943</b>
<b>Women</b>			
Students enrolled for credit	Total full-time students	Total part-time students	Grand total, all students
<u>Nonresident alien</u>	69	12	81
<u>Hispanic/Latino</u>	52	17	69
<u>American Indian or Alaska Native</u>	2	0	2
<u>Asian</u>	32	10	42
<u>Black or African American</u>	57	31	88
<u>Native Hawaiian or Other Pacific Islander</u>	0	0	0
<u>White</u>	276	130	406
Two or more races	16	4	20
<u>Race and ethnicity unknown</u>	10	10	20
<b>Total women</b>	<b>514</b>	<b>214</b>	<b>728</b>
<b>Grand Total (men+women)</b>	<b>1,176</b>	<b>495</b>	<b>1,671</b>

Institution: University of Missouri-Kansas City (178402)

User ID: 29C0011

**Part B - Fall Enrollment by Age and Gender for Full-time Undergraduate Students****NOTE: These data are optional this year.****Enrollment as of the institution's official fall reporting date or as of October 15, 2018**

Age	<u>Full-time Undergraduate Students</u>	
	Men	Women
Under 18	20	30
18-19	790	1,241
20-21	877	1,292
22-24	670	740
25-29	314	237
30-34	90	102
35-39	60	48
40-49	28	49
50-64	7	10
65 and over	1	0
Age unknown/unreported	0	0
Total full-time undergraduate students (from part A)	2,857	3,749

Institution: University of Missouri-Kansas City (178402)

User ID: 29C0011

**Part B - Fall Enrollment by Age and Gender for Part-time Undergraduate Students**NOTE: These data are **optional** this year.Enrollment as of the institution's official fall reporting date or as of October 15, 2018

Age	<u>Part-time Undergraduate Students</u>	
	Men	Women
Under 18	1,215	1,805
18-19	204	206
20-21	70	105
22-24	176	213
25-29	158	161
30-34	74	81
35-39	32	50
40-49	33	63
50-64	27	35
65 and over	1	4
Age unknown/unreported	0	0
Total part-time undergraduate students (from part A)	1,990	2,723

Institution: University of Missouri-Kansas City (178402)

User ID: 29C0011

**Part B - Fall Enrollment by Age and Gender for Full-time Graduate Students****NOTE: These data are optional this year.****Enrollment as of the institution's official fall reporting date or as of October 15, 2018**

Age	<u>Full-time Graduate Students</u>	
	Men	Women
Under 18	<input type="text"/>	<input type="text"/>
18-19	<input type="text" value="1"/>	<input type="text" value="8"/>
20-21	<input type="text" value="82"/>	<input type="text" value="149"/>
22-24	<input type="text" value="592"/>	<input type="text" value="741"/>
25-29	<input type="text" value="419"/>	<input type="text" value="427"/>
30-34	<input type="text" value="127"/>	<input type="text" value="110"/>
35-39	<input type="text" value="60"/>	<input type="text" value="67"/>
40-49	<input type="text" value="46"/>	<input type="text" value="55"/>
50-64	<input type="text" value="13"/>	<input type="text" value="21"/>
65 and over	<input type="text" value="2"/>	<input type="text" value="0"/>
Age unknown/unreported	0	0
Total full-time graduate students (from part A)	1,342	1,578

Institution: University of Missouri-Kansas City (178402)

User ID: 29C0011

**Part B - Fall Enrollment by Age and Gender for Part-time Graduate Students**

NOTE: These data are optional this year.

Enrollment as of the institution's official fall reporting date or as of October 15, 2018

Age	<u>Part-time Graduate Students</u>	
	Men	Women
Under 18	<input type="text"/>	<input type="text"/>
18-19	<input type="text"/>	<input type="text"/>
20-21	<input type="text" value="2"/>	<input type="text" value="4"/>
22-24	<input type="text" value="97"/>	<input type="text" value="135"/>
25-29	<input type="text" value="301"/>	<input type="text" value="429"/>
30-34	<input type="text" value="191"/>	<input type="text" value="264"/>
35-39	<input type="text" value="103"/>	<input type="text" value="177"/>
40-49	<input type="text" value="85"/>	<input type="text" value="197"/>
50-64	<input type="text" value="47"/>	<input type="text" value="93"/>
65 and over	<input type="text" value="3"/>	<input type="text" value="8"/>
Age unknown/unreported	0	0
Total part-time graduate students (from part A)	829	1,307

Institution: University of Missouri-Kansas City (178402)

User ID: 29C0011

**Part C - Screening Question**

**Did any of your first-time degree/certificate-seeking undergraduate students (reported in Part A) enroll within 12 months of graduating high school or receiving their GED?**

<input type="radio"/>	No, we do not have any first-time students who enrolled within 12 months of their high school graduation.
<input checked="" type="radio"/>	Yes, we have first-time students who enrolled within 12 months of their high school graduation.

**You may use the space below to provide context for the data you've reported above.**

Institution: University of Missouri-Kansas City (178402)

User ID: 29C0011

**Part C - Residence of First-time Undergraduates**

**Enrollment as of the institution's official fall reporting date or as of October 15, 2018**

Enter **at least one** zero, where applicable, to verify that the screen has not been skipped.

State of <u>residence</u> when student was first admitted	FIPS Code	 Total <u>first-time</u> degree/certificate-seeking undergraduates (1)	Of students in column 1, those who enrolled <b>within 12 months</b> of high school graduation or receiving their GED (2)
Alabama	01	<input type="text" value="1"/>	<input type="text" value="1"/>
Alaska	02	<input type="text"/>	<input type="text"/>
Arizona	04	<input type="text"/>	<input type="text"/>
Arkansas	05	<input type="text" value="5"/>	<input type="text" value="5"/>
California	06	<input type="text" value="2"/>	<input type="text" value="2"/>
Colorado	08	<input type="text" value="3"/>	<input type="text" value="3"/>
Connecticut	09	<input type="text"/>	<input type="text"/>
Delaware	10	<input type="text"/>	<input type="text"/>
District of Columbia	11	<input type="text"/>	<input type="text"/>
Florida	12	<input type="text" value="3"/>	<input type="text" value="3"/>
Georgia	13	<input type="text" value="1"/>	<input type="text" value="1"/>
Hawaii	15	<input type="text"/>	<input type="text"/>
Idaho	16	<input type="text" value="1"/>	<input type="text" value="1"/>
Illinois	17	<input type="text" value="33"/>	<input type="text" value="32"/>
Indiana	18	<input type="text" value="1"/>	<input type="text" value="1"/>
Iowa	19	<input type="text" value="5"/>	<input type="text" value="5"/>
Kansas	20	<input type="text" value="209"/>	<input type="text" value="194"/>
Kentucky	21	<input type="text"/>	<input type="text"/>
Louisiana	22	<input type="text" value="1"/>	<input type="text" value="1"/>
Maine	23	<input type="text"/>	<input type="text"/>

Institution: University of Missouri-Kansas City (178402)

User ID: 29C0011

**Part C - Residence of First-time Undergraduates****Enrollment as of the institution's official fall reporting date or as of October 15, 2018**Enter **at least one** zero, where applicable, to verify that the screen has not been skipped.

State of <u>residence</u> when student was first admitted	FIPS Code	Total <u>first-time</u> degree/certificate-seeking undergraduates (1)	Of students in column 1, those who enrolled <b>within 12 months</b> of high school graduation or receiving their GED (2)
Maryland	24	<input type="text"/>	<input type="text"/>
Massachusetts	25	<input type="text"/>	<input type="text"/>
Michigan	26	<input type="text"/>	<input type="text"/>
Minnesota	27	<input type="text" value="1"/>	<input type="text" value="1"/>
Mississippi	28	<input type="text"/>	<input type="text"/>
Missouri	29	<input type="text" value="830"/>	<input type="text" value="788"/>
Montana	30	<input type="text"/>	<input type="text"/>
Nebraska	31	<input type="text" value="14"/>	<input type="text" value="14"/>
Nevada	32	<input type="text" value="1"/>	<input type="text" value="1"/>
New Hampshire	33	<input type="text"/>	<input type="text"/>
New Jersey	34	<input type="text" value="3"/>	<input type="text" value="3"/>
New Mexico	35	<input type="text"/>	<input type="text"/>
New York	36	<input type="text"/>	<input type="text"/>
North Carolina	37	<input type="text" value="1"/>	<input type="text" value="1"/>
North Dakota	38	<input type="text" value="1"/>	<input type="text" value="1"/>
Ohio	39	<input type="text" value="1"/>	<input type="text" value="1"/>
Oklahoma	40	<input type="text" value="7"/>	<input type="text" value="6"/>
Oregon	41	<input type="text" value="1"/>	<input type="text" value="0"/>
Pennsylvania	42	<input type="text" value="2"/>	<input type="text" value="2"/>
Rhode Island	44	<input type="text"/>	<input type="text"/>



Institution: University of Missouri-Kansas City (178402)

User ID: 29C0011

**Part C - Residence of First-time Undergraduates**

**Enrollment as of the institution's official fall reporting date or as of October 15, 2018**

Enter **at least one** zero, where applicable, to verify that the screen has not been skipped.

State of <u>residence</u> when student was first admitted	FIPS Code	Total <u>first-time</u> degree/certificate-seeking undergraduates (1)	Of students in column 1, those who enrolled <b>within 12 months</b> of high school graduation or receiving their GED (2)
South Carolina	45	<input type="text"/>	<input type="text"/>
South Dakota	46	<input type="text" value="3"/>	<input type="text" value="3"/>
Tennessee	47	<input type="text" value="2"/>	<input type="text" value="1"/>
Texas	48	<input type="text" value="10"/>	<input type="text" value="10"/>
Utah	49	<input type="text"/>	<input type="text"/>
Vermont	50	<input type="text"/>	<input type="text"/>
Virginia	51	<input type="text"/>	<input type="text"/>
Washington	53	<input type="text" value="3"/>	<input type="text" value="3"/>
West Virginia	54	<input type="text"/>	<input type="text"/>
Wisconsin	55	<input type="text" value="7"/>	<input type="text" value="7"/>
Wyoming	56	<input type="text"/>	<input type="text"/>
<u>State Unknown</u>	57	<input type="text"/>	<input type="text"/>
American Samoa	60	<input type="text"/>	<input type="text"/>
Federated States of Micronesia	64	<input type="text"/>	<input type="text"/>
Guam	66	<input type="text"/>	<input type="text"/>
Marshall Islands	68	<input type="text"/>	<input type="text"/>
Northern Marianas	69	<input type="text"/>	<input type="text"/>
Palau	70	<input type="text"/>	<input type="text"/>
Puerto Rico	72	<input type="text"/>	<input type="text"/>
Virgin Islands	78	<input type="text"/>	<input type="text"/>
Foreign Countries	90	<input type="text" value="45"/>	<input type="text" value="20"/>
Residence unknown/unreported	98	0	
Total first-time degree/certificate-seeking undergraduates (from Part A)		1,197	1,111


**You may use the space below to provide context for the data you've reported above.**



Institution: University of Missouri-Kansas City (178402)

User ID: 29C0011

**Part D - Total Undergraduate Entering Class****Total Undergraduate Entering Class, Fall 2018**

D1	Total full-time, first-time degree/certificate-seeking <u>undergraduates</u> from Part A (GR <u>cohort</u> )	1,175
D2	Total <u>first-time</u> degree/certificate-seeking undergraduates (full-time + part-time) from Part A	1,197
D3	Total <u>transfer-in</u> degree/certificate-seeking undergraduates (full-time + part-time) from Part A	1,166
D4	Total <u>non-degree/non-certificate-seeking</u> undergraduates (full-time + part-time) from Part A	3,638
D5	Of the total non-degree/non-certificate-seeking undergraduates displayed on line D4, <b>the number that are new to the institution in Fall 2018</b>	 <input type="text" value="0"/>
D6	Total <u>entering students</u> at the undergraduate level <b>Note:</b> This is calculated as first-time students (line D2) + students transferring to the institution (line D3) + non-degree/non-certificate-seeking undergraduates entering in Fall 2018 (line D5).	2,363
D7	Percentage of undergraduate entering class represented by your GR <u>cohort</u> (line D1/line D6)	50

Institution: University of Missouri-Kansas City (178402)

User ID: 29C0011

**Part E - First-time Bachelor's Cohort Retention Rates (Full-time)**

Retention Rates

Full-time, First-time Bachelor's Cohort from Fall 2017

Academic reporters determine the cohort and retention as of the institution's official fall reporting date or as of October 15. Program reporters determine the cohort with enrollment any time between August 1 and October 31, 2017 and retention based on August 1, 2018.

The retention rate is calculated by the system after clicking "Save" on the screen. Exclusions are subtracted from and inclusions are added to the original cohort and the resulting adjusted cohort is used for calculating the retention rate.


**Retention Data Reporting Reminders:**

- Include only **full-time, first-time bachelor's** students in this cohort.
- Determine the full-time cohort using Fall 2017 status (e.g. if a student was full-time in Fall 2017, report them in the full-time cohort regardless of their Fall 2018 status).
- If there are no students to report in the cohort, enter zero. Do not leave the field blank.
- Report in the exclusions box (line E2a) the number of students from the cohort who left the institution for any of the following reasons: died or were totally and permanently disabled; to serve in the armed forces (including those called to active duty); to serve with a foreign aid service of the Federal Government (e.g. Peace Corps); or to serve on official church missions.
- Report in the inclusion box (line E2b) first-time bachelor's-seeking study abroad students who were excluded from the first-time cohort (line E1) but who have re-enrolled at the institution their second year.

Prior year data (Fall 2016 cohort)

**FULL-TIME, FIRST-TIME BACHELOR'S COHORT RETENTION:**

<b>E1</b>	Full-time, first-time Fall 2017 bachelor's cohort	<input type="text" value="1,218"/>	<b>1,195</b>	
<b>E2a</b>	<u>Exclusions</u> from the Fall 2017 cohort	<input type="text" value="0"/>	<b>0</b>	
<b>E2b</b>	Inclusion to the Fall 2017 cohort	<input type="text" value="0"/>	<b>0</b>	
<b>E3</b>	<b>Adjusted</b> Fall 2017 cohort (line E1- E2a + E2b)	1,218	<b>1,195</b>	
<b>E4</b>	Students from Fall 2017 cohort <b>still enrolled</b> as of Fall 2018	<input type="text" value="891"/>	<b>893</b>	
<b>E5</b>	Full-time, first-time Fall 2017 bachelor's cohort retention rate (line E4 / line E3)	73 %	<b>75</b>	%

 You may use the space below to **provide context** for the data you've reported above. These context notes will be posted on the College Navigator website, and should be written to be understood by students and parents.

Institution: University of Missouri-Kansas City (178402)

User ID: 29C0011

**Part E - First-time Bachelor's Cohort Retention Rates (Part-time)**

Retention Rates

Part-time, First-time Bachelor's Cohort from Fall 2017

Academic reporters determine the cohort and retention as of the institution's official fall reporting date or as of October 15. Program reporters determine the cohort with enrollment any time between August 1 and October 31, 2017 and retention based on August 1, 2018.

The retention rate is calculated by the system after clicking "Save" on the screen. Exclusions are subtracted from the original cohort and the resulting adjusted cohort is used for calculating the retention rate.


**Retention Data Reporting Reminders:**

- Include only **part-time, first-time bachelor's-seeking** students in this cohort.
  - Determine part-time using Fall 2017 attendance status (e.g. if a student was part-time in Fall 2017, report them in the part-time cohort regardless of their Fall 2018 status).
  - If there are no students to report in the cohort, enter zero. Do not leave the field blank.
- 
- Report in the exclusions box (line E7a) the number of students from the cohort who left the institution for any of the following reasons: died or were totally and permanently disabled; to serve in the armed forces (including those called to active duty); to serve with a foreign aid service of the Federal Government (e.g. Peace Corps); or to serve on official church missions.
  - Report in the inclusion box (line E7b) first-time bachelor's-seeking study abroad students who were excluded from the first-time cohort (line E6) but who have re-enrolled at the institution their second year.

Prior year data (Fall 2016 cohort)

**PART-TIME, FIRST-TIME BACHELOR'S COHORT RETENTION:**

<b>E6</b>	Part-time, first-time Fall 2017 bachelor's cohort	<input type="text" value="26"/>	<b>17</b>	
<b>E7a</b>	<u>Exclusions</u> from the Fall 2017 cohort	<input type="text" value="0"/>	<b>0</b>	
<b>E7b</b>	Inclusions to the Fall 2017 cohort	<input type="text" value="0"/>	<b>0</b>	
<b>E8</b>	<b>Adjusted</b> Fall 2017 cohort (line E6 - E7a + E7b)	26	<b>17</b>	
<b>E9</b>	Students from Fall 2017 cohort <b>still enrolled</b> as of Fall 2018	<input type="text" value="9"/>	<b>5</b>	
<b>E10</b>	Part-time, first-time Fall 2017 bachelor's cohort retention rate (line E9 / line E8)	35 %	<b>29</b>	%

 You may use the space below to **provide context** for the data you've reported above. These context notes will be posted on the College Navigator website, and should be written to be understood by students and parents.

^  
v

<  
>

Institution: University of Missouri-Kansas City (178402)

User ID: 29C0011


**Part F - Student-to-Faculty Ratio**

Please provide your institution's student-to-faculty ratio (i.e., student-to-instructional staff) for undergraduate programs for Fall 2018. The student-to-faculty ratio and any accompanying context that is provided will be displayed on College Navigator.

**Note:** Logic in this item is similar to item I-2 from the Common Data Set data collection.

Click [here](#) to use a worksheet to help you determine the student-to-faculty ratio

Student-to-faculty ratio	15	to 1
Student-to-faculty ratio prior year	14	to 1

 You may use the space below to **provide context** for the data you've reported above. These context notes will be posted on the College Navigator website, and should be written to be understood by students and parents.

Institution: University of Missouri-Kansas City (178402)

User ID: 29C0011

**Prepared by**

The name of the preparer is being collected so that we can follow up with the appropriate person in the event that there are questions concerning the data. The Keyholder will be copied on all email correspondence to other preparers.

The time it took to prepare this component is being collected so that we can continue to improve our estimate of the reporting burden associated with IPEDS. Please include in your estimate the time it took for you to review instructions, query and search data sources, complete and review the component, and submit the data through the Data Collection System.

Thank you for your assistance.

**This survey component was prepared by:**

<input checked="" type="radio"/>	Keyholder	<input type="radio"/>	SFA Contact	<input type="radio"/>	HR Contact
<input type="radio"/>	Finance Contact	<input type="radio"/>	Academic Library Contact	<input type="radio"/>	Other
Name:	<input type="text" value="Randy Sade"/>				
Email:	<input type="text" value="SadeR@umsystem.edu"/>				

**How many staff from your institution only were involved in the data collection and reporting process of this survey component?**

<input type="text" value="4.00"/>	Number of Staff (including yourself)
-----------------------------------	--------------------------------------

**How many hours did you and others from your institution only spend on each of the steps below when responding to this survey component?**

*Exclude the hours spent collecting data for state and other reporting purposes.*

Staff member	Collecting Data Needed		Revising Data to Match IPEDS Requirements		Entering Data		Revising and Locking Data	
	<input type="text"/>	hours	<input type="text"/>	hours	<input type="text"/>	hours	<input type="text"/>	hours
<b>Your office</b>	<input type="text" value="21.00"/>	hours	<input type="text" value="0.00"/>	hours	<input type="text" value="2.00"/>	hours	<input type="text" value="1.25"/>	hours
<b>Other offices</b>	<input type="text" value="63.00"/>	hours	<input type="text" value="0.00"/>	hours	<input type="text" value="4.00"/>	hours	<input type="text" value="0.50"/>	hours

Institution: University of Missouri-Kansas City (178402)

User ID: 29C0011

**Summary**

### Fall Enrollment Survey Summary Four-Year Institutions with Graduate Students

IPEDS collects important information regarding your institution. All data reported in IPEDS survey components become available in the IPEDS Data Center and appear as aggregated data in various Department of Education reports. Additionally, some of the reported data appears specifically for your institution through the College Navigator website and is included in your institution's Data Feedback Report (DFR). The purpose of this summary is to provide you an opportunity to view some of the data that, when accepted through the IPEDS quality control process, will appear on the College Navigator website and/or your DFR. College Navigator is updated approximately three months after the data collection period closes and Data Feedback Reports will be available through the [Data Center](#) and sent to your institution's CEO in November 2018.

Please review your data for accuracy. If you have questions about the data displayed below after reviewing the data reported on the survey screens, please contact the IPEDS Help Desk at: 1-877-225-2568 or [ipedshelp@rti.org](mailto:ipedshelp@rti.org).

<b>Student Enrollment</b>	
Total enrollment	16,375
Undergraduate enrollment	11,319
Undergraduate transfer-in enrollment	1,166
Graduate enrollment	5,056
Student-to-faculty ratio	15 to 1

<b>Student Characteristics (All Students)</b>	
Percent of all students who are female	57%
Percent of all students by race/ethnicity:	
American Indian or Alaska Native	0%
Asian	7%
Black or African American	9%
Hispanic/Latino	7%
Native Hawaiian or Pacific Islander	0%
White	61%
Two or More Races	4%
Race and ethnicity unknown	3%
Nonresident alien	7%

<b>Undergraduate Student Characteristics</b>	
Percent of undergraduates who are female	57%
Percent of undergraduates who are full-time	58%
Percent of undergraduates by race/ethnicity:	
American Indian or Alaska Native	0%
Asian	7%



Black or African American	10%
Hispanic/Latino	9%
Native Hawaiian or Pacific Islander	0%
White	62%
Two or More Races	5%
Race and ethnicity unknown	3%
Nonresident alien	4%
Percent of undergraduate students by age:	
24 and under	85%
25 and over	15%
Age unknown	0%

<b>Undergraduate Retention and Graduation Rate Cohort</b>	
First-time, full-time bachelor's seeking student retention rate	73%
First-time, part-time bachelor's seeking student retention rate	35%
Graduation rate cohort as percent of total entering students	
	50%

<b>Graduate Student Characteristics</b>	
Percent of graduate students who are female	57%
Percent of graduate students who are full-time	58%

Institution: University of Missouri-Kansas City (178402)

User ID: 29C0011

Edit Report

**Fall Enrollment**

**University of Missouri-Kansas City (178402)**

Source	Description	Severity	Resolved	Options
--------	-------------	----------	----------	---------

**Screen: Part D - Total Undergraduate Entering Class**

Perform Edits	The number of non-degree/non-certificate-seeking undergraduate students who are new to the institution this fall is expected to be greater than zero. Please confirm that the value reported is correct. (Error #6152)	Confirmation	Yes	
---------------	--	--------------	-----	--