

Student Financial Aid 2017-18

2016-17 Data

Institution: University of Missouri-Kansas City (178402)

User ID: 29C0011

Overview

IPEDS Student Financial Aid Component Overview
Public Academic Reporters

Welcome to the Student Financial Aid (SFA) component. The purpose of the SFA component is to collect information about financial aid provided to various groups of undergraduate students and military/veteran educational benefits for all students at your institution.

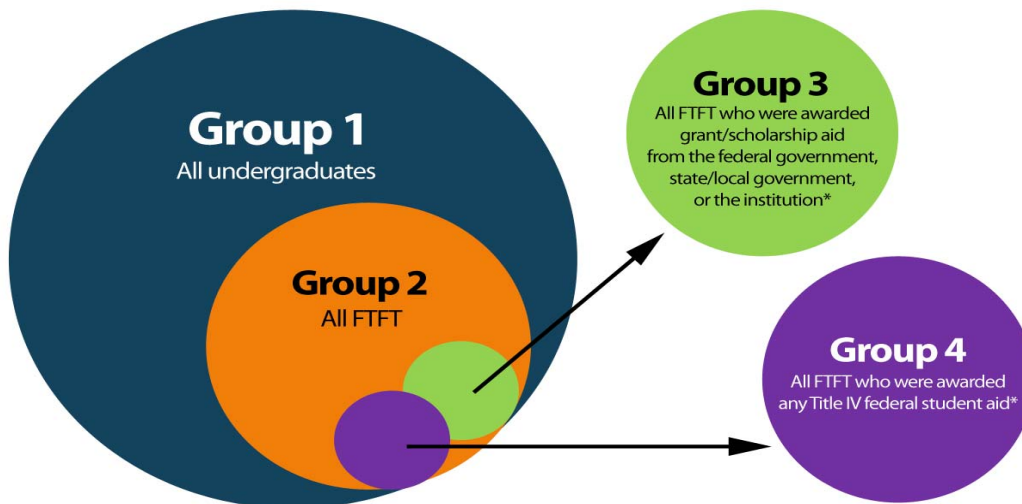
Changes to This Year's SFA Component

There were no changes implemented for the 2017-18 data collection period.

Data Reporting Reminders**Undergraduate Student Groups**

You will be asked to report information for different groups of students.

- **Group 1:** All undergraduate students
- **Group 2:** Of Group 1, full-time, first-time degree/certificate-seeking students
- **Group 3:** Of Group 2, students who paid the in-state/in-district tuition rate and were awarded any grant/scholarship aid from the federal government, state/local government, or the institution
- **Group 4:** Of Group 2, students who paid the in-state/in-district tuition rate and were awarded any Title IV federal student aid



*For public institutions, include only those students paying the in-state or in-district tuition rate. For program reporters, include only those students enrolled in the institution's largest program.

COA Revisions

Revisions to Cost of Attendance used to calculate the net price of attendance can be made in this component.

Consult the instructions and screens to make sure you are reporting the correct aid amounts for the correct groups of students.

College Affordability and Transparency Lists

Net price amounts calculated in SFA will be used to populate the Department's College Affordability and Transparency lists.

Interactive Edits and Error Messages

SFA contains interactive edits that will check for blank fields, invalid values, or values that fall outside expected ranges. Some error messages will require you to confirm or explain the values that you entered. Some error messages are fatal and will require you to contact the IPEDS Help Desk at 1-877-225-2568 for resolution.

Context Boxes

You will find optional text boxes throughout SFA. Context boxes allow you to provide more information about the data you enter. Some of these context boxes may be made available to the public on College Navigator, so make sure that the information you enter can be understood easily by students, parents, and the general public.

Resources

To download the survey materials for this component: [Survey Materials](#)

To access your prior year data submission for this component: [Reported Data](#)


Institution: University of Missouri-Kansas City (178402)

User ID: 29C0011

Section 1: Part A**Part A - Establish Your Groups**

Part A establishes the number of students in various groups. Note that the numbers on this screen will be carried forward to other parts of the Student Financial Aid component.

In the fields below, report the number of students in each of the following groups.

		 Fall 2016	YOUR PRIOR YEAR DATA Fall 2015
01	Group 1 All <u>undergraduate</u> students	<input type="text" value="11,704"/>	11,243
02	Group 2 Of those in Group 1, those who are <u>full-time</u> , <u>first-time</u> degree/certificate-seeking	<input type="text" value="1,195"/>	1,021
02a	Of those in Group 2, those who were awarded any <u>Federal Work Study</u> , <u>loans to students</u> , or grant or scholarship aid from the federal government, state/local government, the institution, or other sources known to the institution	<input type="text" value="1,110"/>	933
02b	Of those in Group 2, those who were awarded any <u>loans to students</u> or grant or scholarship aid from the federal government, state/local government, or the institution	<input type="text" value="1,077"/>	901
03	Group 3 Of those in Group 2, those paid the in-state or in-district tuition rate and who were awarded grant or scholarship aid from the federal government, state/local government, or the institution	<input type="text" value="898"/>	740
04	Group 4 Of those in Group 2, those paid the in-state or in-district tuition rate and who were awarded any <u>Title IV federal student aid</u>	<input type="text" value="721"/>	608

Institution: University of Missouri-Kansas City (178402)

User ID: 29C0011

Section 1: Part B

Part B - Enter Information About Group 1

Part B includes information about Group 1. Group 1 students are ALL undergraduate students (including first-time students) enrolled in Fall 2016.

For this part, report:

For These Students	The Following Type(s) of Aid	Awarded in This Period
<ul style="list-style-type: none"> All undergraduate students enrolled in Fall 2016 	<ul style="list-style-type: none"> Grant or scholarship aid from the federal government Grant or scholarship aid from state/local government Grant or scholarship aid from the institution Grant or scholarship aid from other sources known to the institution Loans to students from the federal government 	<ul style="list-style-type: none"> Any time during academic year 2016-17

In the fields below, report the number of Group 1 students and the total amount of aid awarded to these students for each type of aid.

Information from Part A:

Fall 2016

Group 1


All undergraduate students

11,704

(This number is carried forward from Part A, Line 01.)

2016-17

Aid Type	Number of Group 1 students who were awarded aid	Percentage of Group 1 students who were awarded aid	Total amount of aid awarded to Group 1 students	Average amount of aid awarded to Group 1 students
01 Grant or scholarship aid from the federal government, state/local government, the institution, and other sources known to the institution (Do NOT include federal student loans)	5,469	47	40,258,162	7,361
02 Pell Grants	2,853	24	11,833,979	4,148
03 Federal student loans	4,233	36	39,994,297	9,448

 The notes below provide context for the data you've reported above and may be posted on the College Navigator website. Choose one option that best explains your data or choose "Non-applicable" if you do not wish to provide context notes. If none of the options provided explains your institution's data, then choose "Other" and write your own context notes. Notes should be written to be understood by students and parents. For example, institutions may report here other sources of private aid not included in the categories listed.

Non-applicable



Institution: University of Missouri-Kansas City (178402)

User ID: 29C0011

Section 1: Part C, Page 1

Part C, Page 1 - Enter Information about Group 2

Part C includes information about Group 2. Group 2 students are all full-time, first-time degree/certificate-seeking undergraduate students enrolled in Fall 2016.

In the fields below, report the number of Group 2 students paying in-district, in-state, and out-of-state tuition rates. If your institution does not offer different rates, report all students as paying in-state tuition rates.

Information from Part A:			Fall 2016		
Group 2 Full-time, first-time degree/certificate-seeking undergraduates (This number is carried forward from Part A, Line 02)			1,195		
Group 2 students:			Fall 2016		YOUR PRIOR YEAR DATA
					Fall 2015
			Number of Group 2 students	Percentage of Group 2 students	Percentage of Group 2 students
01	01a	<u>paying in-district tuition rates</u>	<input type="text" value="0"/>	0	0
	01b	<u>paying in-state tuition rates</u>	<input type="text" value="1,029"/>	86	84
	01c	<u>paying out-of-state tuition rates</u>	<input type="text" value="166"/>	14	16
	01d	Unknown (calculated value) This value is calculated using the following formula: [A02-(C01a+C01b+C01c)]	0	0	0

Institution: University of Missouri-Kansas City (178402)

User ID: 29C0011

Section 1: Part C, Page 2

Part C, Page 2 - Enter Information about Group 2

Part C includes financial aid information about Group 2. Group 2 students are all full-time, first-time degree/certificate-seeking undergraduate students enrolled in Fall 2016.

For this part, report:


For These Students	The Following Type(s) of Aid	Awarded in This Period
<ul style="list-style-type: none"> Full-time, first-time degree/certificate-seeking undergraduate students enrolled in Fall 2016 	<ul style="list-style-type: none"> Grant or scholarship aid from the federal government Grant or scholarship aid from state/local government Grant or scholarship aid from the institution Loans to students from the federal government and from other sources, including private or other loans Do <u>not</u> include grant or scholarship aid from private or other sources Do <u>not</u> include PLUS loans or loans made to anyone other than the student 	<ul style="list-style-type: none"> Any time during academic year 2016-17 For program reporters, this is the aid year period from July 1, 2016 through June 30, 2017.

In the fields below, report the number of Group 2 students and the total amount of aid awarded to these students for each type of aid. Enter unduplicated student counts within a category (e.g., Pell Grants). However, a student can appear in more than one aid category.

Information from Part A:	Fall 2016
Group 2 Full-time, first-time degree/certificate-seeking undergraduates (This number is carried forward from Part A, Line 02)	1,195
Group 2a Of those in Group 2, those who were awarded any Federal Work Study, loans to students, or grant or scholarship aid from the federal government, state/local government, the institution, or other sources known to the institution (This number is carried forward from Part A, Line 02a)	1,110
Group 2b Of those in Group 2, those who were awarded any loans to students or grant or scholarship aid from the federal government, state/local government, or the institution (This number is carried forward from Part A, Line 02b)	1,077
Group 3 Of those in Group 2, those who paid the in-state or in-district tuition rate and were awarded grant or scholarship aid from the federal government, state/local government, or the institution (This number is carried forward from Part A, Line 03)	898

Aid Type		YOUR PRIOR YEAR DATA
	Fall 2016	Fall 2015

		Number of Group 2 students who were awarded aid	Percentage of Group 2 students who were awarded aid	Total amount of aid awarded to Group 2 students	Average amount of aid awarded to Group 2 students	Average amount of aid awarded to Group 2 students
01	Grants or scholarships from the federal government, state/local government, or the institution	1,009	84	6,966,492	6,904	7,062
02	<u>Federal grants</u>	459	38	2,077,860	4,527	4,433
	02a <u>Pell Grants</u>	458	38	2,041,884	4,458	4,382
	02b <u>Other federal grants</u>	24	2	35,976	1,499	1,442
03	<u>State/local government grants or scholarships (grants/scholarships/waivers)</u>	403	34	931,591	2,312	2,061
04	<u>Institutional grants or scholarships (scholarships/fellowships)</u>	849	71	3,957,041	4,661	4,912
05	<u>Loans to students</u>	633	53	4,138,368	6,538	6,421
	05a <u>Federal loans</u>	627	52	3,708,931	5,915	5,606
	05b <u>Other loans (including private loans)</u>	42	4	429,437	10,225	12,435

 The notes below provide context for the data you've reported above and may be posted on the College Navigator website. Choose one option that best explains your data or choose "Non-applicable" if you do not wish to provide context notes. If none of the options provided explains your institution's data, then choose "Other" and write your own context notes. Notes should be written to be understood by students and parents. For example, institutions may report here other sources of private aid not included in the categories listed.

Non-applicable

<
>

Institution: University of Missouri-Kansas City (178402)

User ID: 29C0011

Section 1: Comparison Chart**Comparison Chart**

Based on the information reported on the previous screens for Group 1 (all undergraduates) and Group 2 (full-time, first-time degree/certificate-seeking undergraduates), this comparison chart seeks to help institutions check their reported data. Assuming that the information on Groups 1 and 2 are correct, then the calculated fields for 'All Other Undergraduates' should be the balance (Group 1 minus Group 2). If the balance does not check with your institution's calculations, please correct your reported numbers for Groups 1 and 2 before moving forward with the completion of the SFA survey component.

Note: Data for the 'All Other Undergraduates' will appear in the IPEDS Data Center for data users, but not in College Navigator.

		Number of students	Pell grants	Federal Student Loans
01	Group 1 (all undergraduates)	11,704		
02	Number of students who were awarded aid		2,853	4,233
03	Percentage who were awarded aid		24	36
04	Total amount of aid awarded		11,833,979	39,994,297
05	Average amount of aid awarded		4,148	9,448
06	Group 2 (Full-time first-time undergraduates)	1,195		
07	Number of students who were awarded aid		458	627
08	Percentage who were awarded aid		38	52
09	Total amount of aid awarded		2,041,884	3,708,931
10	Average amount of aid awarded		4,458	5,915
11	All other undergraduates (Line 01 - Line 06)	10,509		
12	Number of students who were awarded aid (Line 02 - Line 07)		2,395	3,606
13	Percentage who were awarded aid (Line 12 / Line 11)		23	34
14	Total amount of aid awarded (Line 04 - Line 09)		9,792,095	36,285,366
15	Average amount of aid awarded (Line 14 / Line 12)		4,089	10,062



Institution: University of Missouri-Kansas City (178402)

User ID: 29C0011

Section 1: Cost of Attendance**Cost of attendance for full-time, first-time undergraduate students:**

Please enter the amounts requested below. These data will be made available to the public on College Navigator. If your institution participates in any Title IV programs (Pell, Stafford, etc.), you must complete all information. *Estimates of expenses for books and supplies, room and board, and other expenses are those from the **Cost of Attendance report** used by the financial aid office in determining financial need. Please talk to your financial aid office to get these numbers, to ensure that you are reporting correctly.*

These numbers are carried forward from Institutional Characteristics and should only be changed if an error was made in the reporting.

Charges for full academic year	2014-15	2015-16	2016-17
Published <u>tuition</u> and <u>required fees</u>:			
<u>In-district</u>			
Tuition	6,482	6,535	6,535
Required fees	1,292	1,302	1,311
Tuition + fees total	7,774	7,837	7,846
<u>In-state</u>			
Tuition	6,482	6,535	6,535
Required fees	1,292	1,302	1,311
Tuition + fees total	7,774	7,837	7,846
<u>Out-of-state</u>			
Tuition	16,930	17,064	17,575
Required fees	1,292	1,302	1,311
Tuition + fees total	18,222	18,366	18,886
 <u>Books and supplies</u>	884	1,180	980
<u>On-campus:</u>			
<u>Room and board</u>	9,815	10,610	10,616
<u>Other expenses</u>	4,215	4,044	4,018
Room and board and other expenses	14,030	14,654	14,634
<u>Off-campus (not with family):</u>			
<u>Room and board</u>	9,492	9,402	9,516
<u>Other expenses</u>	5,202	5,364	5,434
Room and board and other expenses	14,694	14,766	14,950
 <u>Off-campus (with family):</u>			
<u>Other expenses</u>	5,202	5,364	5,434

Institution: University of Missouri-Kansas City (178402)

User ID: 29C0011

Section 1: Part D

Part D - Enter Information about Group 3

Part D includes financial aid information about Group 3. Group 3 students are all full-time, first-time degree/certificate-seeking undergraduate students enrolled in Fall 2016 paid the in-state or in-district tuition rate and who were awarded grant or scholarship aid from the following sources: the federal government, state/local government, or the institution. The information you report in this part will be used in Part F to calculate average institutional net price.


For this part report:

For These Students	The Following Type(s) of Aid	Awarded in This Period
<ul style="list-style-type: none"> Full-time, first-time degree/certificate-seeking undergraduate students enrolled in Fall 2016 paid the in-state or in-district tuition rate and who were awarded grant or scholarship aid from the following sources: the federal government, state/local government, or the institution Do <u>not</u> include students who were awarded only grant or scholarship aid from private or other sources, or students who were awarded only non-grant aid 	<ul style="list-style-type: none"> Grant or scholarship aid from the federal government Grant or scholarship aid from state/local government Grant or scholarship aid from the institution Do <u>not</u> include grant or scholarship aid from private or other sources 	<ul style="list-style-type: none"> Any time during academic year 2016-17

In the fields below, report the number of Group 3 students with each type of living arrangement and the total amount of grant or scholarship aid from the federal government, state/local government, or the institution awarded to these students.

Information from Part A:		YOUR PRIOR YEAR DATA 2014-2015	YOUR PRIOR YEAR DATA 2015-2016	2016-2017
Group 3				
Full-time, first-time degree/certificate-seeking undergraduate students paid the in-state or in-district tuition rate and who were awarded grant or scholarship aid from the following sources: the federal government, state/local government, or the institution (This number is carried forward from Part A, Line 03)		747	740	898
01	Report the number of Group 3 students with the following living arrangements:	YOUR PRIOR YEAR DATA 2014-15	YOUR PRIOR YEAR DATA 2015-16	2016-17
	01a <u>On-campus</u>	473	463	543
	01b <u>Off-campus (with family)</u>	158	170	229
	01c <u>Off-campus (not with family)</u>	79	69	83
	01d Unknown (calculated) This value is calculated using the following formula: [A03-(D01a+D01b+D01c)]	37	38	43
02	Report the total amount of grant or scholarship aid from the federal government, state/local	4,930,542	4,487,078	5,534,520

	government, or the institution awarded to Group 3 students			
03	Average grant or scholarship aid from the federal government, state/local government, or the institution awarded to Group 3 students (calculated value). This value is calculated using the following formula: [D02/A03]	6,600	6,064	6,163

 The notes below provide context for the data you've reported above and may be posted on the College Navigator website. Choose one option that best explains your data or choose "Non-applicable" if you do not wish to provide context notes. If none of the options provided explains your institution's data, then choose "Other" and write your own context notes. Notes should be written to be understood by students and parents. For example, institutions may report here other sources of private aid not included in the categories listed.

There was an increase in enrollment for this reporting period.

↑
↓

←
→

Institution: University of Missouri-Kansas City (178402)

User ID: 29C0011

Section 1: Part E

Part E – Enter Information about Group 4

Part E includes financial aid information about Group 4. Group 4 students are all full-time, first-time degree/certificate-seeking undergraduate students enrolled in Fall 2016 paid the in-state or in-district tuition rate and who were awarded any Title IV federal student aid, including federal grants or federal student loans. The information you report in this part will be used in Part G to calculate average institutional net price by income level.


For this part, report:

For These Students	The Following Type(s) of Aid	Awarded in This Period
<ul style="list-style-type: none"> Full-time, first-time degree/certificate-seeking undergraduate students enrolled in Fall 2016 paid the in-state or in-district tuition rate and who were awarded any Title IV federal student aid 	<ul style="list-style-type: none"> Grant or scholarship aid from: <ul style="list-style-type: none"> federal government state/local government institution Do <u>not</u> include: <ul style="list-style-type: none"> grant or scholarship aid from private or other sources loan amounts Federal Work Study amounts 	<ul style="list-style-type: none"> Any time during academic year 2016-17

In the fields below, report the number of Group 4 students with each type of living arrangement and the total amount of grant or scholarship aid from the federal government, state/local government, or the institution awarded to these students by income level.

Information from Part A:		2014-15	2015-16	2016-17	
Group 4 Full-time, first-time degree/certificate-seeking undergraduate students paid the in-state or in-district tuition rate and who were awarded any Title IV federal student aid (This number is carried forward from Part A, Line 04)		606	608	721	
01	Report the number of Group 4 students with the following living arrangements:	YOUR PRIOR YEAR DATA 2014-15	YOUR PRIOR YEAR DATA 2015-16	2016-17	
01a	<u>On-campus</u>	398	403	458	
01b	<u>Off-campus (with family)</u>	127	138	186	
01c	<u>Off-campus (not with family)</u>	81	67	77	
01d	Unknown (calculated) This value is calculated using the formula: [A04-(E01a+E01b+E01c)]	0	0	0	
		Number of students who were awarded any Title IV aid (Group 4)	Of those in Column 1, the number who were awarded any grant or scholarship aid from the following sources: the federal government, state/local government,	Of those in Column 1, the total amount of grant or scholarship aid awarded from the following sources: the federal government, state/local government, or the institution	Average amount of federal, state/local, and institutional grant or scholarship aid awarded to Group 4 students

			or the institution			
			2014-15			
			Col. 1	Col. 2	Col. 3	Col. 4
02	Income level					
	02a	\$0-30,000	202	201	1,863,059	9,223
	02b	\$30,001-48,000	113	112	933,810	8,264
	02c	\$48,001-75,000	101	82	606,427	6,004
	02d	\$75,001-110,000	89	29	279,732	3,143
	02e	\$110,001 and more	101	14	261,259	2,587
	02f	Total all income levels	606	438	3,944,287	6,509
			2015-16			
			Col. 1	Col. 2	Col. 3	Col. 4
03	Income level					
	03a	\$0-30,000	191	190	1,534,184	8,032
	03b	\$30,001-48,000	89	86	659,251	7,407
	03c	\$48,001-75,000	106	95	652,443	6,155
	03d	\$75,001-110,000	98	48	322,622	3,292
	03e	\$110,001 and more	124	34	364,360	2,938
	03f	Total all income levels	608	453	3,532,860	5,811
			2016-17			
			Col. 1	Col. 2	Col. 3	Col. 4
04	Income level					
	04a	\$0-30,000	208	207	1,822,936	8,764
	04b	\$30,001-48,000	128	127	1,066,022	8,328
	04c	\$48,001-75,000	124	109	735,803	5,934
	04d	\$75,001-110,000	124	62	432,292	3,486
	04e	\$110,001 and more	137	39	429,390	3,134
	04f	Total all income levels	721	544	4,486,443	6,223

 The notes below provide context for the data you've reported above and may be posted on the College Navigator website. Choose one option that best explains your data or choose "Non-applicable" if you do not

wish to provide context notes. If none of the options provided explains your institution's data, then choose "Other" and write your own context notes. Notes should be written to be understood by students and parents. For example, institutions may report here other sources of private aid not included in the categories listed.

There was an increase in enrollment for this reporting period.

A large, empty text input field with a vertical scrollbar on the right side and horizontal scrollbars at the top and bottom. The field is currently empty, showing only the scrollbars.

Institution: University of Missouri-Kansas City (178402)

User ID: 29C0011


Section 1: Part F

Part F – Net Price Calculation for Group 3

The following net price calculation is based on information that your institution reported in the Institutional Characteristics component and the Student Financial Aid component. For more information about the data your institution reported in the Institutional Characteristics component, please contact your institution's IPEDS Keyholder.

		YOUR PRIOR YEAR DATA 2014-15	YOUR PRIOR YEAR DATA 2015-16	2016-17
Components of cost of attendance				
01	Published <u>tuition</u> and <u>required fees</u> (lower of in-district or in-state)	7,774	7,837	7,846
02	<u>Books and supplies</u>	884	1,180	980
03	<u>Room and board and other expenses by living arrangement</u>			
	03a <u>On-campus</u>	14,030	14,654	14,634
	03b <u>Off-campus (with family)</u>	5,202	5,364	5,434
	03c <u>Off-campus (not with family)</u>	14,694	14,766	14,950
04	Number of Group 3 students by living arrangement			
	04a <u>On-campus</u>	473	463	543
	04b <u>Off-campus (with family)</u>	158	170	229
	04c <u>Off-campus (not with family)</u>	79	69	83
	04d Unknown	37	38	43
05	Weighted average for room and board and other expenses by living arrangement (excluding unknown values) See instructions for the formula for this calculation	12,139	12,415	12,201
06	Total cost of attendance This value is calculated using the following formula: [F01+F02+F05]	20,797	21,432	21,027
07	Average amount of grant or scholarship aid awarded to Group 3 students from the following sources: the federal government, state/local government, and the institution	6,600	6,064	6,163
08	Average institutional <u>net price</u> for Group 3 students This value is calculated using the following formula: [F06-F07]	14,197	15,368	14,864

As required by the Higher Education Opportunity Act of 2008, these amounts will be posted on the U.S. Department of Education's College Navigator website and used in the U.S. Department of Education's College Affordability and Transparency Lists.

 The notes below provide context for the data you've reported above and may be posted on the College Navigator website. Choose one option that best explains your data or choose "Non-applicable" if you do not wish to provide context notes. If none of the options provided explains your institution's data, then choose "Other" and write your own context notes. Notes should be written to be understood by students and parents. For example, institutions may report here other sources of private aid not included in the categories listed.

Net Price is an average value. Tuition and costs vary by program. Financial aid will vary by student need.

This image shows a large, empty rectangular box with a thin black border. On the right side of the box, there is a vertical grey bar containing two arrowheads pointing up and down. At the bottom of the box, there is a horizontal grey bar containing two arrowheads pointing left and right. The rest of the box is empty.

Institution: University of Missouri-Kansas City (178402)


User ID: 29C0011

Section 1: Part G**Part G – Net Price Calculation for Group 4**

The following net price calculation is based on information that your institution reported in the Institutional Characteristics component and the Student Financial Aid component. For more information about the data your institution reported in the Institutional Characteristics component, please contact your institution's IPEDS Keyholder.

		YOUR PRIOR YEAR DATA 2014-15	YOUR PRIOR YEAR DATA 2015-16	2016-17
Components of cost of attendance				
01	Published <u>tuition</u> and <u>required fees</u> (lower of in-district or in-state)	7,774	7,837	7,846
02	<u>Books and supplies</u>	884	1,180	980
03	<u>Room and board and other expenses by living arrangement</u>			
	03a <u>On-campus</u>	14,030	14,654	14,634
	03b <u>Off-campus (with family)</u>	5,202	5,364	5,434
	03c <u>Off-campus (not with family)</u>	14,694	14,766	14,950
04	Number of Group 4 students by living arrangement			
	04a <u>On-campus</u>	398	403	458
	04b <u>Off-campus (with family)</u>	127	138	186
	04c <u>Off-campus (not with family)</u>	81	67	77
	04d Unknown	0	0	0
05	Weighted average for room and board and other expenses by living arrangement (excluding unknown values) See instructions for the formula for this calculation	12,269	12,558	12,294
06	Total cost of attendance by income level This value is calculated using the following formula: [G01+G02+G05]	20,927	21,575	21,120
07	Average amount of grant or scholarship aid awarded to Group 4 students from the following sources: the federal government, state/local government, and the institution	6,509	5,811	6,223
	07a \$0-30,000	9,223	8,032	8,764
	07b \$30,001-48,000	8,264	7,407	8,328
	07c \$48,001-75,000	6,004	6,155	5,934
	07d \$75,001-110,000	3,143	3,292	3,486
	07e \$110,001 and more	2,587	2,938	3,134
08	Average institutional net price for Group 4 students This value is calculated using the following formula: [G06-G07]			
	08a \$0-30,000	11,704	13,543	12,356
	08b \$30,001-48,000	12,663	14,168	12,792
	08c \$48,001-75,000	14,923	15,420	15,186
	08d \$75,001-110,000	17,784	18,283	17,634
	08e \$110,001 and more	18,340	18,637	17,986

As required by the Higher Education Opportunity Act of 2008, these amounts will be posted on the U.S. Department of Education's College Navigator website.

 The notes below provide context for the data you've reported above and may be posted on the College Navigator website. Choose one option that best explains your data or choose "Non-applicable" if you do not wish to provide context notes. If none of the options provided explains your institution's data, then choose "Other" and write your own context notes. Notes should be written to be understood by students and parents. For example, institutions may report here other sources of private aid not included in the categories listed.

Net Price is an average value. Tuition and costs vary by program. Financial aid will vary by student need.

Institution: University of Missouri-Kansas City (178402)

User ID: 29C0011

Section 2: Military Servicemembers and Veteran's Benefits**Section 2: Military Servicemembers and Veteran's Benefits**

IMPORTANT NOTE: Report for **Post-9/11 GI Bill Benefits: July 1, 2016 - June 30, 2017** and Report for **Department of Defense Tuition Assistance Program: October 1, 2016 - September 30, 2017**

- Report the total number of student recipients and the total dollar amounts for each program.
- Student recipients can also include eligible dependents.
- Consult with your campus certifying official, who may not be in the student financial aid office.
- For Post-9/11 GI Bill Benefits, do not include the matching institutional aid provided through the Yellow Ribbon Program if your school participated.
- Information reported to IPEDS is only what is known to the institution.
- Enter zero (0) if your institution did not have beneficiaries for that student level or program. Please do not leave a cell blank.

				YOUR PRIOR YEAR DATA
Type of benefit/assistance	Number of students receiving benefits/assistance	Total dollar amount of benefits/assistance awarded through the institution	Average dollar amount of benefits/assistance awarded through the institution	Average dollar amount of benefits/assistance awarded through the institution
<u>Post-9/11 GI Bill Benefits</u>				
Undergraduate students	176	806,953	⚠ 4,585	6,163
Graduate students	47	341,648	⚠ 7,269	10,270
Total	223	1,148,601	5,151	6,859
<u>Department of Defense Tuition Assistance Program</u>				
Undergraduate students	10	24,171	2,417	2,633
Graduate students	12	30,285	⚠ 2,524	835
Total	22	54,456	2,475	2,470

Institution: University of Missouri-Kansas City (178402)

User ID: 29C0011

Prepared by

The name of the preparer is being collected so that we can follow up with the appropriate person in the event that there are questions concerning the data. The Keyholder will be copied on all email correspondence to other preparers.

The time it took to prepare this component is being collected so that we can continue to improve our estimate of the reporting burden associated with IPEDS. Please include in your estimate the time it took for you to review instructions, query and search data sources, complete and review the component, and submit the data through the Data Collection System.

Thank you for your assistance.

This survey component was prepared by:

<input checked="" type="radio"/>	Keyholder	<input type="radio"/>	SFA Contact	<input type="radio"/>	HR Contact
<input type="radio"/>	Finance Contact	<input type="radio"/>	Academic Library Contact	<input type="radio"/>	Other

Name:

Email:

How many staff from your institution only were involved in the data collection and reporting process of this survey component?

Number of Staff (including yourself)

How many hours did you and others from your institution only spend on each of the steps below when responding to this survey component?

Exclude the hours spent collecting data for state and other reporting purposes.

Staff member	Collecting Data Needed		Revising Data to Match IPEDS Requirements		Entering Data		Revising and Locking Data	
Your office	<input type="text" value="5.50"/>	hours	<input type="text" value="0.00"/>	hours	<input type="text" value="1.00"/>	hours	<input type="text" value="2.75"/>	hours
Other offices	<input type="text" value="16.50"/>	hours	<input type="text" value="0.00"/>	hours	<input type="text" value="1.50"/>	hours	<input type="text" value="3.50"/>	hours

Institution: University of Missouri-Kansas City (178402)

User ID: 29C0011

Summary**IPEDS Student Financial Aid (SFA) Survey Summary**

IPEDS collects important information regarding your institution. All data reported in IPEDS survey components become available in the IPEDS Data Center and appear as aggregated data in various Department of Education reports. Additionally, some of the reported data appears specifically for your institution through the College Navigator website and is included in your institution's Data Feedback Report (DFR). The purpose of this summary is to provide you an opportunity to view some of the data that, when accepted through the IPEDS quality control process, will appear on the College Navigator website and/or your DFR. College Navigator is updated approximately three months after the data collection period closes and Data Feedback Reports will be available through the [Data Center](#) and sent to your institution's CEO in November 2017.

Please review your data for accuracy. If you have questions about the data displayed below after reviewing the data reported on the survey screens, please contact the IPEDS Help Desk at: 1-877-225-2568 or ipedshelp@rti.org.

Total grant aid received by all undergraduate students		\$40,258,162
Number of undergraduate students who received a Pell Grant		2,853
Percentage of FTFT students receiving any financial aid		93%
	Percentage of FTFT students receiving grant aid by type	Average amount of grant aid received by type
Total	84%	\$6,904
Federal Government	38%	\$4,527
Pell	38%	\$4,458
Other Federal	2%	\$1,499
State/Local Government	34%	\$2,312
Institutional	71%	\$4,661
	Percentage of FTFT students receiving loans by type	Average amount of loans received by type
Total	53%	\$6,538
Federal	52%	\$5,915
Non-federal	4%	\$10,225
Average net price for FTFT students who receive grant aid		\$14,864
Average net price for FTFT students who receive Title IV federal student aid		
\$0 – 30,000		\$12,356
\$30,001 – 48,000		\$12,792
\$48,001 – 75,000		\$15,186
\$75,001 – 110,000		\$17,634
\$110,001 and more		\$17,986

Military Servicemembers and Veteran's Benefits

		Number of students receiving benefits/assistance	Total dollar amount of benefits/assistance awarded through the institution
Post-9/11 GI Bill Benefits			
	Undergraduate students	176	\$806,953
	Graduate students	47	\$341,648
	Total	223	\$1,148,601
Department of Defense Tuition Assistance Program			
	Undergraduate students	10	\$24,171
	Graduate students	12	\$30,285
	Total	22	\$54,456

Institution: University of Missouri-Kansas City (178402)

User ID: 29C0011

Edit Report

Student Financial Aid

University of Missouri-Kansas City (178402)

Source	Description	Severity	Resolved	Options
--------	-------------	----------	----------	---------

Screen: Part D - Enter Information about Group 3

Screen Entry	The number entered is outside the expected range of between 119 and 221 when compared with the prior year value. Please correct your data or explain. (Error #7169)	Explanation	Yes	
Reason:	Enrollment has increased and more of the Cohort are off campus with family compared to percentage of total cohort for previous year.			

Screen: Part E - Enter Information about Group 4

Screen Entry	The number entered is outside the expected range of between 97 and 179 when compared with the prior year value. Please correct your data or explain. (Error #7169)	Explanation	Yes	
Reason:	Enrollment has increased and more of the Cohort are off campus with family compared to percentage of total cohort for previous year.			

Screen Entry	The total amount of grant or scholarship aid awarded to Group 4 students from the federal government, state/local government, or the institution across all income levels is outside the expected range of between 2,649,645 and 4,416,075 based on the prior year value. Please correct your data or explain. (Error #7332)	Explanation	Yes	
Reason:	Enrollment increase accounts for the increase and there are larger increases in \$0-\$30,00 and \$30,001 - \$48,000 populations who qualify for more Need based grants.			

Perform Edits	The average amount of aid per grant/scholarship awardee (18,661.36) for 2014-15 in the "\$110,001 and more" income group is larger than expected based on the cost of attendance(0). Please review your data and make any necessary corrections or explain the discrepancy. (Error #7382)	Explanation	Yes	
Reason:	This is correct since it matches what was reported two years ago for the 2014-15 aid year.			

Screen: Military Servicemembers and Veteran's Benefits

Screen Entry	This value is out of range compared to the prior year amount. Please correct your data or explain. (Error #7265)	Explanation	Yes	
Reason:	In the 16-17 AY, Missouri Senate Bill 968 was passed into state law, which changed the Missouri Returning Heroes program, by requiring it to pay as a first payer before all other federal aid. This would adjust several certifications for GI bill benefits as a result of the change.			

Screen Entry	This value is out of range compared to the prior year amount. Please correct your data or explain. (Error #7265)	Explanation	Yes	
Reason:	In the 16-17 AY, Missouri Senate Bill 968 was passed into state law, which changed the Missouri Returning Heroes program, by requiring it to pay as a first payer before all other federal aid. This would adjust several certifications for GI bill benefits as a result of the change.			

Screen Entry	This value is out of range compared to the prior year amount. Please correct your data or explain. (Error #7265)	Explanation	Yes	
Reason:	The increase average is due to the prior year number graduates receiving tuition assistance was only 2, statistically making a calculated average unreliable.			