

## Graduation Rates 2016-17

2015-16 Data

Institution: University of Missouri-Kansas City (178402)


User ID: 29C0011

**Overview****Graduation Rates Overview**

Welcome to the IPEDS Graduation Rates (GR) survey component. The GR component collects data on the cohort of full-time, first-time degree/certificate-seeking undergraduate students and tracks their completion status at 150% of the normal time to complete all requirements of their program of study. This information is collected to assist institutions in complying with the requirements of the Student Right-to-Know Act.

**Data Reporting Reminders**

Once a student is in the cohort, they remain in the cohort, even if their status changes to part-time or they drop out or transfer out of the institution. However, adjustments can be made to the cohort for allowable exclusions, which include the death of a student, permanent disability, military deployment, or service on an official church mission or with a foreign aid service of the Federal government.

 When reporting award levels for sub-baccalaureate certificates, determine program length by the number of credit or contact hours, NOT the academic year length in parentheses. The academic year length is meant only to provide context.

**Changes to This Year's Graduation Rates Component:**

- IPEDS will collect the HEA, as amended, required graduation rate for Pell recipients and recipients of a subsidized Stafford Loan who did not receive a Pell Grant.

**Resources:**

The survey materials package for this component can be downloaded using the following link: [Survey Materials](#)

To access your prior year data submission for this component: [Reported Data](#)

If you have questions about completing this survey, please contact the **IPEDS Help Desk at 1-877-225-2568**.

Institution: University of Missouri-Kansas City (178402)

User ID: 29C0011

**Section I - Establishing cohorts**

Based on your institution's response to the predominant calendar system question (B3) on the Institutional Characteristics Header survey component from the IPEDS Fall 2016 data collection, your institution must report graduation rates data using a:

**Fall Cohort**

***A fall cohort is used by institutions with standard academic terms (semester, trimester, quarter, 4-1-4). A full-year cohort is used by institutions offering primarily occupational/vocational programs and operating on a continuous basis.***

**Establishing cohorts**

NOTE: Reporting using the new race/ethnicity categories is now mandatory. On this screen you will need to revise your preloaded 2010 cohort of full-time, first-time degree/certificate-seeking undergraduate students to the new race/ethnicity categories (if applicable). For information and assistance with this, please visit the [IPEDS Race/Ethnicity Information Center](#).

**Men**

Screen 1 of 2

	Cohort year 2010	
	Initial cohort	Revised cohort (Column 01)
<u>Nonresident alien</u>	31	<input type="text" value="31"/>
<u>Hispanic/Latino</u>	27	<input type="text" value="27"/>
<u>American Indian or Alaska Native</u>	1	<input type="text" value="1"/>
<u>Asian</u>	35	<input type="text" value="36"/>
<u>Black or African American</u>	55	<input type="text" value="55"/>
<u>Native Hawaiian or Other Pacific Islander</u>	1	<input type="text" value="1"/>
<u>White</u>	246	<input type="text" value="246"/>
Two or more races	8	<input type="text" value="7"/>
<u>Race and ethnicity unknown</u>	32	<input type="text" value="32"/>
<b>Total men</b>	436	436

**Women**

Screen 1 of 2

	Cohort year 2010	
	Initial cohort	Revised cohort (Column 01)
<u>Nonresident alien</u>	3	<input type="text" value="3"/>
<u>Hispanic/Latino</u>	29	<input type="text" value="29"/>
<u>American Indian or Alaska Native</u>	4	<input type="text" value="4"/>
<u>Asian</u>	61	<input type="text" value="61"/>

<u>Black or African American</u>	127	127
<u>Native Hawaiian or Other Pacific Islander</u>	2	2
<u>White</u>	394	394
Two or more races	11	11
<u>Race and ethnicity unknown</u>	42	42
<b>Total women</b>	673	673
<b>Total men + women</b>	1,109	1,109

Institution: University of Missouri-Kansas City (178402)

User ID: 29C0011

**Section I - Establishing cohorts**

- Incoming students seeking a bachelor's degree should be reported in Column 02. Column 03 will then be generated for you. Column 03 is meant to include any full-time, first-time entering students who were seeking a degree or certificate other than a bachelor's degree, such as an associate's degree or undergraduate certificate.
- If you have no changes to the preloaded data on this screen, click the "Save and Next" button to generate additional screens for reporting completers and transfers/exclusions.

**Establishing cohorts**

- Report Hispanic/Latino individuals of any race as Hispanic/Latino
- Report race for non-Hispanic/Latino individuals only

**Men**

Screen 2 of 2

Cohort year 2010


	<u>Cohort</u> (Column 01)	<u>Bachelor's or equivalent degree-seeking subcohort</u> (Column 02)	<u>Other degree/certificate-seeking subcohort</u> (Cohort minus Bachelor's or equivalent degree-seeking subcohort) (Column 03)
<u>Nonresident alien</u>	31	<input type="text" value="31"/>	0
<u>Hispanic/Latino</u>	27	<input type="text" value="27"/>	0
<u>American Indian or Alaska Native</u>	1	<input type="text" value="1"/>	0
<u>Asian</u>	36	<input type="text" value="36"/>	0
<u>Black or African American</u>	55	<input type="text" value="55"/>	0
<u>Native Hawaiian or Other Pacific Islander</u>	1	<input type="text" value="1"/>	0
<u>White</u>	246	<input type="text" value="246"/>	0
<u>Two or more races</u>	7	<input type="text" value="7"/>	0
<u>Race and ethnicity unknown</u>	32	<input type="text" value="32"/>	0
<b>Total men</b>	436	436	0

**Women**

Screen 2 of 2

Cohort year 2010

	<u>Cohort</u> (Column 01)	<u>Bachelor's or equivalent degree-seeking subcohort</u> (Column 02)	<u>Other degree/certificate-seeking subcohort</u> (Cohort minus Bachelor's or equivalent degree-seeking subcohort) (Column 03)
<u>Nonresident alien</u>	3	<input type="text" value="3"/>	0
<u>Hispanic/Latino</u>	29	<input type="text" value="29"/>	0
<u>American Indian or Alaska Native</u>	4	<input type="text" value="4"/>	0
<u>Asian</u>	61	<input type="text" value="61"/>	0
<u>Black or African American</u>	127	<input type="text" value="127"/>	0
	2		0

<u>Native Hawaiian or Other Pacific Islander</u>		<input type="text" value="2"/>	
<u>White</u>	394	<input type="text" value="394"/>	0
Two or more races	11	<input type="text" value="11"/>	0
<u>Race and ethnicity unknown</u>	42	<input type="text" value="42"/>	0
<b>Total women</b>	673	673	0
<b>Total men + women</b>	1,109	1,109	 0

Institution: University of Missouri-Kansas City (178402)

User ID: 29C0011

**Section II - Bachelor's or equivalent degree-seeking subcohort - Completers within 150%**

- In the columns below, report the status of the bachelor's degree-seeking subcohort of students listed in Column 10.
- Of the students in Column 10, those who attained a degree or certificate OTHER THAN A BACHELOR'S DEGREE within 150% of the normal time to complete the program as of August 31, 2016 should be reported in either Column 11 or 12, depending on the length of the program completed.
- Of the students in Column 10, those who attained a bachelor's degree or equivalent within 150% of normal time should be reported in Column 18.

**Subcohort of full-time, first-time students seeking a bachelor's or equivalent degree**

- Report Hispanic/Latino individuals of any race as Hispanic/Latino
- Report race for non-Hispanic/Latino individuals only

**Men**

Screen 1 of 4

Cohort year 2010

Subcohort students who completed their program within 150% of normal time to completion

<u>Bachelor's or equivalent degree-seeking subcohort</u>	Completers of programs of less than 2 academic yrs (or equivalent)	Completers of programs of at least 2 but less than 4 academic yrs (or equivalent)	Completers of bachelor's or equivalent degrees	Total <u>completers within 150%</u>	
(Column 10)	(Column 11)	(Column 12)	(Column 18)	(Column 29)	
<u>Nonresident alien</u>	31	<input type="text"/>	<input type="text"/>	15	15
<u>Hispanic/Latino</u>	27	<input type="text"/>	1	12	13
<u>American Indian or Alaska Native</u>	1	<input type="text"/>	<input type="text"/>	<input type="text"/>	0
<u>Asian</u>	36	<input type="text"/>	<input type="text"/>	26	26
<u>Black or African American</u>	55	<input type="text"/>	<input type="text"/>	18	18
<u>Native Hawaiian or Other Pacific Islander</u>	1	<input type="text"/>	<input type="text"/>	1	1
<u>White</u>	246	<input type="text"/>	2	119	121
Two or more races	7	<input type="text"/>	<input type="text"/>	2	2
<u>Race and ethnicity unknown</u>	32	<input type="text"/>	<input type="text"/>	16	16
<b>Total men</b>	436	0	3	209	212

**Women**

Screen 1 of 4

Cohort year 2010

Subcohort students who completed their program within 150% of normal time to completion

<u>Bachelor's or equivalent degree-seeking subcohort</u>	Completers of programs of less than 2 academic yrs (or equivalent)	Completers of programs of at least 2 but less than 4 academic yrs (or equivalent)	Completers of bachelor's or equivalent degrees	Total <u>completers within 150%</u>

	(Column 10)	(Column 11)	(Column 12)	(Column 18)	(Column 29)
<u>Nonresident alien</u>	3	<input type="text"/>	<input type="text" value="1"/>	<input type="text" value="1"/>	2
<u>Hispanic/Latino</u>	29	<input type="text"/>	<input type="text"/>	<input type="text" value="10"/>	10
<u>American Indian or Alaska Native</u>	4	<input type="text"/>	<input type="text"/>	<input type="text" value="2"/>	2
<u>Asian</u>	61	<input type="text"/>	<input type="text"/>	<input type="text" value="45"/>	45
<u>Black or African American</u>	127	<input type="text"/>	<input type="text" value="1"/>	<input type="text" value="34"/>	35
<u>Native Hawaiian or Other Pacific Islander</u>	2	<input type="text"/>	<input type="text"/>	<input type="text" value="1"/>	1
<u>White</u>	394	<input type="text"/>	<input type="text" value="3"/>	<input type="text" value="204"/>	207
Two or more races	11	<input type="text"/>	<input type="text"/>	<input type="text" value="7"/>	7
<u>Race and ethnicity unknown</u>	42	<input type="text"/>	<input type="text"/>	<input type="text" value="18"/>	18
<b>Total women</b>	673	0	5	322	327
<b>Total men + women</b>	1,109	0	8	531	539

Institution: University of Missouri-Kansas City (178402)

User ID: 29C0011

**Section II - Bachelor's completers by length of time to degree**

Those students in the bachelor's or equivalent degree-seeking subcohort who attained a bachelor's degree or equivalent within 150% of normal time to completion, as reported on the previous screen, are listed in Column 18. In Column 19, report the number of these students who earned a bachelor's degree in 4 years. In Column 20, report the number of these students who earned a bachelor's degree in 5 years. Column 21 will be calculated for you.

**Subcohort of full-time, first-time students seeking a bachelor's or equivalent degree**

- Report Hispanic/Latino individuals of any race as Hispanic/Latino
- Report race for non-Hispanic/Latino individuals only

**Men**

Screen 2 of 4

Cohort year 2010

	<u>Bachelor's or equivalent degree-seeking subcohort</u>  (Column 10)	Completed bachelor's degree or equivalent within 150%  (Column 18)	Subcohort students who attained a <u>bachelor's degree</u> or equivalent		
			Completed the program in 4 yrs or less  (Column 19)	Completed the program in 5 yrs  (Column 20)	Completed the program in 6 yrs  (Column 21)
<u>Nonresident alien</u>	31	15	<input type="text" value="6"/>	<input type="text" value="7"/>	2
<u>Hispanic/Latino</u>	27	12	<input type="text" value="6"/>	<input type="text" value="5"/>	1
<u>American Indian or Alaska Native</u>	1		<input type="text"/>	<input type="text"/>	0
<u>Asian</u>	36	26	<input type="text" value="6"/>	<input type="text" value="13"/>	7
<u>Black or African American</u>	55	18	<input type="text" value="4"/>	<input type="text" value="10"/>	4
<u>Native Hawaiian or Other Pacific Islander</u>	1	1	<input type="text" value="0"/>	<input type="text" value="0"/>	1
<u>White</u>	246	119	<input type="text" value="58"/>	<input type="text" value="37"/>	24
Two or more races	7	2	<input type="text" value="0"/>	<input type="text" value="1"/>	1
<u>Race and ethnicity unknown</u>	32	16	<input type="text" value="12"/>	<input type="text" value="3"/>	1
<b>Total men</b>	436	209	92	76	41

**Women**

Screen 2 of 4

Cohort year 2010

	<u>Bachelor's or equivalent degree-seeking subcohort</u>  (Column 10)	Completed bachelor's degree or equivalent within 150%  (Column 18)	Subcohort students who attained a <u>bachelor's degree</u> or equivalent		
			Completed the program in 4 yrs or less  (Column 19)	Completed the program in 5 yrs  (Column 20)	Completed the program in 6 yrs  (Column 21)
<u>Nonresident alien</u>	3	1	<input type="text" value="0"/>	<input type="text" value="1"/>	0
<u>Hispanic/Latino</u>	29	10	<input type="text" value="6"/>	<input type="text" value="3"/>	1
<u>American Indian or Alaska Native</u>	4	2	<input type="text" value="0"/>	<input type="text" value="1"/>	1
<u>Asian</u>	61	45	<input type="text" value="10"/>	<input type="text" value="25"/>	10



<u>Black or African American</u>	127	34	<input type="text" value="13"/>	<input type="text" value="14"/>	7
<u>Native Hawaiian or Other Pacific Islander</u>	2	1	<input type="text" value="0"/>	<input type="text" value="1"/>	0
<u>White</u>	394	204	<input type="text" value="115"/>	<input type="text" value="57"/>	32
Two or more races	11	7	<input type="text" value="1"/>	<input type="text" value="5"/>	1
<u>Race and ethnicity unknown</u>	42	18	<input type="text" value="9"/>	<input type="text" value="8"/>	1
<b>Total women</b>	673	322	154	115	53
<b>Total men + women</b>	1,109	531	246	191	94

Institution: University of Missouri-Kansas City (178402)

User ID: 29C0011

**Section II - Bachelor's or equivalent degree-seeking subcohort - Transfers/exclusions**

- In the columns below, report the status of those students in the BACHELOR'S OR EQUIVALENT DEGREE-SEEKING SUBCOHORT listed in Column 10 who did not complete a program within 150% of normal time to completion.
- Report transfers-out who did not complete a program in Column 30. If the mission of your institution includes providing substantial preparation for students to enroll in another eligible institution **WITHOUT** having completed a program, you must report transfer-out data in Column 30. A school is required to report only on those students that the school knows have transferred to another eligible institution. A school must document that the student actually transferred. If it is not part of your mission, you may report transfer-out data if you wish.
- Report eligible exclusions from the subcohort in Column 45. The **ONLY** allowable categories for this column are:  
 Students who died or became permanently disabled  
 Students who left school to serve in the armed forces (or have been called up to active duty)  
 Students who left school to serve with a foreign aid service of the Federal Government  
 Students who left school to serve on an official church mission
- Column 52 [No longer enrolled] will be calculated for you. This includes students who have dropped out as well as those who completed in greater than 150% of normal time.
- If you do not have any values to report in either Column 30, 45, or 51, you must enter at least one zero in a field on this screen to continue.

**Subcohort of full-time, first-time students seeking a bachelor's or equivalent degree**


- Report Hispanic/Latino individuals of any race as Hispanic/Latino
- Report race for non-Hispanic/Latino individuals only

**Men**

Screen 3 of 4	Cohort year 2010					
	<u>Bachelor's or equivalent degree-seeking subcohort</u>	<u>Total completers within 150%</u>	<u>Total transfer-out students</u>	<u>Total exclusions</u>	<u>Still enrolled</u>	<u>No longer enrolled</u>
	(Column 10)	(Column 29)	(Column 30)	(Column 45)	(Column 51)	(Column 52)
<u>Nonresident alien</u>	31	15	<input type="text"/>	<input type="text" value="0"/>	<input type="text" value="0"/>	16
<u>Hispanic/Latino</u>	27	13	<input type="text"/>	<input type="text" value="0"/>	<input type="text" value="0"/>	14
<u>American Indian or Alaska Native</u>	1	0	<input type="text"/>	<input type="text" value="0"/>	<input type="text" value="0"/>	1
<u>Asian</u>	36	26	<input type="text"/>	<input type="text" value="0"/>	<input type="text" value="0"/>	10
<u>Black or African American</u>	55	18	<input type="text"/>	<input type="text" value="0"/>	<input type="text" value="0"/>	37
<u>Native Hawaiian or Other Pacific Islander</u>	1	1	<input type="text"/>	<input type="text" value="0"/>	<input type="text" value="0"/>	0
<u>White</u>	246	121	<input type="text"/>	<input type="text" value="0"/>	<input type="text" value="0"/>	125
Two or more races	7	2	<input type="text"/>	<input type="text" value="0"/>	<input type="text" value="0"/>	5
<u>Race and ethnicity unknown</u>	32	16	<input type="text"/>	<input type="text" value="0"/>	<input type="text" value="0"/>	16
<b>Total men</b>	436	212	0	0	0	224

**Women**

Screen 3 of 4	Cohort year 2010					

	<u>Bachelor's or equivalent degree-seeking subcohort</u>	<u>Total completers within 150%</u>	<u>Total transfer-out students</u>	<u>Total exclusions</u>	<u>Still enrolled</u>	<u>No longer enrolled</u>
	(Column 10)	(Column 29)	(Column 30)	(Column 45)	(Column 51)	(Column 52)
<u>Nonresident alien</u>	3	2	<input type="text"/>	<input type="text" value="0"/>	<input type="text" value="0"/>	1
<u>Hispanic/Latino</u>	29	10	<input type="text"/>	<input type="text" value="0"/>	<input type="text" value="0"/>	19
<u>American Indian or Alaska Native</u>	4	2	<input type="text"/>	<input type="text" value="0"/>	<input type="text" value="0"/>	2
<u>Asian</u>	61	45	<input type="text"/>	<input type="text" value="0"/>	<input type="text" value="0"/>	16
<u>Black or African American</u>	127	35	<input type="text"/>	<input type="text" value="0"/>	<input type="text" value="0"/>	92
<u>Native Hawaiian or Other Pacific Islander</u>	2	1	<input type="text"/>	<input type="text" value="0"/>	<input type="text" value="0"/>	1
<u>White</u>	394	207	<input type="text"/>	<input type="text" value="0"/>	<input type="text" value="0"/>	187
Two or more races	11	7	<input type="text"/>	<input type="text" value="0"/>	<input type="text" value="0"/>	4
<u>Race and ethnicity unknown</u>	42	18	<input type="text"/>	<input type="text" value="0"/>	<input type="text" value="0"/>	24
<b>Total women</b>	673	327	0	0	0	346
<b>Total men + women</b>	1,109	539	0	0	 0	570

Institution: University of Missouri-Kansas City (178402)

User ID: 29C0011

**Section II - Bachelor's or equivalent degree-seeking cohort - Pell recipients and recipients of a subsidized Stafford Loan who did not receive a Pell Grant**

For each subcohort, report the number of students in the cohort, total exclusions for the cohort, the number of students that completed a bachelor's or equivalent degree within 150% of normal time to completion, and the total completers within 150%.

- Recipients of a Pell Grant and Recipients of a Subsidized Stafford Loan that did not receive a Pell Grant are **mutually exclusive**, that is, if a student is in one cohort, they cannot be in the other cohort.
  - The total of these 2 subcohorts must be less than the Bachelor's or equivalent degree-seeking cohort

**Subcohort of full-time, first-time students seeking a bachelor's or equivalent degree**

Screen 4 of 4	<u>Cohort</u> year 2010			
	Number of students in cohort	Total <u>exclusions</u>	<u>Completed bachelor's degree or equivalent within 150%</u>	Total <u>completers within 150%</u>
	(Column 10)	(Column 45)	(Column 18)	(Column 29)
<u>Bachelor's or equivalent degree-seeking cohort</u>	1,109	0	531	539
Recipients of a Pell Grant	<input type="text" value="419"/>	<input type="text" value="0"/>	<input type="text" value="160"/>	<input type="text" value="161"/>
Recipients of a Subsidized Stafford Loan that did not receive a Pell Grant	<input type="text" value="238"/>	<input type="text" value="0"/>	<input type="text" value="109"/>	<input type="text" value="111"/>
Did not receive either a Pell Grant or Subsidized Stafford Loan	452	0	262	267

Institution: University of Missouri-Kansas City (178402)

User ID: 29C0011

**Graduation and transfer-out rates**

**Calculation of graduation and transfer-out rates**

Screen 1 of 2	<u>Cohort year 2010</u>	
	<u>Graduation rate</u>	<u>Transfer-out rate</u>
<b>Overall Rates (will be displayed on College Navigator)</b>	49	0
Men	49	0
Women	49	0

**Graduation rates displayed below in bold italics will be displayed on College Navigator**


Graduation rates for students pursuing bachelor's or equivalent degrees

	4 year graduation rate	5 year graduation rate	6 year graduation rate
<b>Men</b>	21	39	<b>48</b>
<b>Women</b>	23	40	<b>48</b>
<b>Total (men and women)</b>	22	39	<b>48</b>
<u>Nonresident alien</u>	18	41	<b>47</b>
<u>Hispanic/Latino</u>	21	36	<b>39</b>
<u>American Indian or Alaska Native</u>	0	20	<b>40</b>
<u>Asian</u>	16	56	<b>73</b>
<u>Black or African American</u>	9	23	<b>29</b>
<u>Native Hawaiian or Other Pacific Islander</u>	0	33	<b>67</b>
<u>White</u>	27	42	<b>50</b>
<u>Two or more races</u>	6	39	<b>50</b>
<u>Race and ethnicity unknown</u>	28	43	<b>46</b>

Do you wish to provide additional context notes?

No

Yes

 **Note that certain information from these worksheets will be displayed on College Navigator, as noted. You may use the space below to **provide context** for these data. These context notes will be posted on the College Navigator website, and should be written to be understood by students and parents.**

^  
v

<
>

Institution: University of Missouri-Kansas City (178402)

User ID: 29C0011

**4-year average rates**

4-year average rates					
Screen 2 of 2					
Men					
	2007	2008	2009	2010	4-year Total
<u>Adjusted cohort</u>	348	382	369	436	1,535
Total <u>completers within 150%</u>	184	186	160	212	742
Total <u>transfer-out students</u>	0	0	0	0	0
Women					
	2007	2008	2009	2010	4-year Total
<u>Adjusted cohort</u>	568	589	610	673	2,440
Total <u>completers within 150%</u>	286	321	330	327	1,264
Total <u>transfer-out students</u>	0	0	0	0	0
Total (men and women)					
	2007	2008	2009	2010	4-year Total
<u>Adjusted cohort</u>	916	971	979	1,109	3,975
Total <u>completers within 150%</u>	470	507	490	539	2,006
Total <u>transfer-out students</u>	0	0	0	0	0
4-year average Student Right-to-Know completion or graduation rate calculation					50
(Total Completers within 150% / Adjusted Cohort)					
4-year average Student Right-to-Know transfer-out rate calculation					0
(Total Transfer-out Students / Adjusted Cohort)					

Institution: University of Missouri-Kansas City (178402)

User ID: 29C0011

**Prepared by**

**This survey component was prepared by:**

<input type="radio"/>	Keyholder	<input type="radio"/>	SFA Contact	<input type="radio"/>	HR Contact
<input type="radio"/>	Finance Contact	<input type="radio"/>	Academic Library Contact	<input checked="" type="radio"/>	Other
Name:	<input type="text" value="LaShonda Carter"/>				
Email:	<input type="text" value="boonel@umsystem.edu"/>				

How long did it take to prepare this survey component?	<input type="text" value="5"/> hours	<input type="text" value="30"/> minutes
--	--------------------------------------	---

The name of the preparer is being collected so that we can follow up with the appropriate person in the event that there are questions concerning the data. The Keyholder will be copied on all email correspondence to other preparers.

The time it took to prepare this component is being collected so that we can continue to improve our estimate of the reporting burden associated with IPEDS. Please include in your estimate the time it took for you to review instructions, query and search data sources, complete and review the component, and submit the data through the Data Collection System.

Thank you for your assistance.

Institution: University of Missouri-Kansas City (178402)

User ID: 29C0011

**Summary****2016 IPEDS Graduation Rate Component Data Summary**

IPEDS collects important information regarding your institution. All data reported in IPEDS survey components become available in the IPEDS Data Center and appear as aggregated data in various Department of Education reports. Additionally, some of the reported data appears specifically for your institution through the College Navigator website and is included in your institution's Data Feedback Report (DFR). The purpose of this summary is to provide you an opportunity to view some of the data that, when accepted through the IPEDS quality control process, will appear on the College Navigator website and/or your DFR. College Navigator is updated approximately three months after the data collection period closes and Data Feedback Reports will be available through the [Data Center](#) and sent to your institution's CEO in November 2016.

Please review your data for accuracy. If you have questions about the data displayed below after reviewing the data reported on the survey screens, please contact the IPEDS Help Desk at: 1-877-225-2568 or [ipedshelp@rti.org](mailto:ipedshelp@rti.org).

<b>Overall Graduation Rate</b>	
Graduation Rate	49%
Total number of students in the Adjusted Cohort	1,109
Total number of completers within 150% of normal time	539

<b>Graduation Rate for students pursuing Bachelor's Degrees</b>	
Graduation Rate for Bachelor's Cohort	48%
Total number of students in the Adjusted Cohort	1,109
Total number of bachelor's degree completers within 150% of normal time	531



Institution: University of Missouri-Kansas City (178402)

User ID: 29C0011

Edit Report

**Graduation Rates**

**University of Missouri-Kansas City (178402)**

Source	Description	Severity	Resolved	Options
--------	-------------	----------	----------	---------

**Screen: Cohort, part 2**

Perform Edits	Your institution indicated that it offered other undergraduate degrees or certificates besides a bachelor's or equivalent degree in the IC Header survey, but you did not report an Other degree/certificate-seeking subcohort in Section I of this survey. Please correct your data or explain. (Error #4210)	Explanation	Yes	
---------------	--	-------------	-----	--

Reason:	The FS2010 cohort was comprised of first-time, full-time bachelor's degree seeking students.
---------	--

Related Screens:	Cohort, part 2
------------------	----------------

**Screen: Transfers/exclusions**

Screen Entry	The total number of students (men+women) in the Still Enrolled (Column 51) is zero. Please confirm that the data reported are correct. (Error #4347)	Confirmation	Yes	
--------------	--	--------------	-----	--