

Revised	Human Resources 2012-13
---------	-------------------------

Institution: University of Missouri-St Louis (178420)

User ID: 29C0011

Overview**Human Resources Overview**

Welcome to the IPEDS Human Resources (HR) survey component. This survey collects important information about your institution's faculty and staff.

Recent changes

- New occupational categories replaced the primary function/occupational activity categories previously used in the IPEDS HR survey. The change was required to align the IPEDS HR categories with the 2010 Standard Occupational Classification (SOC) System. For additional information on the IPEDS HR survey and how it relates to the 2010 SOC system, refer to the section of the IPEDS HR instructions called, "Reporting Staff by Occupational Category."
- A few other changes were made to the IPEDS HR survey that is applicable to degree-granting institutions. These changes can be found in the section of the IPEDS HR instructions called, "Changes in Reporting."
- Survey became part of the IPEDS Spring data collection.

Resources:

- The NEW IPEDS HR/SOC Information Center can be found at the following website: <http://nces.ed.gov/ipeds/resource/soc.asp>. (The new center includes, but is not limited to the following links: New (2012-13) IPEDS Occupational Categories and 2010 SOC crosswalk; 2012-13 IPEDS HR survey material; Standard Occupational Classification (SOC) System material; IPEDS HR/SOC Browse Tool; and Web Tutorials.)
- To download the survey materials for this component: [Survey Materials](#)

Data reporting reminders:

- Enter data on each displayed screen. If a screen is not applicable, enter at least one zero in a field on the screen.
- Report staff members difficult to categorize in the "Human Resources Survey Evaluation" box at the end of the survey.

You must enter data on each displayed screen. If a screen is not applicable, you must enter at least one zero in a field on the screen.

If you have questions about completing this survey, please contact the **IPEDS Help Desk at 1-877-225-2568**.

Institution: University of Missouri-St Louis (178420)

User ID: 29C0011

Human Resources Screening Questions

Does your institution have any part-time staff?

*If you answer **Yes** to this question, you will be provided the screens to report part-time staff.*

	<input checked="" type="radio"/>	Yes	<input type="radio"/>	No
--	----------------------------------	-----	-----------------------	----

Does your institution have 15 or more full-time staff?

	<input checked="" type="radio"/>	Yes	<input type="radio"/>	No
--	----------------------------------	-----	-----------------------	----

Do ALL of the instructional staff at your institution fall into any of the following categories?

*If you answer **Yes** to any of the questions below, the full-time instructional staff screens of **Part G** are **NOT** applicable to your institution and you will **NOT** be required to report data for the full-time instructional staff screens of **Part G**. However, Part G will still be required for reporting data for full-time non-instructional staff.*

	<input checked="" type="radio"/>	No	<input type="radio"/>	Yes	Are ALL of the instructional staff military personnel?
	<input checked="" type="radio"/>	No	<input type="radio"/>	Yes	Do ALL of the instructional staff contribute their services (e.g., members of a religious order)?
	<input checked="" type="radio"/>	No	<input type="radio"/>	Yes	Do ALL of the instructional staff teach pre-clinical or clinical medicine?

The reporting of data by gender AND race/ethnicity is optional this year as it is in even-numbered years.

Do you wish to report data by gender AND race/ethnicity this year?
 If you answer **No**, screens to report data by employment status (full-time and part-time) and occupational category will be displayed.
 If you answer **Yes**, screens to report data by employment status (full-time and part-time), occupational category, and gender AND race/ethnicity will be displayed and you must complete all applicable screens.

<input type="radio"/>	No, I will not report data by gender and race/ethnicity this year
<input checked="" type="radio"/>	Yes, I will report data by gender and race/ethnicity this year

You may use the space below to provide context for the data you've reported above.

Institution: University of Missouri-St Louis (178420)

User ID: 29C0011

Human Resources Screening Questions**Does your institution have a tenure system?***If you answer **Yes** to this question, you will be provided the screens to report some data by tenure status.*

	<input checked="" type="radio"/>	Yes	<input type="radio"/>	No
--	----------------------------------	-----	-----------------------	----

Does your institution have graduate assistants?*If you answer **Yes** to this question, you will be provided the screens to report graduate assistants.*

	<input checked="" type="radio"/>	Yes	<input type="radio"/>	No
--	----------------------------------	-----	-----------------------	----

Did your institution hire any full-time permanent staff who were included on the payroll of the institution between July 1 and October 31, 2012 either for the *first time* (new to the institution) or *after a break in service* AND who were still on the payroll of the institution as of November 1, 2012? (Exclude persons who have returned from sabbatical leave OR full-time Postsecondary Staff who are working less-than-9-month contracts.)

*If you answer **Yes** to this question and your institution has 15 or more full-time staff, you will be provided the screens to report **full-time permanent new hires** in **Part H**.*

	<input checked="" type="radio"/>	Yes	<input type="radio"/>	No
--	----------------------------------	-----	-----------------------	----

Institution: University of Missouri-St Louis (178420)

User ID: 29C0011

Part A - Full-time instructional staff**Number of full-time instructional staff with faculty status who are tenured
by academic rank, gender, and race/ethnicity****As of November 1, 2012**

- Report Hispanic/Latino individuals of any race as Hispanic/Latino
- Report race for non-Hispanic/Latino individuals only

Gender and race/ethnicity	Professors	Associate professors	Assistant professors	Instructors	Lecturers	No academic rank	Total
Men							
<u>Nonresident alien</u>	<input type="text" value="0"/>	<input type="text" value="0"/>	<input type="text" value="0"/>	<input type="text" value="0"/>	<input type="text" value="0"/>	<input type="text" value="0"/>	0
<u>Hispanic/Latino</u>	<input type="text" value="1"/>	<input type="text" value="0"/>	<input type="text" value="0"/>	<input type="text" value="0"/>	<input type="text" value="0"/>	<input type="text" value="0"/>	1
<u>American Indian or Alaska Native</u>	<input type="text" value="1"/>	<input type="text" value="0"/>	<input type="text" value="0"/>	<input type="text" value="0"/>	<input type="text" value="0"/>	<input type="text" value="0"/>	1
<u>Asian</u>	<input type="text" value="8"/>	<input type="text" value="12"/>	<input type="text" value="0"/>	<input type="text" value="0"/>	<input type="text" value="0"/>	<input type="text" value="0"/>	20
<u>Black or African American</u>	<input type="text" value="1"/>	<input type="text" value="7"/>	<input type="text" value="0"/>	<input type="text" value="0"/>	<input type="text" value="0"/>	<input type="text" value="0"/>	8
<u>Native Hawaiian or Other Pacific Islander</u>	<input type="text" value="1"/>	<input type="text" value="0"/>	<input type="text" value="0"/>	<input type="text" value="0"/>	<input type="text" value="0"/>	<input type="text" value="0"/>	1
<u>White</u>	<input type="text" value="59"/>	<input type="text" value="42"/>	<input type="text" value="0"/>	<input type="text" value="0"/>	<input type="text" value="0"/>	<input type="text" value="1"/>	102
Two or more races	<input type="text" value="0"/>	<input type="text" value="0"/>	<input type="text" value="0"/>	<input type="text" value="0"/>	<input type="text" value="0"/>	<input type="text" value="0"/>	0
<u>Race and ethnicity unknown</u>	<input type="text" value="1"/>	<input type="text" value="0"/>	<input type="text" value="0"/>	<input type="text" value="0"/>	<input type="text" value="0"/>	<input type="text" value="0"/>	1
Total men	72	61	0	0	0	1	134
Women							
<u>Nonresident alien</u>	<input type="text" value="0"/>	<input type="text" value="0"/>	<input type="text" value="0"/>	<input type="text" value="0"/>	<input type="text" value="0"/>	<input type="text" value="0"/>	0
<u>Hispanic/Latino</u>	<input type="text" value="1"/>	<input type="text" value="0"/>	<input type="text" value="0"/>	<input type="text" value="0"/>	<input type="text" value="0"/>	<input type="text" value="0"/>	1
<u>American Indian or Alaska Native</u>	<input type="text" value="0"/>	<input type="text" value="0"/>	<input type="text" value="0"/>	<input type="text" value="0"/>	<input type="text" value="0"/>	<input type="text" value="0"/>	0
<u>Asian</u>	<input type="text" value="2"/>	<input type="text" value="8"/>	<input type="text" value="0"/>	<input type="text" value="0"/>	<input type="text" value="0"/>	<input type="text" value="0"/>	10
<u>Black or African American</u>	<input type="text" value="1"/>	<input type="text" value="11"/>	<input type="text" value="0"/>	<input type="text" value="0"/>	<input type="text" value="0"/>	<input type="text" value="0"/>	12
<u>Native Hawaiian or Other Pacific Islander</u>	<input type="text" value="0"/>	<input type="text" value="1"/>	<input type="text" value="0"/>	<input type="text" value="0"/>	<input type="text" value="0"/>	<input type="text" value="0"/>	1
<u>White</u>	<input type="text" value="23"/>	<input type="text" value="43"/>	<input type="text" value="0"/>	<input type="text" value="0"/>	<input type="text" value="0"/>	<input type="text" value="2"/>	68
Two or more races	<input type="text" value="0"/>	<input type="text" value="0"/>	<input type="text" value="0"/>	<input type="text" value="0"/>	<input type="text" value="0"/>	<input type="text" value="0"/>	0
<u>Race and ethnicity unknown</u>	<input type="text" value="1"/>	<input type="text" value="0"/>	<input type="text" value="0"/>	<input type="text" value="0"/>	<input type="text" value="0"/>	<input type="text" value="0"/>	1
Total women	28	63	0	0	0	2	93
Total (men+women)	100	124	0	0	0	3	227

Institution: University of Missouri-St Louis (178420)

User ID: 29C0011

Part A - Full-time instructional staff**Number of full-time instructional staff with faculty status who are on tenure track
by academic rank, gender, and race/ethnicity****As of November 1, 2012**

- Report Hispanic/Latino individuals of any race as Hispanic/Latino
- Report race for non-Hispanic/Latino individuals only

Gender and race/ethnicity	Professors	Associate professors	Assistant professors	Instructors	Lecturers	No academic rank	Total
Men							
<u>Nonresident alien</u>	<input type="text" value="0"/>	<input type="text" value="0"/>	<input type="text" value="1"/>	<input type="text" value="0"/>	<input type="text" value="0"/>	<input type="text" value="0"/>	1
<u>Hispanic/Latino</u>	<input type="text" value="0"/>	<input type="text" value="0"/>	<input type="text" value="2"/>	<input type="text" value="0"/>	<input type="text" value="0"/>	<input type="text" value="0"/>	2
<u>American Indian or Alaska Native</u>	<input type="text" value="0"/>	<input type="text" value="0"/>	<input type="text" value="0"/>	<input type="text" value="0"/>	<input type="text" value="0"/>	<input type="text" value="0"/>	0
<u>Asian</u>	<input type="text" value="0"/>	<input type="text" value="1"/>	<input type="text" value="3"/>	<input type="text" value="0"/>	<input type="text" value="0"/>	<input type="text" value="0"/>	4
<u>Black or African American</u>	<input type="text" value="0"/>	<input type="text" value="0"/>	<input type="text" value="2"/>	<input type="text" value="0"/>	<input type="text" value="0"/>	<input type="text" value="0"/>	2
<u>Native Hawaiian or Other Pacific Islander</u>	<input type="text" value="0"/>	<input type="text" value="0"/>	<input type="text" value="0"/>	<input type="text" value="0"/>	<input type="text" value="0"/>	<input type="text" value="0"/>	0
<u>White</u>	<input type="text" value="1"/>	<input type="text" value="1"/>	<input type="text" value="16"/>	<input type="text" value="0"/>	<input type="text" value="0"/>	<input type="text" value="0"/>	18
Two or more races	<input type="text" value="0"/>	<input type="text" value="0"/>	<input type="text" value="0"/>	<input type="text" value="0"/>	<input type="text" value="0"/>	<input type="text" value="0"/>	0
<u>Race and ethnicity unknown</u>	<input type="text" value="0"/>	<input type="text" value="0"/>	<input type="text" value="0"/>	<input type="text" value="0"/>	<input type="text" value="0"/>	<input type="text" value="0"/>	0
Total men	1	2	24	0	0	0	27
Women							
<u>Nonresident alien</u>	<input type="text" value="0"/>	<input type="text" value="0"/>	<input type="text" value="2"/>	<input type="text" value="0"/>	<input type="text" value="0"/>	<input type="text" value="0"/>	2
<u>Hispanic/Latino</u>	<input type="text" value="0"/>	<input type="text" value="0"/>	<input type="text" value="0"/>	<input type="text" value="0"/>	<input type="text" value="0"/>	<input type="text" value="0"/>	0
<u>American Indian or Alaska Native</u>	<input type="text" value="0"/>	<input type="text" value="0"/>	<input type="text" value="0"/>	<input type="text" value="0"/>	<input type="text" value="0"/>	<input type="text" value="0"/>	0
<u>Asian</u>	<input type="text" value="0"/>	<input type="text" value="1"/>	<input type="text" value="2"/>	<input type="text" value="0"/>	<input type="text" value="0"/>	<input type="text" value="0"/>	3
<u>Black or African American</u>	<input type="text" value="0"/>	<input type="text" value="0"/>	<input type="text" value="2"/>	<input type="text" value="0"/>	<input type="text" value="0"/>	<input type="text" value="0"/>	2
<u>Native Hawaiian or Other Pacific Islander</u>	<input type="text" value="0"/>	<input type="text" value="0"/>	<input type="text" value="0"/>	<input type="text" value="0"/>	<input type="text" value="0"/>	<input type="text" value="0"/>	0
<u>White</u>	<input type="text" value="0"/>	<input type="text" value="2"/>	<input type="text" value="22"/>	<input type="text" value="0"/>	<input type="text" value="0"/>	<input type="text" value="0"/>	24
Two or more races	<input type="text" value="0"/>	<input type="text" value="0"/>	<input type="text" value="0"/>	<input type="text" value="0"/>	<input type="text" value="0"/>	<input type="text" value="0"/>	0
<u>Race and ethnicity unknown</u>	<input type="text" value="0"/>	<input type="text" value="1"/>	<input type="text" value="0"/>	<input type="text" value="0"/>	<input type="text" value="0"/>	<input type="text" value="0"/>	1
Total women	0	4	28	0	0	0	32
Total (men+women)	1	6	52	0	0	0	59

Institution: University of Missouri-St Louis (178420)

User ID: 29C0011

Part A - Full-time instructional staff

**Number of full-time instructional staff with faculty status who are not on tenure track
with multi-year contract
by academic rank, gender, and race/ethnicity**

As of November 1, 2012

- Report Hispanic/Latino individuals of any race as Hispanic/Latino
- Report race for non-Hispanic/Latino individuals only

Gender and race/ethnicity	Professors	Associate professors	Assistant professors	Instructors	Lecturers	No academic rank	Total
Men							
<u>Nonresident alien</u>	<input type="text" value="0"/>	<input type="text" value="0"/>	<input type="text" value="0"/>	<input type="text" value="0"/>	<input type="text" value="0"/>	<input type="text" value="0"/>	0
<u>Hispanic/Latino</u>	<input type="text" value="0"/>	<input type="text" value="0"/>	<input type="text" value="0"/>	<input type="text" value="0"/>	<input type="text" value="0"/>	<input type="text" value="0"/>	0
<u>American Indian or Alaska Native</u>	<input type="text" value="0"/>	<input type="text" value="0"/>	<input type="text" value="0"/>	<input type="text" value="0"/>	<input type="text" value="0"/>	<input type="text" value="0"/>	0
<u>Asian</u>	<input type="text" value="0"/>	<input type="text" value="0"/>	<input type="text" value="0"/>	<input type="text" value="0"/>	<input type="text" value="0"/>	<input type="text" value="0"/>	0
<u>Black or African American</u>	<input type="text" value="0"/>	<input type="text" value="0"/>	<input type="text" value="0"/>	<input type="text" value="0"/>	<input type="text" value="0"/>	<input type="text" value="0"/>	0
<u>Native Hawaiian or Other Pacific Islander</u>	<input type="text" value="0"/>	<input type="text" value="0"/>	<input type="text" value="0"/>	<input type="text" value="0"/>	<input type="text" value="0"/>	<input type="text" value="0"/>	0
<u>White</u>	<input type="text" value="0"/>	<input type="text" value="0"/>	<input type="text" value="0"/>	<input type="text" value="0"/>	<input type="text" value="0"/>	<input type="text" value="0"/>	0
Two or more races	<input type="text" value="0"/>	<input type="text" value="0"/>	<input type="text" value="0"/>	<input type="text" value="0"/>	<input type="text" value="0"/>	<input type="text" value="0"/>	0
<u>Race and ethnicity unknown</u>	<input type="text" value="0"/>	<input type="text" value="0"/>	<input type="text" value="0"/>	<input type="text" value="0"/>	<input type="text" value="0"/>	<input type="text" value="0"/>	0
Total men	0	0	0	0	0	0	0
Women							
<u>Nonresident alien</u>	<input type="text" value="0"/>	<input type="text" value="0"/>	<input type="text" value="0"/>	<input type="text" value="0"/>	<input type="text" value="0"/>	<input type="text" value="0"/>	0
<u>Hispanic/Latino</u>	<input type="text" value="0"/>	<input type="text" value="0"/>	<input type="text" value="0"/>	<input type="text" value="0"/>	<input type="text" value="0"/>	<input type="text" value="0"/>	0
<u>American Indian or Alaska Native</u>	<input type="text" value="0"/>	<input type="text" value="0"/>	<input type="text" value="0"/>	<input type="text" value="0"/>	<input type="text" value="0"/>	<input type="text" value="0"/>	0
<u>Asian</u>	<input type="text" value="0"/>	<input type="text" value="0"/>	<input type="text" value="0"/>	<input type="text" value="0"/>	<input type="text" value="0"/>	<input type="text" value="0"/>	0
<u>Black or African American</u>	<input type="text" value="0"/>	<input type="text" value="0"/>	<input type="text" value="0"/>	<input type="text" value="0"/>	<input type="text" value="0"/>	<input type="text" value="0"/>	0
<u>Native Hawaiian or Other Pacific Islander</u>	<input type="text" value="0"/>	<input type="text" value="0"/>	<input type="text" value="0"/>	<input type="text" value="0"/>	<input type="text" value="0"/>	<input type="text" value="0"/>	0
<u>White</u>	<input type="text" value="0"/>	<input type="text" value="0"/>	<input type="text" value="0"/>	<input type="text" value="0"/>	<input type="text" value="0"/>	<input type="text" value="0"/>	0
Two or more races	<input type="text" value="0"/>	<input type="text" value="0"/>	<input type="text" value="0"/>	<input type="text" value="0"/>	<input type="text" value="0"/>	<input type="text" value="0"/>	0
<u>Race and ethnicity unknown</u>	<input type="text" value="0"/>	<input type="text" value="0"/>	<input type="text" value="0"/>	<input type="text" value="0"/>	<input type="text" value="0"/>	<input type="text" value="0"/>	0
Total women	0	0	0	0	0	0	0
Total (men+women)	0	0	0	0	0	0	0

Institution: University of Missouri-St Louis (178420)

User ID: 29C0011

Part A - Full-time instructional staff

**Number of full-time instructional staff with faculty status who are not on tenure track
with annual contract
by academic rank, gender, and race/ethnicity**

As of November 1, 2012

- Report Hispanic/Latino individuals of any race as Hispanic/Latino
- Report race for non-Hispanic/Latino individuals only

Gender and race/ethnicity	Professors	Associate professors	Assistant professors	Instructors	Lecturers	No academic rank	Total
Men							
<u>Nonresident alien</u>	<input type="text" value="0"/>	<input type="text" value="0"/>	<input type="text" value="2"/>	<input type="text" value="0"/>	<input type="text" value="0"/>	<input type="text" value="0"/>	2
<u>Hispanic/Latino</u>	<input type="text" value="0"/>	<input type="text" value="0"/>	<input type="text" value="1"/>	<input type="text" value="0"/>	<input type="text" value="0"/>	<input type="text" value="0"/>	1
<u>American Indian or Alaska Native</u>	<input type="text" value="0"/>	<input type="text" value="0"/>	<input type="text" value="0"/>	<input type="text" value="0"/>	<input type="text" value="0"/>	<input type="text" value="0"/>	0
<u>Asian</u>	<input type="text" value="1"/>	<input type="text" value="0"/>	<input type="text" value="1"/>	<input type="text" value="0"/>	<input type="text" value="0"/>	<input type="text" value="0"/>	2
<u>Black or African American</u>	<input type="text" value="1"/>	<input type="text" value="1"/>	<input type="text" value="0"/>	<input type="text" value="0"/>	<input type="text" value="0"/>	<input type="text" value="0"/>	2
<u>Native Hawaiian or Other Pacific Islander</u>	<input type="text" value="0"/>	<input type="text" value="0"/>	<input type="text" value="0"/>	<input type="text" value="0"/>	<input type="text" value="0"/>	<input type="text" value="0"/>	0
<u>White</u>	<input type="text" value="12"/>	<input type="text" value="15"/>	<input type="text" value="19"/>	<input type="text" value="2"/>	<input type="text" value="3"/>	<input type="text" value="4"/>	55
Two or more races	<input type="text" value="0"/>	<input type="text" value="0"/>	<input type="text" value="0"/>	<input type="text" value="0"/>	<input type="text" value="0"/>	<input type="text" value="0"/>	0
<u>Race and ethnicity unknown</u>	<input type="text" value="0"/>	<input type="text" value="0"/>	<input type="text" value="0"/>	<input type="text" value="0"/>	<input type="text" value="0"/>	<input type="text" value="0"/>	0
Total men	14	16	23	2	3	4	62
Women							
<u>Nonresident alien</u>	<input type="text" value="0"/>	<input type="text" value="0"/>	<input type="text" value="1"/>	<input type="text" value="0"/>	<input type="text" value="1"/>	<input type="text" value="1"/>	3
<u>Hispanic/Latino</u>	<input type="text" value="0"/>	<input type="text" value="0"/>	<input type="text" value="2"/>	<input type="text" value="0"/>	<input type="text" value="0"/>	<input type="text" value="0"/>	2
<u>American Indian or Alaska Native</u>	<input type="text" value="0"/>	<input type="text" value="1"/>	<input type="text" value="0"/>	<input type="text" value="0"/>	<input type="text" value="0"/>	<input type="text" value="0"/>	1
<u>Asian</u>	<input type="text" value="0"/>	<input type="text" value="0"/>	<input type="text" value="4"/>	<input type="text" value="0"/>	<input type="text" value="1"/>	<input type="text" value="0"/>	5
<u>Black or African American</u>	<input type="text" value="0"/>	<input type="text" value="2"/>	<input type="text" value="6"/>	<input type="text" value="0"/>	<input type="text" value="2"/>	<input type="text" value="0"/>	10
<u>Native Hawaiian or Other Pacific Islander</u>	<input type="text" value="0"/>	<input type="text" value="0"/>	<input type="text" value="0"/>	<input type="text" value="0"/>	<input type="text" value="0"/>	<input type="text" value="0"/>	0
<u>White</u>	<input type="text" value="14"/>	<input type="text" value="23"/>	<input type="text" value="43"/>	<input type="text" value="0"/>	<input type="text" value="16"/>	<input type="text" value="2"/>	98
Two or more races	<input type="text" value="0"/>	<input type="text" value="0"/>	<input type="text" value="0"/>	<input type="text" value="0"/>	<input type="text" value="0"/>	<input type="text" value="0"/>	0
<u>Race and ethnicity unknown</u>	<input type="text" value="0"/>	<input type="text" value="1"/>	<input type="text" value="1"/>	<input type="text" value="0"/>	<input type="text" value="0"/>	<input type="text" value="0"/>	2
Total women	14	27	57	0	20	3	121
Total (men+women)	28	43	80	2	23	7	183

Institution: University of Missouri-St Louis (178420)

User ID: 29C0011

Part A - Full-time instructional staff

**Number of full-time instructional staff with faculty status who are not on tenure track
with less than annual contract
by academic rank, gender, and race/ethnicity**

As of November 1, 2012

- Report Hispanic/Latino individuals of any race as Hispanic/Latino
- Report race for non-Hispanic/Latino individuals only

Gender and race/ethnicity	Professors	Associate professors	Assistant professors	Instructors	Lecturers	No academic rank	Total
Men							
<u>Nonresident alien</u>	<input type="text" value="0"/>	<input type="text" value="0"/>	<input type="text" value="0"/>	<input type="text" value="0"/>	<input type="text" value="0"/>	<input type="text" value="0"/>	0
<u>Hispanic/Latino</u>	<input type="text" value="0"/>	<input type="text" value="0"/>	<input type="text" value="0"/>	<input type="text" value="0"/>	<input type="text" value="0"/>	<input type="text" value="0"/>	0
<u>American Indian or Alaska Native</u>	<input type="text" value="0"/>	<input type="text" value="0"/>	<input type="text" value="0"/>	<input type="text" value="0"/>	<input type="text" value="0"/>	<input type="text" value="0"/>	0
<u>Asian</u>	<input type="text" value="0"/>	<input type="text" value="0"/>	<input type="text" value="0"/>	<input type="text" value="0"/>	<input type="text" value="0"/>	<input type="text" value="0"/>	0
<u>Black or African American</u>	<input type="text" value="0"/>	<input type="text" value="0"/>	<input type="text" value="0"/>	<input type="text" value="0"/>	<input type="text" value="0"/>	<input type="text" value="0"/>	0
<u>Native Hawaiian or Other Pacific Islander</u>	<input type="text" value="0"/>	<input type="text" value="0"/>	<input type="text" value="0"/>	<input type="text" value="0"/>	<input type="text" value="0"/>	<input type="text" value="0"/>	0
<u>White</u>	<input type="text" value="0"/>	<input type="text" value="0"/>	<input type="text" value="0"/>	<input type="text" value="1"/>	<input type="text" value="0"/>	<input type="text" value="0"/>	1
Two or more races	<input type="text" value="0"/>	<input type="text" value="0"/>	<input type="text" value="0"/>	<input type="text" value="0"/>	<input type="text" value="0"/>	<input type="text" value="0"/>	0
<u>Race and ethnicity unknown</u>	<input type="text" value="0"/>	<input type="text" value="0"/>	<input type="text" value="0"/>	<input type="text" value="0"/>	<input type="text" value="0"/>	<input type="text" value="0"/>	0
Total men	0	0	0	1	0	0	1
Women							
<u>Nonresident alien</u>	<input type="text" value="0"/>	<input type="text" value="0"/>	<input type="text" value="0"/>	<input type="text" value="0"/>	<input type="text" value="0"/>	<input type="text" value="0"/>	0
<u>Hispanic/Latino</u>	<input type="text" value="0"/>	<input type="text" value="0"/>	<input type="text" value="0"/>	<input type="text" value="0"/>	<input type="text" value="0"/>	<input type="text" value="0"/>	0
<u>American Indian or Alaska Native</u>	<input type="text" value="0"/>	<input type="text" value="0"/>	<input type="text" value="0"/>	<input type="text" value="0"/>	<input type="text" value="0"/>	<input type="text" value="0"/>	0
<u>Asian</u>	<input type="text" value="0"/>	<input type="text" value="0"/>	<input type="text" value="0"/>	<input type="text" value="0"/>	<input type="text" value="0"/>	<input type="text" value="0"/>	0
<u>Black or African American</u>	<input type="text" value="0"/>	<input type="text" value="0"/>	<input type="text" value="0"/>	<input type="text" value="0"/>	<input type="text" value="0"/>	<input type="text" value="0"/>	0
<u>Native Hawaiian or Other Pacific Islander</u>	<input type="text" value="0"/>	<input type="text" value="0"/>	<input type="text" value="0"/>	<input type="text" value="0"/>	<input type="text" value="0"/>	<input type="text" value="0"/>	0
<u>White</u>	<input type="text" value="0"/>	<input type="text" value="0"/>	<input type="text" value="0"/>	<input type="text" value="0"/>	<input type="text" value="0"/>	<input type="text" value="0"/>	0
Two or more races	<input type="text" value="0"/>	<input type="text" value="0"/>	<input type="text" value="0"/>	<input type="text" value="0"/>	<input type="text" value="0"/>	<input type="text" value="0"/>	0
<u>Race and ethnicity unknown</u>	<input type="text" value="0"/>	<input type="text" value="0"/>	<input type="text" value="0"/>	<input type="text" value="0"/>	<input type="text" value="0"/>	<input type="text" value="0"/>	0
Total women	0	0	0	0	0	0	0
Total (men+women)	0	0	0	1	0	0	1

Institution: University of Missouri-St Louis (178420)

User ID: 29C0011

Part A - Full-time instructional staff**Number of full-time instructional staff without faculty status
by gender and race/ethnicity****As of November 1, 2012**

- Report Hispanic/Latino individuals of any race as Hispanic/Latino
- Report race for non-Hispanic/Latino individuals only

Gender and race/ethnicity	Total
Men	
<u>Nonresident alien</u>	<input type="text" value="0"/>
<u>Hispanic/Latino</u>	<input type="text" value="0"/>
<u>American Indian or Alaska Native</u>	<input type="text" value="0"/>
<u>Asian</u>	<input type="text" value="0"/>
<u>Black or African American</u>	<input type="text" value="0"/>
<u>Native Hawaiian or Other Pacific Islander</u>	<input type="text" value="0"/>
<u>White</u>	<input type="text" value="0"/>
Two or more races	<input type="text" value="0"/>
<u>Race and ethnicity unknown</u>	<input type="text" value="0"/>
Total men	0
Women	
<u>Nonresident alien</u>	<input type="text" value="0"/>
<u>Hispanic/Latino</u>	<input type="text" value="0"/>
<u>American Indian or Alaska Native</u>	<input type="text" value="0"/>
<u>Asian</u>	<input type="text" value="0"/>
<u>Black or African American</u>	<input type="text" value="0"/>
<u>Native Hawaiian or Other Pacific Islander</u>	<input type="text" value="0"/>
<u>White</u>	<input type="text" value="0"/>
Two or more races	<input type="text" value="0"/>
<u>Race and ethnicity unknown</u>	<input type="text" value="0"/>
Total women	0
Total (men+women)	0

Institution: University of Missouri-St Louis (178420)

User ID: 29C0011

Part A - Full-time instructional staff

**Number of full-time instructional staff
by tenure status, and function**

As of November 1, 2012

	<u>Tenured</u>	<u>On Tenure Track</u>	<u>Not on Tenure Track</u>			Without Faculty status	Total
			<u>Multi-year contract</u>	<u>Annual contract</u>	<u>Less-than-annual contract</u>		
Total carried forward from previous screens	227	59	0	183	1	0	470
<u>Instruction</u>	225	59	0	179	1	0	464
Exclusively credit	225	59	0	179	1	0	464
Exclusively not-for-credit	0	0	0	0	0	0	0
Combined credit/not-for-credit	0	0	0	0	0	0	0
<u>Instruction/research/public service</u>	2	0	0	4	0	0	6

Institution: University of Missouri-St Louis (178420)

User ID: 29C0011

Part A - Full-time instructional staff - Totals**Total number of full-time instructional staff
by gender and race/ethnicity****As of November 1, 2012**

Race/ethnicity	Total men	Total women	Total (men+women)
<u>Nonresident alien</u>	3	5	8
<u>Hispanic/Latino</u>	4	3	7
<u>American Indian or Alaska Native</u>	1	1	2
<u>Asian</u>	26	18	44
<u>Black or African American</u>	12	24	36
<u>Native Hawaiian or Other Pacific Islander</u>	1	1	2
<u>White</u>	176	190	366
Two or more races	0	0	0
<u>Race and ethnicity unknown</u>	1	4	5
Total	224	246	470

Institution: University of Missouri-St Louis (178420)

User ID: 29C0011

Part B - Full-time non-instructional staff

**Number of full-time non-instructional staff
by occupational category, gender, and race/ethnicity**

As of November 1, 2012

- Report Hispanic/Latino individuals of any race as Hispanic/Latino
- Report race for non-Hispanic/Latino individuals only

Gender and race/ethnicity	<u>Postsecondary Teachers</u>		
	<u>Instructional Staff (carried forward from Part A)</u>	<u>Research</u>	<u>Public Service</u>
Men			
<u>Nonresident alien</u>	3	<input type="text" value="7"/>	<input type="text" value="1"/>
<u>Hispanic/Latino</u>	4	<input type="text" value="0"/>	<input type="text" value="2"/>
<u>American Indian or Alaska Native</u>	1	<input type="text" value="0"/>	<input type="text" value="0"/>
<u>Asian</u>	26	<input type="text" value="2"/>	<input type="text" value="2"/>
<u>Black or African American</u>	12	<input type="text" value="0"/>	<input type="text" value="0"/>
<u>Native Hawaiian or Other Pacific Islander</u>	1	<input type="text" value="0"/>	<input type="text" value="0"/>
<u>White</u>	176	<input type="text" value="4"/>	<input type="text" value="5"/>
Two or more races	0	<input type="text" value="0"/>	<input type="text" value="0"/>
<u>Race and ethnicity unknown</u>	1	<input type="text" value="0"/>	<input type="text" value="0"/>
Total men	224	13	10
Women			
<u>Nonresident alien</u>	5	<input type="text" value="2"/>	<input type="text" value="0"/>
<u>Hispanic/Latino</u>	3	<input type="text" value="0"/>	<input type="text" value="0"/>
<u>American Indian or Alaska Native</u>	1	<input type="text" value="0"/>	<input type="text" value="0"/>
<u>Asian</u>	18	<input type="text" value="0"/>	<input type="text" value="0"/>
<u>Black or African American</u>	24	<input type="text" value="0"/>	<input type="text" value="0"/>
<u>Native Hawaiian or Other Pacific Islander</u>	1	<input type="text" value="0"/>	<input type="text" value="0"/>
<u>White</u>	190	<input type="text" value="5"/>	<input type="text" value="8"/>
Two or more races	0	<input type="text" value="0"/>	<input type="text" value="0"/>
<u>Race and ethnicity unknown</u>	4	<input type="text" value="0"/>	<input type="text" value="0"/>
Total women	246	7	8
Total (men+women)	470	20	18

Institution: University of Missouri-St Louis (178420)

User ID: 29C0011

Part B - Full-time non-instructional staff

**Number of full-time non-instructional staff
by occupational category, gender, and race/ethnicity**

As of November 1, 2012

- Report Hispanic/Latino individuals of any race as Hispanic/Latino
- Report race for non-Hispanic/Latino individuals only

Gender and race/ethnicity	<u>Archivists, Curators, and Museum Technicians</u>	<u>Librarians</u>	<u>Library Technicians</u>	<u>Other Teachers and Instructional Support Staff</u>
Men				
<u>Nonresident alien</u>	0	0	0	0
<u>Hispanic/Latino</u>	0	1	0	0
<u>American Indian or Alaska Native</u>	0	0	0	0
<u>Asian</u>	0	0	0	0
<u>Black or African American</u>	0	0	0	1
<u>Native Hawaiian or Other Pacific Islander</u>	0	0	0	0
<u>White</u>	0	9	1	14
Two or more races	0	0	0	0
<u>Race and ethnicity unknown</u>	0	0	0	0
Total men	0	10	1	15
Women				
<u>Nonresident alien</u>	0	0	0	0
<u>Hispanic/Latino</u>	0	0	0	1
<u>American Indian or Alaska Native</u>	0	0	0	0
<u>Asian</u>	0	0	0	0
<u>Black or African American</u>	1	0	0	2
<u>Native Hawaiian or Other Pacific Islander</u>	0	0	0	0
<u>White</u>	2	8	4	9
Two or more races	0	0	0	0
<u>Race and ethnicity unknown</u>	0	0	0	0
Total women	3	8	4	12
Total (men+women)	3	18	5	27

Institution: University of Missouri-St Louis (178420)

User ID: 29C0011

Part B - Full-time non-instructional staff

**Number of full-time non-instructional staff
by occupational category, gender, and race/ethnicity**

As of November 1, 2012

- Report Hispanic/Latino individuals of any race as Hispanic/Latino
- Report race for non-Hispanic/Latino individuals only

Gender and race/ethnicity	<u>Management Occupations</u>	<u>Business and Financial Operations Occupations</u>	<u>Computer, Engineering, and Science Occupations</u>	<u>Community Service, Legal, Arts, and Media Occupations</u>	<u>Healthcare Practitioners and Technical Occupations</u>
Men					
<u>Nonresident alien</u>	<input type="text" value="0"/>	<input type="text" value="0"/>	<input type="text" value="0"/>	<input type="text" value="0"/>	<input type="text" value="0"/>
<u>Hispanic/Latino</u>	<input type="text" value="0"/>	<input type="text" value="1"/>	<input type="text" value="1"/>	<input type="text" value="1"/>	<input type="text" value="0"/>
<u>American Indian or Alaska Native</u>	<input type="text" value="0"/>	<input type="text" value="1"/>	<input type="text" value="0"/>	<input type="text" value="0"/>	<input type="text" value="0"/>
<u>Asian</u>	<input type="text" value="1"/>	<input type="text" value="0"/>	<input type="text" value="2"/>	<input type="text" value="0"/>	<input type="text" value="0"/>
<u>Black or African American</u>	<input type="text" value="10"/>	<input type="text" value="3"/>	<input type="text" value="2"/>	<input type="text" value="8"/>	<input type="text" value="0"/>
<u>Native Hawaiian or Other Pacific Islander</u>	<input type="text" value="1"/>	<input type="text" value="0"/>	<input type="text" value="0"/>	<input type="text" value="0"/>	<input type="text" value="0"/>
<u>White</u>	<input type="text" value="78"/>	<input type="text" value="14"/>	<input type="text" value="55"/>	<input type="text" value="31"/>	<input type="text" value="5"/>
<u>Two or more races</u>	<input type="text" value="0"/>	<input type="text" value="0"/>	<input type="text" value="0"/>	<input type="text" value="0"/>	<input type="text" value="0"/>
<u>Race and ethnicity unknown</u>	<input type="text" value="3"/>	<input type="text" value="0"/>	<input type="text" value="0"/>	<input type="text" value="0"/>	<input type="text" value="0"/>
Total men	93	19	60	40	5
Women					
<u>Nonresident alien</u>	<input type="text" value="0"/>	<input type="text" value="0"/>	<input type="text" value="2"/>	<input type="text" value="0"/>	<input type="text" value="0"/>
<u>Hispanic/Latino</u>	<input type="text" value="0"/>	<input type="text" value="1"/>	<input type="text" value="1"/>	<input type="text" value="2"/>	<input type="text" value="0"/>
<u>American Indian or Alaska Native</u>	<input type="text" value="0"/>	<input type="text" value="0"/>	<input type="text" value="0"/>	<input type="text" value="0"/>	<input type="text" value="0"/>
<u>Asian</u>	<input type="text" value="0"/>	<input type="text" value="0"/>	<input type="text" value="1"/>	<input type="text" value="1"/>	<input type="text" value="0"/>
<u>Black or African American</u>	<input type="text" value="24"/>	<input type="text" value="15"/>	<input type="text" value="5"/>	<input type="text" value="23"/>	<input type="text" value="1"/>
<u>Native Hawaiian or Other Pacific Islander</u>	<input type="text" value="0"/>	<input type="text" value="0"/>	<input type="text" value="0"/>	<input type="text" value="0"/>	<input type="text" value="0"/>
<u>White</u>	<input type="text" value="83"/>	<input type="text" value="30"/>	<input type="text" value="40"/>	<input type="text" value="58"/>	<input type="text" value="9"/>
<u>Two or more races</u>	<input type="text" value="0"/>	<input type="text" value="1"/>	<input type="text" value="0"/>	<input type="text" value="0"/>	<input type="text" value="0"/>
<u>Race and ethnicity unknown</u>	<input type="text" value="0"/>	<input type="text" value="0"/>	<input type="text" value="0"/>	<input type="text" value="1"/>	<input type="text" value="0"/>
Total women	107	47	49	85	10
Total (men+women)	200	66	109	125	15

Institution: University of Missouri-St Louis (178420)

User ID: 29C0011

Part B - Full-time non-instructional staff

**Number of full-time non-instructional staff
by occupational category, gender, and race/ethnicity**

As of November 1, 2012

- Report Hispanic/Latino individuals of any race as Hispanic/Latino
- Report race for non-Hispanic/Latino individuals only

Gender and race/ethnicity	<u>Service Occupations</u>	<u>Sales and Related Occupations</u>	<u>Office and Administrative Support Occupations</u>	<u>Natural Resources, Construction, and Maintenance Occupations</u>	<u>Production, Transportation, and Material Moving Occupations</u>	Grand Total (All full-time staff)
Men						
<u>Nonresident alien</u>	<input type="text" value="0"/>	<input type="text" value="0"/>	<input type="text" value="0"/>	<input type="text" value="0"/>	<input type="text" value="0"/>	11
<u>Hispanic/Latino</u>	<input type="text" value="1"/>	<input type="text" value="0"/>	<input type="text" value="0"/>	<input type="text" value="2"/>	<input type="text" value="1"/>	14
<u>American Indian or Alaska Native</u>	<input type="text" value="0"/>	<input type="text" value="0"/>	<input type="text" value="0"/>	<input type="text" value="1"/>	<input type="text" value="0"/>	3
<u>Asian</u>	<input type="text" value="0"/>	<input type="text" value="0"/>	<input type="text" value="1"/>	<input type="text" value="0"/>	<input type="text" value="0"/>	34
<u>Black or African American</u>	<input type="text" value="34"/>	<input type="text" value="1"/>	<input type="text" value="8"/>	<input type="text" value="5"/>	<input type="text" value="5"/>	89
<u>Native Hawaiian or Other Pacific Islander</u>	<input type="text" value="0"/>	<input type="text" value="0"/>	<input type="text" value="0"/>	<input type="text" value="0"/>	<input type="text" value="0"/>	2
<u>White</u>	<input type="text" value="33"/>	<input type="text" value="0"/>	<input type="text" value="26"/>	<input type="text" value="29"/>	<input type="text" value="4"/>	484
Two or more races	<input type="text" value="0"/>	<input type="text" value="0"/>	<input type="text" value="0"/>	<input type="text" value="0"/>	<input type="text" value="0"/>	0
<u>Race and ethnicity unknown</u>	<input type="text" value="0"/>	<input type="text" value="0"/>	<input type="text" value="2"/>	<input type="text" value="1"/>	<input type="text" value="0"/>	7
Total men	68	1	37	38	10	644
Women						
<u>Nonresident alien</u>	<input type="text" value="0"/>	<input type="text" value="0"/>	<input type="text" value="0"/>	<input type="text" value="0"/>	<input type="text" value="0"/>	9
<u>Hispanic/Latino</u>	<input type="text" value="3"/>	<input type="text" value="0"/>	<input type="text" value="4"/>	<input type="text" value="0"/>	<input type="text" value="0"/>	15
<u>American Indian or Alaska Native</u>	<input type="text" value="0"/>	<input type="text" value="0"/>	<input type="text" value="3"/>	<input type="text" value="0"/>	<input type="text" value="0"/>	4
<u>Asian</u>	<input type="text" value="0"/>	<input type="text" value="0"/>	<input type="text" value="3"/>	<input type="text" value="0"/>	<input type="text" value="0"/>	23
<u>Black or African American</u>	<input type="text" value="20"/>	<input type="text" value="0"/>	<input type="text" value="72"/>	<input type="text" value="0"/>	<input type="text" value="0"/>	187
<u>Native Hawaiian or Other Pacific Islander</u>	<input type="text" value="0"/>	<input type="text" value="0"/>	<input type="text" value="0"/>	<input type="text" value="0"/>	<input type="text" value="0"/>	1
<u>White</u>	<input type="text" value="16"/>	<input type="text" value="2"/>	<input type="text" value="118"/>	<input type="text" value="1"/>	<input type="text" value="1"/>	584
Two or more races	<input type="text" value="0"/>	<input type="text" value="0"/>	<input type="text" value="1"/>	<input type="text" value="0"/>	<input type="text" value="0"/>	2
<u>Race and ethnicity unknown</u>	<input type="text" value="0"/>	<input type="text" value="0"/>	<input type="text" value="2"/>	<input type="text" value="0"/>	<input type="text" value="0"/>	7

Print Forms (data)

Total women	39	2	203	1	1	832
Total (men+women)	107	3	240	39	11	1,476

Institution: University of Missouri-St Louis (178420)

User ID: 29C0011

Part B - Full-time non-instructional staff**Number of full-time non-instructional staff
by tenure status and occupational category****As of November 1, 2012**

Occupational category	Tenured	On Tenure Track	Not on Tenure Track			Without Faculty status	Total
			Multi-year contract	Annual contract	Less-than-annual contract		
<u>Postsecondary Teachers - Research</u>	4	1	0	15	0	0	20
<u>Postsecondary Teachers - Public Service</u>	1	0	0	17	0	0	18
<u>Archivists, Curators, and Museum Technicians</u>	0	0	0	0	0	3	3
<u>Librarians</u>	0	0	0	0	0	18	18
<u>Library Technicians</u>	0	0	0	0	0	5	5
<u>Other Teachers and Instructional Support Staff</u>	0	0	0	5	0	22	27
<u>Management Occupations</u>	17	0	0	1	0	182	200
<u>Business and Financial Operations Occupations</u>	0	0	0	0	0	66	66
<u>Computer, Engineering, and Science Occupations</u>	0	0	0	15	0	94	109
<u>Community Service, Legal, Arts, and Media Occupations</u>	0	0	0	0	0	125	125
<u>Healthcare Practitioners and Technical Occupations</u>	0	0	0	2	0	13	15

Institution: University of Missouri-St Louis (178420)

User ID: 29C0011

Part C - Full-time summary non-medical**Summary of full-time, non-medical school, staff
by tenure status and occupational category****As of November 1, 2012**

Occupational category	Tenured	On Tenure Track	Not on Tenure Track			Without Faculty status	Total
			Multi-year contract	Annual contract	Less-than- annual contract		
Postsecondary Teachers	232	60	0	215	1	0	508
Instruction	225	59	0	179	1	0	464
Exclusively credit	225	59	0	179	1	0	464
Exclusively not-for-credit	0	0	0	0	0	0	0
Combined credit/not-for-credit	0	0	0	0	0	0	0
Instruction/research/public service	2	0	0	4	0	0	6
Research	4	1	0	15	0	0	20
Public Service	1	0	0	17	0	0	18
Archivists, Curators, and Museum Technicians	0	0	0	0	0	3	3
Librarians	0	0	0	0	0	18	18
Library Technicians	0	0	0	0	0	5	5
Other Teachers and Instructional Support Staff	0	0	0	5	0	22	27
Management Occupations	17	0	0	1	0	182	200
Business and Financial Operations Occupations	0	0	0	0	0	66	66
Computer, Engineering, and Science Occupations	0	0	0	15	0	94	109
Community Service, Legal, Arts, and Media Occupations	0	0	0	0	0	125	125
Healthcare Practitioners and Technical Occupations	0	0	0	2	0	13	15
Service Occupations							107
Sales and Related Occupations							3
Office and Administrative Support Occupations							240
Natural Resources, Construction, and Maintenance Occupations							39
Production, Transportation, and Material Moving Occupations							11
Total							1,476

Institution: University of Missouri-St Louis (178420)

User ID: 29C0011


Part G - Salary Worksheet

Number of full-time, non-medical, instructional staff for calculation of total number of months								
As of November 1, 2012								
Gender and academic rank	9-Month Contract or Employment agreement	10-Month Contract or Employment agreement	11-Month Contract or Employment agreement	12-Month Contract or Employment agreement	Total employees for Salary reporting	Total Number of Months	Total full-time, non-medical, instructional staff from Part A	Balance (All other full-time instructional staff)
Men								
Professors	62	0	0	25	87	858	87	0
Associate professors	61	0	0	18	79	765	79	0
Assistant professors	40	0	0	7	47	444	47	0
Instructors	1	0	0	2	3	33	3	0
Lecturers	3	0	0	0	3	27	3	0
No academic rank	0	0	0	5	5	60	5	0
Total men	167	0	0	57	224	2,187	224	0
Women								
Professors	31	0	0	11	42	411	42	0
Associate professors	82	0	0	12	94	882	94	0
Assistant professors	68	0	0	17	85	816	85	0
Instructors	0	0	0	0	0	0	0	0
Lecturers	17	0	0	3	20	189	20	0
No academic rank	0	0	0	5	5	60	5	0
Total women	198	0	0	48	246	2,358	246	0
Total (men + women)	365	0	0	105	470	4,545	470	0

Institution: University of Missouri-St Louis (178420)

User ID: 29C0011



Part G - Salary outlays for full-time instructional staff**Salary outlays for full-time, non-medical, instructional staff
by gender and academic rank****As of November 1, 2012**

Gender and academic rank	Headcount (from Part G, screen 1) OR Total employees for Salary reporting	Total Number of Months (from Part G, screen 1)	 Salary Outlays	Weighted average Salaries per month
Men				
Professors	87	858	9,540,976	11,120
Associate professors	79	765	6,069,309	7,934
Assistant professors	47	444	2,799,532	6,305
Instructors	3	33	112,883	3,421
Lecturers	3	27	123,414	4,571
No academic rank	5	60	472,632	7,877
Total men	224	2,187	19,118,746	8,742
Women				
Professors	42	411	3,793,173	9,229
Associate professors	94	882	6,529,347	7,403
Assistant professors	85	816	5,037,289	6,173
Instructors	0	0	0	
Lecturers	20	189	996,982	5,275
No academic rank	5	60	383,723	6,395
Total women	246	2,358	16,740,514	7,099
Total (men + women)	470	4,545	35,859,260	7,890

Institution: University of Missouri-St Louis (178420)

User ID: 29C0011

Part G - Salary outlays for full-time non-instructional staff**Salary outlays for full-time, non-medical, non-instructional staff
by occupational category****As of November 1, 2012**

Occupational category	 Number of full-time staff	 Total salary outlays
<u>Postsecondary Teachers - Research</u>	20	1,342,299
<u>Postsecondary Teachers - Public Service</u>	18	1,279,318
<u>Library and Instructional Support Occupations</u>	53	2,423,979
<u>Management Occupations</u>	200	16,506,687
<u>Business and Financial Operations Occupations</u>	66	3,180,239
<u>Computer, Engineering, and Science Occupations</u>	109	5,376,284
<u>Community Service, Legal, Arts, and Media Occupations</u>	125	5,166,002
<u>Healthcare Practitioners and Technical Occupations</u>	15	683,318
<u>Service Occupations</u>	107	3,148,672
<u>Sales and Related Occupations</u>	3	101,105
<u>Office and Administrative Support Occupations</u>	240	8,055,941
<u>Natural Resources, Construction, and Maintenance Occupations</u>	39	1,644,626
<u>Production, Transportation, and Material Moving Occupations</u>	11	374,275

Institution: University of Missouri-St Louis (178420)

User ID: 29C0011

Part D - Part-time staff

**Number of part-time staff
by occupational category, gender, and race/ethnicity**

As of November 1, 2012

- Report Hispanic/Latino individuals of any race as Hispanic/Latino
- Report race for non-Hispanic/Latino individuals only

Gender and race/ethnicity	<u>Postsecondary Teachers</u>		
	<u>Instructional Staff</u>	<u>Research</u>	<u>Public Service</u>
Men			
<u>Nonresident alien</u>	1	0	0
<u>Hispanic/Latino</u>	0	0	0
<u>American Indian or Alaska Native</u>	1	0	0
<u>Asian</u>	4	1	1
<u>Black or African American</u>	8	0	7
<u>Native Hawaiian or Other Pacific Islander</u>	0	0	0
<u>White</u>	145	2	4
Two or more races	1	0	0
<u>Race and ethnicity unknown</u>	2	0	0
Total men	162	3	12
Women			
<u>Nonresident alien</u>	1	0	0
<u>Hispanic/Latino</u>	3	0	1
<u>American Indian or Alaska Native</u>	0	0	0
<u>Asian</u>	4	0	0
<u>Black or African American</u>	21	0	14
<u>Native Hawaiian or Other Pacific Islander</u>	0	0	0
<u>White</u>	208	0	8
Two or more races	0	0	0
<u>Race and ethnicity unknown</u>	4	0	0
Total women	241	0	23
Total (men+women)	403	3	35

Institution: University of Missouri-St Louis (178420)

User ID: 29C0011

Part D - Part-time staff

**Number of part-time non-instructional staff
by occupational category, gender, and race/ethnicity**

As of November 1, 2012

- Report Hispanic/Latino individuals of any race as Hispanic/Latino
- Report race for non-Hispanic/Latino individuals only

Gender and race/ethnicity	<u>Archivists, Curators, and Museum Technicians</u>	<u>Librarians</u>	<u>Library Technicians</u>	<u>Other Teachers and Instructional Support Staff</u>	<u>Library and Instructional Support Occupations</u>
Men					
<u>Nonresident alien</u>	<input type="text" value="0"/>	<input type="text" value="0"/>	<input type="text" value="0"/>	<input type="text" value="6"/>	6
<u>Hispanic/Latino</u>	<input type="text" value="0"/>	<input type="text" value="0"/>	<input type="text" value="0"/>	<input type="text" value="2"/>	2
<u>American Indian or Alaska Native</u>	<input type="text" value="0"/>	<input type="text" value="0"/>	<input type="text" value="0"/>	<input type="text" value="0"/>	0
<u>Asian</u>	<input type="text" value="0"/>	<input type="text" value="0"/>	<input type="text" value="0"/>	<input type="text" value="2"/>	2
<u>Black or African American</u>	<input type="text" value="0"/>	<input type="text" value="0"/>	<input type="text" value="0"/>	<input type="text" value="13"/>	13
<u>Native Hawaiian or Other Pacific Islander</u>	<input type="text" value="0"/>	<input type="text" value="0"/>	<input type="text" value="0"/>	<input type="text" value="0"/>	0
<u>White</u>	<input type="text" value="0"/>	<input type="text" value="0"/>	<input type="text" value="0"/>	<input type="text" value="37"/>	37
Two or more races	<input type="text" value="0"/>	<input type="text" value="0"/>	<input type="text" value="0"/>	<input type="text" value="1"/>	1
<u>Race and ethnicity unknown</u>	<input type="text" value="0"/>	<input type="text" value="0"/>	<input type="text" value="0"/>	<input type="text" value="1"/>	1
Total men	0	0	0	62	62
Women					
<u>Nonresident alien</u>	<input type="text" value="0"/>	<input type="text" value="0"/>	<input type="text" value="0"/>	<input type="text" value="6"/>	6
<u>Hispanic/Latino</u>	<input type="text" value="0"/>	<input type="text" value="0"/>	<input type="text" value="0"/>	<input type="text" value="4"/>	4
<u>American Indian or Alaska Native</u>	<input type="text" value="0"/>	<input type="text" value="0"/>	<input type="text" value="0"/>	<input type="text" value="0"/>	0
<u>Asian</u>	<input type="text" value="0"/>	<input type="text" value="0"/>	<input type="text" value="0"/>	<input type="text" value="4"/>	4
<u>Black or African American</u>	<input type="text" value="0"/>	<input type="text" value="0"/>	<input type="text" value="0"/>	<input type="text" value="25"/>	25
<u>Native Hawaiian or Other Pacific Islander</u>	<input type="text" value="0"/>	<input type="text" value="0"/>	<input type="text" value="0"/>	<input type="text" value="0"/>	0
<u>White</u>	<input type="text" value="0"/>	<input type="text" value="0"/>	<input type="text" value="0"/>	<input type="text" value="39"/>	39
Two or more races	<input type="text" value="0"/>	<input type="text" value="0"/>	<input type="text" value="0"/>	<input type="text" value="0"/>	0
<u>Race and ethnicity unknown</u>	<input type="text" value="0"/>	<input type="text" value="0"/>	<input type="text" value="0"/>	<input type="text" value="3"/>	3
Total women	0	0	0	81	81
Total (men+women)	0	0	0	143	143

Institution: University of Missouri-St Louis (178420)

User ID: 29C0011

Part D - Part-time staff

**Number of part-time staff
by occupational category, gender, and race/ethnicity**

As of November 1, 2012

- Report Hispanic/Latino individuals of any race as Hispanic/Latino
- Report race for non-Hispanic/Latino individuals only

Gender and race/ethnicity	<u>Management Occupations</u>	<u>Business and Financial Operations Occupations</u>	<u>Computer, Engineering, and Science Occupations</u>	<u>Community Service, Legal, Arts, and Media Occupations</u>	<u>Healthcare Practitioners and Technical Occupations</u>
Men					
<u>Nonresident alien</u>	<input type="text" value="0"/>	<input type="text" value="0"/>	<input type="text" value="0"/>	<input type="text" value="0"/>	<input type="text" value="0"/>
<u>Hispanic/Latino</u>	<input type="text" value="0"/>	<input type="text" value="0"/>	<input type="text" value="0"/>	<input type="text" value="0"/>	<input type="text" value="0"/>
<u>American Indian or Alaska Native</u>	<input type="text" value="0"/>	<input type="text" value="0"/>	<input type="text" value="0"/>	<input type="text" value="0"/>	<input type="text" value="0"/>
<u>Asian</u>	<input type="text" value="0"/>	<input type="text" value="1"/>	<input type="text" value="0"/>	<input type="text" value="0"/>	<input type="text" value="0"/>
<u>Black or African American</u>	<input type="text" value="0"/>	<input type="text" value="1"/>	<input type="text" value="0"/>	<input type="text" value="5"/>	<input type="text" value="0"/>
<u>Native Hawaiian or Other Pacific Islander</u>	<input type="text" value="0"/>	<input type="text" value="0"/>	<input type="text" value="0"/>	<input type="text" value="0"/>	<input type="text" value="0"/>
<u>White</u>	<input type="text" value="2"/>	<input type="text" value="8"/>	<input type="text" value="15"/>	<input type="text" value="30"/>	<input type="text" value="0"/>
<u>Two or more races</u>	<input type="text" value="0"/>	<input type="text" value="0"/>	<input type="text" value="0"/>	<input type="text" value="0"/>	<input type="text" value="0"/>
<u>Race and ethnicity unknown</u>	<input type="text" value="0"/>	<input type="text" value="0"/>	<input type="text" value="0"/>	<input type="text" value="0"/>	<input type="text" value="0"/>
Total men	2	10	15	35	0
Women					
<u>Nonresident alien</u>	<input type="text" value="0"/>	<input type="text" value="0"/>	<input type="text" value="0"/>	<input type="text" value="0"/>	<input type="text" value="0"/>
<u>Hispanic/Latino</u>	<input type="text" value="0"/>	<input type="text" value="0"/>	<input type="text" value="0"/>	<input type="text" value="0"/>	<input type="text" value="0"/>
<u>American Indian or Alaska Native</u>	<input type="text" value="0"/>	<input type="text" value="0"/>	<input type="text" value="0"/>	<input type="text" value="0"/>	<input type="text" value="0"/>
<u>Asian</u>	<input type="text" value="0"/>	<input type="text" value="0"/>	<input type="text" value="2"/>	<input type="text" value="1"/>	<input type="text" value="0"/>
<u>Black or African American</u>	<input type="text" value="0"/>	<input type="text" value="0"/>	<input type="text" value="2"/>	<input type="text" value="1"/>	<input type="text" value="0"/>
<u>Native Hawaiian or Other Pacific Islander</u>	<input type="text" value="0"/>	<input type="text" value="0"/>	<input type="text" value="0"/>	<input type="text" value="0"/>	<input type="text" value="0"/>
<u>White</u>	<input type="text" value="8"/>	<input type="text" value="6"/>	<input type="text" value="16"/>	<input type="text" value="33"/>	<input type="text" value="0"/>
<u>Two or more races</u>	<input type="text" value="0"/>	<input type="text" value="0"/>	<input type="text" value="1"/>	<input type="text" value="0"/>	<input type="text" value="0"/>
<u>Race and ethnicity unknown</u>	<input type="text" value="0"/>	<input type="text" value="0"/>	<input type="text" value="0"/>	<input type="text" value="0"/>	<input type="text" value="0"/>
Total women	8	6	21	35	0
Total (men+women)	10	16	36	70	0

Institution: University of Missouri-St Louis (178420)

User ID: 29C0011

Part D - Part-time staff

**Number of part-time staff
by occupational category, gender, and race/ethnicity**

As of November 1, 2012

- Report Hispanic/Latino individuals of any race as Hispanic/Latino
- Report race for non-Hispanic/Latino individuals only

Gender and race/ethnicity	<u>Service Occupations</u>	<u>Sales and Related Occupations</u>	<u>Office and Administrative Support Occupations</u>	<u>Natural Resources, Construction, and Maintenance Occupations</u>	<u>Production, Transportation, and Material Moving Occupations</u>	Grand Total (All part-time staff)
Men						
<u>Nonresident alien</u>	<input type="text" value="0"/>	<input type="text" value="0"/>	<input type="text" value="0"/>	<input type="text" value="0"/>	<input type="text" value="0"/>	7
<u>Hispanic/Latino</u>	<input type="text" value="0"/>	<input type="text" value="0"/>	<input type="text" value="0"/>	<input type="text" value="0"/>	<input type="text" value="0"/>	2
<u>American Indian or Alaska Native</u>	<input type="text" value="0"/>	<input type="text" value="0"/>	<input type="text" value="0"/>	<input type="text" value="1"/>	<input type="text" value="0"/>	2
<u>Asian</u>	<input type="text" value="0"/>	<input type="text" value="0"/>	<input type="text" value="0"/>	<input type="text" value="0"/>	<input type="text" value="0"/>	9
<u>Black or African American</u>	<input type="text" value="10"/>	<input type="text" value="1"/>	<input type="text" value="2"/>	<input type="text" value="0"/>	<input type="text" value="0"/>	47
<u>Native Hawaiian or Other Pacific Islander</u>	<input type="text" value="0"/>	<input type="text" value="0"/>	<input type="text" value="0"/>	<input type="text" value="0"/>	<input type="text" value="0"/>	0
<u>White</u>	<input type="text" value="15"/>	<input type="text" value="3"/>	<input type="text" value="4"/>	<input type="text" value="12"/>	<input type="text" value="3"/>	280
<u>Two or more races</u>	<input type="text" value="0"/>	<input type="text" value="0"/>	<input type="text" value="0"/>	<input type="text" value="0"/>	<input type="text" value="0"/>	2
<u>Race and ethnicity unknown</u>	<input type="text" value="0"/>	<input type="text" value="0"/>	<input type="text" value="0"/>	<input type="text" value="0"/>	<input type="text" value="0"/>	3
Total men	25	4	6	13	3	352
Women						
<u>Nonresident alien</u>	<input type="text" value="0"/>	<input type="text" value="0"/>	<input type="text" value="0"/>	<input type="text" value="0"/>	<input type="text" value="0"/>	7
<u>Hispanic/Latino</u>	<input type="text" value="0"/>	<input type="text" value="0"/>	<input type="text" value="0"/>	<input type="text" value="0"/>	<input type="text" value="0"/>	8
<u>American Indian or Alaska Native</u>	<input type="text" value="0"/>	<input type="text" value="0"/>	<input type="text" value="0"/>	<input type="text" value="0"/>	<input type="text" value="0"/>	0
<u>Asian</u>	<input type="text" value="0"/>	<input type="text" value="0"/>	<input type="text" value="1"/>	<input type="text" value="0"/>	<input type="text" value="0"/>	12
<u>Black or African American</u>	<input type="text" value="4"/>	<input type="text" value="2"/>	<input type="text" value="14"/>	<input type="text" value="0"/>	<input type="text" value="0"/>	83
<u>Native Hawaiian or Other Pacific Islander</u>	<input type="text" value="0"/>	<input type="text" value="0"/>	<input type="text" value="0"/>	<input type="text" value="0"/>	<input type="text" value="0"/>	0
<u>White</u>	<input type="text" value="13"/>	<input type="text" value="3"/>	<input type="text" value="30"/>	<input type="text" value="4"/>	<input type="text" value="0"/>	368
<u>Two or more races</u>	<input type="text" value="0"/>	<input type="text" value="1"/>	<input type="text" value="0"/>	<input type="text" value="0"/>	<input type="text" value="0"/>	2

<u>Race and ethnicity unknown</u>	<input type="text" value="0"/>	<input type="text" value="0"/>	<input type="text" value="0"/>	<input type="text" value="0"/>	<input type="text" value="0"/>	7
Total women	17	6	45	4	0	487
Total (men+women)	42	10	51	17	3	839

Institution: University of Missouri-St Louis (178420)

User ID: 29C0011

Part D - Graduate assistants

**Number of graduate assistants
by occupational category, gender, and race/ethnicity**

As of November 1, 2012

- Report Hispanic/Latino individuals of any race as Hispanic/Latino
- Report race for non-Hispanic/Latino individuals only

Gender and race/ethnicity	<u>Teaching</u>	<u>Research</u>	<u>Management</u>	<u>Business and Financial Operations</u>	<u>Computer, Engineering, and Science</u>	<u>Community Service, Legal, Arts, and Media</u>	<u>Library and Instructional Support</u>	<u>Healthcare Practitioners and Technical</u>	Total
Men									
<u>Nonresident alien</u>	16	14	0	0	0	0	2	0	32
<u>Hispanic/Latino</u>	1	1	0	0	0	0	1	0	3
<u>American Indian or Alaska Native</u>	1	0	0	0	0	0	0	0	1
<u>Asian</u>	3	1	0	0	0	0	0	0	4
<u>Black or African American</u>	3	0	0	0	0	0	1	0	4
<u>Native Hawaiian or Other Pacific Islander</u>	0	1	0	0	0	0	0	0	1
<u>White</u>	61	36	0	0	0	0	15	0	112
<u>Two or more races</u>	0	0	0	0	0	0	1	0	1
<u>Race and ethnicity unknown</u>	2	0	0	0	0	0	1	0	3
Total men	87	53	0	0	0	0	21	0	161
Women									
<u>Nonresident alien</u>	18	31	0	0	0	0	2	0	51
<u>Hispanic/Latino</u>	3	1	0	0	0	0	1	0	5
<u>American Indian or Alaska Native</u>	0	0	0	0	0	0	0	0	0
<u>Asian</u>	4	1	0	0	0	0	1	0	6
<u>Black or African American</u>	6	9	0	0	0	0	4	0	19
<u>Native Hawaiian or Other Pacific Islander</u>	0	0	0	0	0	0	0	0	0

<u>White</u>	66	56	0	0	0	0	20	0	142
Two or more races	0	0	0	0	0	0	0	0	0
<u>Race and ethnicity unknown</u>	0	1	0	0	0	0	2	0	3
Total women	97	99	0	0	0	0	30	0	226
Total (men+women)	184	152	0	0	0	0	51	0	387

Institution: University of Missouri-St Louis (178420)

User ID: 29C0011

Part E - Part-time staff

**Number of part-time staff
by tenure status and occupational category**

As of November 1, 2012

Occupational category	Tenured	On Tenure Track	Not on Tenure Track			Without Faculty status	Total
			Multi-year contract	Annual contract	Less-than-annual contract		
<u>Postsecondary Teachers</u>	11	3	0	5	412	10	441
<u>Instruction</u>	11	3	0	4	372	10	400
Exclusively credit	11	3	0	4	372	10	400
Exclusively not-for-credit	0	0	0	0	0	0	0
Combined credit/not-for-credit	0	0	0	0	0	0	0
<u>Instruction/research/public service</u>	0	0	0	0	3	0	3
<u>Research</u>	0	0	0	0	3	0	3
<u>Public Service</u>	0	0	0	1	34	0	35
<u>Archivists, Curators, and Museum Technicians</u>	0	0	0	0	0	0	0
<u>Librarians</u>	0	0	0	0	0	0	0
<u>Library Technicians</u>	0	0	0	0	0	0	0
<u>Other Teachers and Instructional Support Staff</u>	0	0	0	1	142	0	143
<u>Management Occupations</u>	0	0	0	0	0	10	10
<u>Business and Financial Operations Occupations</u>	0	0	0	0	0	16	16
<u>Computer, Engineering, and Science Occupations</u>	0	0	0	4	11	21	36
<u>Community Service, Legal, Arts, and Media Occupations</u>	0	0	0	0	0	70	70
<u>Healthcare Practitioners and Technical Occupations</u>	0	0	0	0	0	0	0

Institution: University of Missouri-St Louis (178420)

User ID: 29C0011

Part F - Part-time summary non-medical

**Summary of part-time staff
by tenure status and occupational category**

As of November 1, 2012

Occupational category	Tenured	On Tenure Track	Not on Tenure Track			Without Faculty status	Total
			Multi-year contract	Annual contract	Less-than- annual contract		
Postsecondary Teachers	11	3	0	5	412	10	441
Instruction	11	3	0	4	372	10	400
Exclusively credit	11	3	0	4	372	10	400
Exclusively not-for-credit	0	0	0	0	0	0	0
Combined credit/not-for-credit	0	0	0	0	0	0	0
Instruction/research/public service	0	0	0	0	3	0	3
Research	0	0	0	0	3	0	3
Public Service	0	0	0	1	34	0	35
Archivists, Curators, and Museum Technicians	0	0	0	0	0	0	0
Librarians	0	0	0	0	0	0	0
Library Technicians	0	0	0	0	0	0	0
Other Teachers and Instructional Support Staff	0	0	0	1	142	0	143
Management Occupations	0	0	0	0	0	10	10
Business and Financial Operations Occupations	0	0	0	0	0	16	16
Computer, Engineering, and Science Occupations	0	0	0	4	11	21	36
Community Service, Legal, Arts, and Media Occupations	0	0	0	0	0	70	70
Healthcare Practitioners and Technical Occupations	0	0	0	0	0	0	0
Service Occupations							42
Sales and Related Occupations							10
Office and Administrative Support Occupations							51
Natural Resources, Construction, and Maintenance Occupations							17
Production, Transportation, and Material Moving Occupations							3
Graduate Assistants							387
Teaching							184
Research							152
Management							0
Business and Financial Operations							0

Computer, Engineering, and Science		0
Community Service, Legal, Arts, and Media		0
Library and Instructional Support		51
Healthcare Practitioners and Technical		0
Total		1,226

Institution: University of Missouri-St Louis (178420)

User ID: 29C0011

Part H - New Hires - Full-time instructional staff**Number of newly hired full-time permanent instructional staff
by tenure status, gender, and race/ethnicity****(Hired full time between July 1 and October 31, 2012 and
still on payroll of the institution as of November 1, 2012)**

- Report Hispanic/Latino individuals of any race as Hispanic/Latino
- Report race for non-Hispanic/Latino individuals only

Gender and race/ethnicity	Tenured	On Tenure Track	Not on Tenure Track			Without Faculty status	Total
			Multi-year contract	Annual contract	Less-than-annual contract		
Men							
Nonresident alien	<input type="text" value="0"/>	<input type="text" value="0"/>	<input type="text" value="0"/>	<input type="text" value="2"/>	<input type="text" value="0"/>	<input type="text" value="0"/>	2
Hispanic/Latino	<input type="text" value="0"/>	<input type="text" value="1"/>	<input type="text" value="0"/>	<input type="text" value="0"/>	<input type="text" value="0"/>	<input type="text" value="0"/>	1
American Indian or Alaska Native	<input type="text" value="0"/>	<input type="text" value="0"/>	<input type="text" value="0"/>	<input type="text" value="0"/>	<input type="text" value="0"/>	<input type="text" value="0"/>	0
Asian	<input type="text" value="1"/>	<input type="text" value="1"/>	<input type="text" value="0"/>	<input type="text" value="0"/>	<input type="text" value="0"/>	<input type="text" value="0"/>	2
Black or African American	<input type="text" value="0"/>	<input type="text" value="0"/>	<input type="text" value="0"/>	<input type="text" value="0"/>	<input type="text" value="0"/>	<input type="text" value="0"/>	0
Native Hawaiian or Other Pacific Islander	<input type="text" value="0"/>	<input type="text" value="0"/>	<input type="text" value="0"/>	<input type="text" value="0"/>	<input type="text" value="0"/>	<input type="text" value="0"/>	0
White	<input type="text" value="0"/>	<input type="text" value="6"/>	<input type="text" value="0"/>	<input type="text" value="3"/>	<input type="text" value="0"/>	<input type="text" value="0"/>	9
Two or more races	<input type="text" value="0"/>	<input type="text" value="0"/>	<input type="text" value="0"/>	<input type="text" value="0"/>	<input type="text" value="0"/>	<input type="text" value="0"/>	0
Race and ethnicity unknown	<input type="text" value="0"/>	<input type="text" value="0"/>	<input type="text" value="0"/>	<input type="text" value="0"/>	<input type="text" value="0"/>	<input type="text" value="0"/>	0
Total men	1	8	0	5	0	0	14
Women							
Nonresident alien	<input type="text" value="0"/>	<input type="text" value="0"/>	<input type="text" value="0"/>	<input type="text" value="0"/>	<input type="text" value="0"/>	<input type="text" value="0"/>	0
Hispanic/Latino	<input type="text" value="0"/>	<input type="text" value="0"/>	<input type="text" value="0"/>	<input type="text" value="0"/>	<input type="text" value="0"/>	<input type="text" value="0"/>	0
American Indian or Alaska Native	<input type="text" value="0"/>	<input type="text" value="0"/>	<input type="text" value="0"/>	<input type="text" value="0"/>	<input type="text" value="0"/>	<input type="text" value="0"/>	0
Asian	<input type="text" value="0"/>	<input type="text" value="0"/>	<input type="text" value="0"/>	<input type="text" value="0"/>	<input type="text" value="0"/>	<input type="text" value="0"/>	0
Black or African American	<input type="text" value="0"/>	<input type="text" value="0"/>	<input type="text" value="0"/>	<input type="text" value="1"/>	<input type="text" value="0"/>	<input type="text" value="0"/>	1
Native Hawaiian or Other Pacific Islander	<input type="text" value="0"/>	<input type="text" value="0"/>	<input type="text" value="0"/>	<input type="text" value="0"/>	<input type="text" value="0"/>	<input type="text" value="0"/>	0
White	<input type="text" value="0"/>	<input type="text" value="4"/>	<input type="text" value="0"/>	<input type="text" value="13"/>	<input type="text" value="0"/>	<input type="text" value="0"/>	17
Two or more races	<input type="text" value="0"/>	<input type="text" value="0"/>	<input type="text" value="0"/>	<input type="text" value="0"/>	<input type="text" value="0"/>	<input type="text" value="0"/>	0
Race and ethnicity unknown	<input type="text" value="0"/>	<input type="text" value="0"/>	<input type="text" value="0"/>	<input type="text" value="0"/>	<input type="text" value="0"/>	<input type="text" value="0"/>	0
Total women	0	4	0	14	0	0	18
Total (men+women)	1	12	0	19	0	0	32

Institution: University of Missouri-St Louis (178420)

User ID: 29C0011

Part H - New Hires - Full-time staff

**Number of newly hired full-time staff
by occupational category, gender, and race/ethnicity**
**(Hired full time between July 1 and October 31, 2012 and
still on payroll of the institution as of November 1, 2012)**

- Report Hispanic/Latino individuals of any race as Hispanic/Latino
- Report race for non-Hispanic/Latino individuals only

Gender and race/ethnicity	Instructional Staff (carried forward from Part H, screen 1)	Postsecondary Teachers		Library and Instructional Support Occupations
		Research	Public Service	
Men				
<u>Nonresident alien</u>	2	<input type="text" value="0"/>	<input type="text" value="0"/>	<input type="text" value="0"/>
<u>Hispanic/Latino</u>	1	<input type="text" value="0"/>	<input type="text" value="1"/>	<input type="text" value="0"/>
<u>American Indian or Alaska Native</u>	0	<input type="text" value="0"/>	<input type="text" value="0"/>	<input type="text" value="0"/>
<u>Asian</u>	2	<input type="text" value="1"/>	<input type="text" value="0"/>	<input type="text" value="0"/>
<u>Black or African American</u>	0	<input type="text" value="0"/>	<input type="text" value="0"/>	<input type="text" value="1"/>
<u>Native Hawaiian or Other Pacific Islander</u>	0	<input type="text" value="0"/>	<input type="text" value="0"/>	<input type="text" value="0"/>
<u>White</u>	9	<input type="text" value="0"/>	<input type="text" value="0"/>	<input type="text" value="4"/>
Two or more races	0	<input type="text" value="0"/>	<input type="text" value="0"/>	<input type="text" value="0"/>
<u>Race and ethnicity unknown</u>	0	<input type="text" value="0"/>	<input type="text" value="0"/>	<input type="text" value="0"/>
Total men	14	1	1	5
Women				
<u>Nonresident alien</u>	0	<input type="text" value="0"/>	<input type="text" value="0"/>	<input type="text" value="0"/>
<u>Hispanic/Latino</u>	0	<input type="text" value="0"/>	<input type="text" value="0"/>	<input type="text" value="1"/>
<u>American Indian or Alaska Native</u>	0	<input type="text" value="0"/>	<input type="text" value="0"/>	<input type="text" value="0"/>
<u>Asian</u>	0	<input type="text" value="0"/>	<input type="text" value="0"/>	<input type="text" value="0"/>
<u>Black or African American</u>	1	<input type="text" value="0"/>	<input type="text" value="0"/>	<input type="text" value="1"/>
<u>Native Hawaiian or Other Pacific Islander</u>	0	<input type="text" value="0"/>	<input type="text" value="0"/>	<input type="text" value="0"/>
<u>White</u>	17	<input type="text" value="1"/>	<input type="text" value="1"/>	<input type="text" value="1"/>
Two or more races	0	<input type="text" value="0"/>	<input type="text" value="0"/>	<input type="text" value="0"/>
<u>Race and ethnicity unknown</u>	0	<input type="text" value="0"/>	<input type="text" value="0"/>	<input type="text" value="0"/>
Total women	18	1	1	3
Total (men+women)	32	2	2	8

Institution: University of Missouri-St Louis (178420)

User ID: 29C0011

Part H - New Hires - Full-time non-instructional staff

**Number of newly hired full-time non-instructional staff
by occupational category, gender, and race/ethnicity**

**(Hired full time between July 1 and October 31, 2012 and
still on payroll of the institution as of November 1, 2012)**

- Report Hispanic/Latino individuals of any race as Hispanic/Latino
- Report race for non-Hispanic/Latino individuals only

Gender and race/ethnicity	<u>Management Occupations</u>	<u>Business and Financial Operations Occupations</u>	<u>Computer, Engineering, and Science Occupations</u>	<u>Community Service, Legal, Arts, and Media Occupations</u>	<u>Healthcare Practitioners and Technical Occupations</u>
Men					
<u>Nonresident alien</u>	<input type="text" value="0"/>	<input type="text" value="0"/>	<input type="text" value="0"/>	<input type="text" value="0"/>	<input type="text" value="0"/>
<u>Hispanic/Latino</u>	<input type="text" value="0"/>	<input type="text" value="0"/>	<input type="text" value="0"/>	<input type="text" value="0"/>	<input type="text" value="0"/>
<u>American Indian or Alaska Native</u>	<input type="text" value="0"/>	<input type="text" value="0"/>	<input type="text" value="0"/>	<input type="text" value="0"/>	<input type="text" value="0"/>
<u>Asian</u>	<input type="text" value="0"/>	<input type="text" value="0"/>	<input type="text" value="0"/>	<input type="text" value="0"/>	<input type="text" value="0"/>
<u>Black or African American</u>	<input type="text" value="0"/>	<input type="text" value="1"/>	<input type="text" value="0"/>	<input type="text" value="0"/>	<input type="text" value="0"/>
<u>Native Hawaiian or Other Pacific Islander</u>	<input type="text" value="0"/>	<input type="text" value="0"/>	<input type="text" value="0"/>	<input type="text" value="0"/>	<input type="text" value="0"/>
<u>White</u>	<input type="text" value="0"/>	<input type="text" value="2"/>	<input type="text" value="2"/>	<input type="text" value="2"/>	<input type="text" value="1"/>
Two or more races	<input type="text" value="0"/>	<input type="text" value="0"/>	<input type="text" value="0"/>	<input type="text" value="0"/>	<input type="text" value="0"/>
<u>Race and ethnicity unknown</u>	<input type="text" value="0"/>	<input type="text" value="0"/>	<input type="text" value="0"/>	<input type="text" value="0"/>	<input type="text" value="0"/>
Total men	0	3	2	2	1
Women					
<u>Nonresident alien</u>	<input type="text" value="0"/>	<input type="text" value="0"/>	<input type="text" value="1"/>	<input type="text" value="0"/>	<input type="text" value="0"/>
<u>Hispanic/Latino</u>	<input type="text" value="0"/>	<input type="text" value="0"/>	<input type="text" value="0"/>	<input type="text" value="0"/>	<input type="text" value="0"/>
<u>American Indian or Alaska Native</u>	<input type="text" value="0"/>	<input type="text" value="0"/>	<input type="text" value="0"/>	<input type="text" value="0"/>	<input type="text" value="0"/>
<u>Asian</u>	<input type="text" value="0"/>	<input type="text" value="0"/>	<input type="text" value="0"/>	<input type="text" value="0"/>	<input type="text" value="0"/>
<u>Black or African American</u>	<input type="text" value="0"/>	<input type="text" value="1"/>	<input type="text" value="0"/>	<input type="text" value="1"/>	<input type="text" value="0"/>
<u>Native Hawaiian or Other Pacific Islander</u>	<input type="text" value="0"/>	<input type="text" value="0"/>	<input type="text" value="0"/>	<input type="text" value="0"/>	<input type="text" value="0"/>
<u>White</u>	<input type="text" value="3"/>	<input type="text" value="0"/>	<input type="text" value="5"/>	<input type="text" value="6"/>	<input type="text" value="3"/>
Two or more races	<input type="text" value="0"/>	<input type="text" value="0"/>	<input type="text" value="0"/>	<input type="text" value="0"/>	<input type="text" value="0"/>
<u>Race and ethnicity unknown</u>	<input type="text" value="0"/>	<input type="text" value="0"/>	<input type="text" value="0"/>	<input type="text" value="0"/>	<input type="text" value="0"/>
Total women	3	1	6	7	3

Total (men+women)	3	4	8	9	4
------------------------------	---	---	---	---	---

Institution: University of Missouri-St Louis (178420)

User ID: 29C0011

Part H - New Hires - Full-time non-instructional staff and Total New Hires

**Number of newly hired full-time non-instructional staff and Total new hires
by occupational category, gender, and race/ethnicity**

**(Hired full time between July 1 and October 31, 2012 and
still on payroll of the institution as of November 1, 2012)**

- Report Hispanic/Latino individuals of any race as Hispanic/Latino
- Report race for non-Hispanic/Latino individuals only

Gender and race/ethnicity	<u>Service Occupations</u>	<u>Sales and Related Occupations</u>	<u>Office and Administrative Support Occupations</u>	<u>Natural Resources, Construction, and Maintenance Occupations</u>	<u>Production, Transportation, and Material Moving Occupations</u>	Grand Total (All full-time new hires)
Men						
<u>Nonresident alien</u>	<input type="text" value="0"/>	<input type="text" value="0"/>	<input type="text" value="0"/>	<input type="text" value="0"/>	<input type="text" value="0"/>	2
<u>Hispanic/Latino</u>	<input type="text" value="1"/>	<input type="text" value="0"/>	<input type="text" value="0"/>	<input type="text" value="0"/>	<input type="text" value="0"/>	3
<u>American Indian or Alaska Native</u>	<input type="text" value="0"/>	<input type="text" value="0"/>	<input type="text" value="0"/>	<input type="text" value="0"/>	<input type="text" value="0"/>	0
<u>Asian</u>	<input type="text" value="0"/>	<input type="text" value="0"/>	<input type="text" value="0"/>	<input type="text" value="0"/>	<input type="text" value="0"/>	3
<u>Black or African American</u>	<input type="text" value="0"/>	<input type="text" value="0"/>	<input type="text" value="1"/>	<input type="text" value="0"/>	<input type="text" value="0"/>	3
<u>Native Hawaiian or Other Pacific Islander</u>	<input type="text" value="0"/>	<input type="text" value="0"/>	<input type="text" value="0"/>	<input type="text" value="0"/>	<input type="text" value="0"/>	0
<u>White</u>	<input type="text" value="0"/>	<input type="text" value="0"/>	<input type="text" value="0"/>	<input type="text" value="0"/>	<input type="text" value="0"/>	20
Two or more races	<input type="text" value="0"/>	<input type="text" value="0"/>	<input type="text" value="0"/>	<input type="text" value="0"/>	<input type="text" value="0"/>	0
<u>Race and ethnicity unknown</u>	<input type="text" value="0"/>	<input type="text" value="0"/>	<input type="text" value="0"/>	<input type="text" value="0"/>	<input type="text" value="0"/>	0
Total men	1	0	1	0	0	31
Women						
<u>Nonresident alien</u>	<input type="text" value="0"/>	<input type="text" value="0"/>	<input type="text" value="0"/>	<input type="text" value="0"/>	<input type="text" value="0"/>	1
<u>Hispanic/Latino</u>	<input type="text" value="0"/>	<input type="text" value="0"/>	<input type="text" value="0"/>	<input type="text" value="0"/>	<input type="text" value="0"/>	1
<u>American Indian or Alaska Native</u>	<input type="text" value="0"/>	<input type="text" value="0"/>	<input type="text" value="0"/>	<input type="text" value="0"/>	<input type="text" value="0"/>	0
<u>Asian</u>	<input type="text" value="0"/>	<input type="text" value="0"/>	<input type="text" value="0"/>	<input type="text" value="0"/>	<input type="text" value="0"/>	0
<u>Black or African American</u>	<input type="text" value="1"/>	<input type="text" value="0"/>	<input type="text" value="3"/>	<input type="text" value="0"/>	<input type="text" value="0"/>	8
<u>Native Hawaiian or Other Pacific Islander</u>	<input type="text" value="0"/>	<input type="text" value="0"/>	<input type="text" value="0"/>	<input type="text" value="0"/>	<input type="text" value="0"/>	0
<u>White</u>	<input type="text" value="3"/>	<input type="text" value="0"/>	<input type="text" value="4"/>	<input type="text" value="0"/>	<input type="text" value="0"/>	44
Two or more races	<input type="text" value="0"/>	<input type="text" value="0"/>	<input type="text" value="0"/>	<input type="text" value="0"/>	<input type="text" value="0"/>	0

<u>Race and ethnicity unknown</u>	<input type="text" value="0"/>	<input type="text" value="0"/>	<input type="text" value="0"/>	<input type="text" value="0"/>	<input type="text" value="0"/>	0
Total women	4	0	7	0	0	54
Total (men+women)	5	0	8	0	0	85

Institution: University of Missouri-St Louis (178420)

User ID: 29C0011

Human Resources Survey Evaluation

Were any staff members difficult to categorize? If so, please explain in the box below.

<div data-bbox="50 218 1317 268" style="border: 1px solid black; height: 24px;"></div> <div data-bbox="50 268 1317 485" style="border: 1px solid black; height: 103px;"></div>
--

Institution: University of Missouri-St Louis (178420)

User ID: 29C0011

Prepared by

This survey component was prepared by:

<input checked="" type="radio"/>	Keyholder	<input type="radio"/>	SFA Contact	<input type="radio"/>	HR Contact	<input type="radio"/>	Finance Contact	<input type="radio"/>	Other
Name:	<input type="text" value="Randy Sade"/>								
Email:	<input type="text" value="SadeR@umsystem.edu"/>								

How long did it take to prepare this survey component?	<input type="text" value="75"/>	hours	<input type="text" value="0"/>	minutes
--	---------------------------------	-------	--------------------------------	---------

The name of the preparer is being collected so that we can follow up with the appropriate person in the event that there are questions concerning the data. The Keyholder will be copied on all email correspondence to other preparers.

The time it took to prepare this component is being collected so that we can continue to improve our estimate of the reporting burden associated with IPEDS. Please include in your estimate the time it took for you to review instructions, query and search data sources, complete and review the component, and submit the data through the Data Collection System.

Thank you for your assistance.

Institution: University of Missouri-St Louis (178420)

User ID: 29C0011

Summary

Human Resources Component Summary (Applicable to Degree-granting institutions and Related Administrative Offices)

IPEDS collects important information regarding your institution. All data reported in IPEDS survey components become available in the IPEDS Data Center and appear as aggregated data in various Department of Education reports. Additionally, some of the reported data appears specifically for your institution through the College Navigator website and is included in your institution's Data Feedback Report (DFR). The purpose of this summary is to provide you an opportunity to view some of the data that, when accepted through the IPEDS quality control process, will appear on the College Navigator website and/or your DFR. College Navigator is updated approximately three months after the data collection period closes and Data Feedback Reports will be available through the ExPT and sent to your institution's CEO in November 2013.

Please review your data for accuracy. If you have questions about the data displayed below after reviewing the data reported on the survey screens, please contact the IPEDS Help Desk at: 1-877-225-2568 or ipedshelp@rti.org.

Number of staff by employment status and occupational category: Fall 2012			
Occupational category	Reported values		FTE staff
	Number of full-time staff	Number of part-time staff	
Total number of staff	1,476	839	1,756
Postsecondary Teachers	508	441	655
Instructional Staff	470	403	604
Instruction	464	400	597
Exclusively credit	464	400	597
Exclusively not-for-credit	0	0	0
Combined credit/not-for-credit	0	0	0
Instruction/research/public service	6	3	7
Research	20	3	21
Public Service	18	35	30
Library and Instructional Support Occupations	53	143	101
Librarians, Curators, and Archivists	26	0	26
Archivists, Curators, and Museum Technicians	3	0	3
Librarians	18	0	18
Library Technicians	5	0	5
Other Teachers and Instructional Support Staff	27	143	75
Management Occupations	200	10	203
Business and Financial Operations Occupations	66	16	71
Computer, Engineering, and Science Occupations	109	36	121
Community Service, Legal, Arts, and Media Occupations	125	70	148
Healthcare Practitioners and Technical Occupations	15	0	15
Service Occupations	107	42	121
Sales and Related Occupations	3	10	6
Office and Administrative Support Occupations	240	51	257
Natural Resources, Construction, and Maintenance Occupations	39	17	45

Production, Transportation, and Material Moving Occupations

11

3

12

NOTE: Full-time-equivalent (FTE) staff is calculated by summing the total number of full-time staff and adding one-third of the total number of part-time staff. Graduate assistants are not included in the above figures. Many of the FTE figures may be included in the DFR.

**Salaries of full-time instructional staff by contract length and academic rank:
Academic year 2012-13**

Academic rank	Full-time instructional staff				Total employees for Salary reporting	Total Number of Months	Salary Outlays	Weighted average Salaries per month
	9-month contracts	10-month contracts	11-month contracts	12-month contracts				
All Ranks	365			105	470	4,545	\$35,859,260	\$7,890
Professor	93			36	129	1,269	\$13,334,149	\$10,508
Associate professor	143			30	173	1,647	\$12,598,656	\$7,649
Assistant professor	108			24	132	1,260	\$7,836,821	\$6,220
Instructor	1			2	3	33	\$112,883	\$3,421
Lecturer	20			3	23	216	\$1,120,396	\$5,187
No academic rank				10	10	120	\$856,355	\$7,136

NOTE: The above data are based on the Salary outlays part of the IPEDS HR component. The Weighted average salaries per month of full-time instructional staff by academic rank are calculated by adding the salary outlays reported for Men plus Women by academic rank [reported on the Part G, Salary outlays screen] then dividing the sum by the "Total Number of Months" for Men plus Women by academic rank [calculated from data reported on the Part G, Salary Worksheet screen]. Salaries of full-time instructional staff on less-than-9-month contracts are not collected. Also, salaries of medical school staff are not collected. The weighted average salaries per month may be included in the DFR.

Institution: University of Missouri-St Louis (178420)

User ID: 29C0011

Edit Report

Human Resources

University of Missouri-St Louis (178420)

There are no errors for the selected survey and institution.