

Student Financial Aid 2013-14

2012-13 Data

Institution: Missouri University of Science and Technology (178411)

User ID: 29C0011

**Overview**

**IPEDS Student Financial Aid Component Overview**  
**Public Academic Reporters**

Welcome to the Student Financial Aid (SFA) component of the U.S. Department of Education's Integrated Postsecondary Education Data System (IPEDS). The purpose of the SFA component is to collect information about financial aid provided to various groups of undergraduate students at your institution.

**Changes to This Year's SFA Component**

- Revisions to Cost of Attendance used to calculate the Net Price of Attendance can now be made in this component.

**Data Reporting Reminders****Groups**

Throughout this component, you will be asked to report information for different groups of students.

- **Group 1:** All undergraduate students
- **Group 2:** Of Group 1, full-time, first-time degree/certificate-seeking students
- **Group 3:** Of Group 2, students who paid the in-state/in-district tuition rate and were awarded any grant/scholarship aid from the federal government, state/local government, or the institution
- **Group 4:** Of Group 2, students who paid the in-state/in-district tuition rate and were awarded any Title IV federal student aid

Consult the instructions and screens to make sure you are reporting the correct aid amounts for the correct groups of students.

**College Affordability and Transparency Lists**

Net price amounts calculated in SFA will be used to populate the Department's College Affordability and Transparency lists.

**Interactive Edits and Error Messages**

SFA contains interactive edits that will check for blank fields, invalid values, or values that fall outside expected ranges. Some error messages will require you to confirm or explain the values that you entered. Some error messages are fatal and will require you to contact the IPEDS Help Desk at 1-877-225-2568 for resolution.

**Context Boxes**

You will find optional text boxes throughout SFA. Context boxes allow you to provide more information about the data you enter. Some of these context boxes may be made available to the public on College Navigator, so make sure that the information you enter can be understood easily by students, parents, and the general public.

**Resources**

To download the survey materials for this component: [Survey Materials](#)

To access your prior year data submission for this component: [Reported Data](#)

If you have questions about completing this component, please contact the **IPEDS Help Desk at 1-877-225-2568**.


Institution: Missouri University of Science and Technology (178411)

User ID: 29C0011

**Part A****Part A - Establish Your Groups**

Part A establishes the number of students in various groups. Note that the numbers on this screen will be carried forward to other parts of the Student Financial Aid component.

In the fields below, report the number of students in each of the following groups.

		 Fall 2012	<b>YOUR PRIOR YEAR DATA</b> Fall 2011
01.	<b>Group 1</b> All <u>undergraduate</u> students	5,841	5,671
02.	<b>Group 2</b> Of those in Group 1, those who are <u>full-time, first-time</u> degree/certificate-seeking	1,119	1,090
	<b>02a.</b> Of those in Group 2, those who were awarded any <u>Federal Work Study, loans to students</u> , or grant or scholarship aid from the federal government, state/local government, the institution, or other sources known to the institution	1,088	1,048
	<b>02b.</b> Of those in Group 2, those who were awarded any <u>loans to students</u> or grant or scholarship aid from the federal government, state/local government, or the institution	1,079	1,041
03.	<b>Group 3</b> Of those in Group 2, those who paid the in-state or in-district tuition rate and were awarded grant or scholarship aid from the federal government, state/local government, or the institution	805	789
04.	<b>Group 4</b> Of those in Group 2, those who paid the in-state or in-district tuition rate and were awarded any <u>Title IV federal student aid</u>	553	550

Institution: Missouri University of Science and Technology (178411)

User ID: 29C0011

**Part B**

**Part B - Enter Information About Group 1**

Part B includes information about Group 1. Group 1 students are all undergraduate students enrolled in Fall 2012.


For this part, report:

For These Students	The Following Type(s) of Aid	Awarded in This Period
<ul style="list-style-type: none"> <li>All undergraduate students enrolled in Fall 2012</li> </ul>	<ul style="list-style-type: none"> <li>Grant or scholarship aid from the federal government</li> <li>Grant or scholarship aid from state/local government</li> <li>Grant or scholarship aid from the institution</li> <li>Grant or scholarship aid from other sources known to the institution</li> <li>Loans to students from the federal government</li> </ul>	<ul style="list-style-type: none"> <li>Any time during academic year 2012-13</li> </ul>

In the fields below, report the number of Group 1 students and the total amount of aid awarded to these students for each type of aid.

Information from Part A:	Fall 2012
<b>Group 1</b> All undergraduate students (This number is carried forward from Part A, Line 01.)	5,841

Aid Type	2012-13			
	Number of Group 1 students who were awarded aid	Percentage of Group 1 students who were awarded aid	Total amount of aid awarded to Group 1 students	Average amount of aid awarded to Group 1 students
01. Grant or scholarship aid from the federal government, state/local government, the institution, and other sources known to the institution	4,588	79	33,856,523	7,379
02. Pell grants	1,511	26	5,942,556	3,933
03. Federal student loans	3,155	54	21,205,039	6,721

 You may use the space below to provide context for data you've reported above. These context notes may be posted on the College Navigator website and should be written to be understood by students and parents.

Institution: Missouri University of Science and Technology (178411)

User ID: 29C0011

**Part C, Page 1**

**Part C, Page 1 - Enter Information about Group 2**

Part C includes information about Group 2. Group 2 students are all full-time, first-time degree/certificate-seeking undergraduate students enrolled in Fall 2012.

**In the fields below, report the number of Group 2 students paying in-district, in-state, and out-of-state tuition rates. If your institution does not offer different rates, report all students as paying in-state tuition rates.**

Information from Part A:			Fall 2012		
<b>Group 2</b> Full-time, first-time degree/certificate-seeking undergraduates (This number is carried forward from Part A, Line 02)			1,119		
<b>Group 2 students:</b>					<b>YOUR PRIOR YEAR DATA</b>
			<b>Fall 2012</b>		<b>Fall 2011</b>
			<b>Number of Group 2 students</b>	<b>Percentage of Group 2 students</b>	<b>Percentage of Group 2 students</b>
<b>01.</b>	<b>01a.</b>	<u>paying in-district tuition rates</u>	<input type="text" value="0"/>	0	<b>0</b>
	<b>01b.</b>	<u>paying in-state tuition rates</u>	<input type="text" value="856"/>	76	<b>80</b>
	<b>01c.</b>	<u>paying out-of-state tuition rates</u>	<input type="text" value="263"/>	24	<b>20</b>
	<b>01d.</b>	Unknown (calculated value) This value is calculated using the following formula: [A02-(C01a+C01b+C01c)]	0	0	<b>0</b>

Institution: Missouri University of Science and Technology (178411)

User ID: 29C0011

**Part C, Page 2**

**Part C, Page 2 - Enter Information about Group 2**

Part C includes financial aid information about Group 2. Group 2 students are all full-time, first-time degree/certificate-seeking undergraduate students enrolled in Fall 2012.

For this part, report:


For These Students	The Following Type(s) of Aid	Awarded in This Period
<ul style="list-style-type: none"> <li>Full-time, first-time degree/certificate-seeking undergraduate students enrolled in Fall 2012</li> </ul>	<ul style="list-style-type: none"> <li>Grant or scholarship aid from the federal government</li> <li>Grant or scholarship aid from state/local government</li> <li>Grant or scholarship aid from the institution</li> <li>Loans to students from the federal government and from other sources, including private or other loans</li> <li>Do <u>not</u> include grant or scholarship aid from private or other sources</li> <li>Do <u>not</u> include PLUS loans or loans made to anyone other than the student</li> </ul>	<ul style="list-style-type: none"> <li>Any time during academic year 2012-13</li> <li>For program reporters, this is the aid year period from July 1, 2012 through June 30, 2013.</li> </ul>

In the fields below, report the number of Group 2 students and the total amount of aid awarded to these students for each type of aid. Enter unduplicated student counts within a category (e.g., Pell grants). However, a student can appear in more than one aid category.

Information from Part A:	Fall 2012
<b>Group 2</b> Full-time, first-time degree/certificate-seeking undergraduates (This number is carried forward from Part A, Line 02)	1,119
<b>Group 2a</b> Of those in Group 2, those who were awarded any Federal Work Study, loans to students, or grant or scholarship aid from the federal government, state/local government, the institution, or other sources known to the institution (This number is carried forward from Part A, Line 02a)	1,088
<b>Group 2b</b> Of those in Group 2, those who were awarded any loans to students or grant or scholarship aid from the federal government, state/local government, or the institution (This number is carried forward from Part A, Line 02b)	1,079
<b>Group 3</b> Of those in Group 2, those who were awarded grant or scholarship aid from the federal government, state/local government, or the institution	805

Aid Type	YOUR PRIOR YEAR DATA			
	Fall 2012			
	Number of Group 2 students	Percentage of Group 2 students who	Total amount of aid awarded	Average amount of aid
				Fall 2011
				Average amount of aid

		who were awarded aid	were awarded aid	to Group 2 students	awarded to Group 2 students	awarded to Group 2 students	
<b>01.</b>	Grants or scholarships from the federal government, state/local government, or the institution		1,049	94	8,824,186	8,412	<b>7,744</b>
<b>02.</b>	<u>Federal grants</u>		268	24	1,122,564	4,189	<b>4,027</b>
	<b>02a.</b>	<u>Pell grants</u>	268	24	1,085,364	4,050	<b>3,893</b>
	<b>02b.</b>	<u>Other federal grants</u>	92	8	37,200	404	<b>383</b>
<b>03.</b>	<u>State/local government grants or scholarships (grants/scholarships/waivers)</u>		515	46	824,453	1,601	<b>1,405</b>
<b>04.</b>	<u>Institutional grants or scholarships (scholarships/fellowships)</u>		1,023	91	6,877,169	6,723	<b>6,215</b>
<b>05.</b>	<u>Loans to students</u>		655	59	4,322,830	6,600	<b>6,700</b>
	<b>05a.</b>	Federal loans	641	57	3,624,808	5,655	<b>5,584</b>
	<b>05b.</b>	Other loans (including private loans)	118	11	698,022	5,915	<b>5,814</b>

 You may use the space below to provide context for the data you've reported above. These context notes may be posted on the College Navigator website and should be written to be understood by students and parents. For example, institutions may report here other sources of private aid not included in the categories above.

Institution: Missouri University of Science and Technology (178411)

User ID: 29C0011

**Cost of Attendance****Cost of attendance for full-time, first-time undergraduate students:**

Please enter the amounts requested below. These data will be made available to the public on College Navigator. If your institution participates in any Title IV programs (Pell, Stafford, etc.), you must complete all information. *Estimates of expenses for books and supplies, room and board, and other expenses are those from the **Cost of Attendance report** used by the financial aid office in determining financial need. Please talk to your financial aid office to get these numbers, to ensure that you are reporting correctly.*

These numbers are carried forward from Institutional Characteristics and should only be changed if an error was made in the reporting.

Charges for full academic year		2010-11	2011-12	2012-13
<b>Published <u>tuition</u> and <u>required fees</u>:</b>				
<u>In-district</u>				
	Tuition	7,368	7,848	8,082
	Required fees	1,160	1,236	1,268
	Tuition + fees total	8,528	9,084	9,350
<u>In-state</u>				
	Tuition	7,368	7,848	8,082
	Required fees	1,160	1,236	1,268
	Tuition + fees total	8,528	9,084	9,350
<u>Out-of-state</u>				
	Tuition	19,383	20,643	22,398
	Required fees	1,160	1,236	1,268
	Tuition + fees total	20,543	21,879	23,666
	<u>Books and supplies</u>	986	948	952
<b>On-campus:</b>				
	<u>Room and board</u>	8,290	8,520	8,744
	<u>Other expenses</u>	3,426	3,286	3,056
	Room and board and other expenses	11,716	11,806	11,800

Institution: Missouri University of Science and Technology (178411)

User ID: 29C0011

**Part D**

**Part D - Enter Information about Group 3**

Part D includes financial aid information about Group 3. Group 3 students are all full-time, first-time degree/certificate-seeking undergraduate students enrolled in Fall 2012 who paid the in-state or in-district tuition rate and were awarded grant or scholarship aid from the following sources: the federal government, state/local government, or the institution. The information you report in this part will be used in Part F to calculate average institutional net price.

For this part report:


For These Students	The Following Type(s) of Aid	Awarded in This Period
<ul style="list-style-type: none"> <li>Full-time, first-time degree/certificate-seeking undergraduate students enrolled in Fall 2012 who paid the in-state or in-district tuition rate and were awarded grant or scholarship aid from the following sources: the federal government, state/local government, or the institution</li> <li>Do <u>not</u> include students who were awarded only grant or scholarship aid from private or other sources, or students who were awarded only non-grant aid</li> </ul>	<ul style="list-style-type: none"> <li>Grant or scholarship aid from the federal government</li> <li>Grant or scholarship aid from state/local government</li> <li>Grant or scholarship aid from the institution</li> <li>Do <u>not</u> include grant or scholarship aid from private or other sources</li> </ul>	<ul style="list-style-type: none"> <li>Any time during academic year 2012-13</li> </ul>

**In the fields below, report the number of Group 3 students with each type of living arrangement and the total amount of grant or scholarship aid from the federal government, state/local government, or the institution awarded to these students.**

Information from Part A:	YOUR PRIOR YEAR DATA 2010-2011	YOUR PRIOR YEAR DATA 2011-2012	2012-2013	
<b>Group 3</b> Full-time, first-time degree/certificate-seeking undergraduate students who paid the in-state or in-district tuition rate and were awarded grant or scholarship aid from the following sources: the federal government, state/local government, or the institution (This number is carried forward from Part A, Line 03)	837	789	805	
<b>01.</b> Report the number of Group 3 students with the following living arrangements:	YOUR PRIOR YEAR DATA 2010-11	YOUR PRIOR YEAR DATA 2011-12	2012-13	
<b>01a.</b>	<u>On-campus</u>	837	789	805
<b>02.</b> Report the total amount of grant or scholarship aid from the federal government, state/local government, or the institution awarded to Group 3 students	5,426,202	5,091,393	5,563,183	
<b>03.</b> Average grant or scholarship aid from the federal government, state/local government, or the institution awarded to Group 3 students (calculated value). This value is calculated using the following formula: [D02/A03]	6,483	6,453	6,911	

You may use the space below to provide context for the data you've reported above.





Institution: Missouri University of Science and Technology (178411)

User ID: 29C0011

**Part E**

**Part E – Enter Information about Group 4**

Part E includes financial aid information about Group 4. Group 4 students are all full-time, first-time degree/certificate-seeking undergraduate students enrolled in Fall 2012 who paid the in-state or in-district tuition rate and were awarded any Title IV federal student aid, including federal grants or federal student loans. The information you report in this part will be used in Part G to calculate average institutional net price by income level.

For this part, report:

For These Students	The Following Type(s) of Aid	Awarded in This Period
<ul style="list-style-type: none"> <li>Full-time, first-time degree/certificate-seeking undergraduate students enrolled in Fall 2012 who paid the in-state or in-district tuition rate and were awarded any Title IV federal student aid</li> </ul>	<ul style="list-style-type: none"> <li>Grant or scholarship aid from the federal government</li> <li>Grant or scholarship aid from state/local government</li> <li>Grant or scholarship aid from the institution</li> <li>Do <u>not</u> include grant or scholarship aid from private or other sources</li> <li>Do <u>not</u> include loan amounts</li> <li>Do <u>not</u> include Federal Work Study amounts</li> </ul>	<ul style="list-style-type: none"> <li>Any time during academic year 2012-13</li> </ul>

In the fields below, report the number of Group 4 students with each type of living arrangement and the total amount of grant or scholarship aid from the federal government, state/local government, or the institution awarded to these students by income level.

Information from Part A:			2010-11	2011-12	2012-13	
<b>Group 4</b> Full-time, first-time degree/certificate-seeking undergraduate students who paid the in-state or in-district tuition rate and were awarded any Title IV federal student aid (This number is carried forward from Part A, Line 04)			606	550	553	
01.	Report the number of Group 4 students with the following living arrangements:		YOUR PRIOR YEAR DATA	YOUR PRIOR YEAR DATA		
			2010-11	2011-12	2012-13	
	01a.	<u>On-campus</u>	606	550	553	
		Number of Group 4 students who were awarded any Title IV aid	Number of Group 4 students who were awarded any grant or scholarship aid from the following sources: the federal government, state/local government, or the institution	Total amount of grant or scholarship aid awarded to Group 4 students from the following sources: the federal government, state/local government, or the institution	Average amount of grant or scholarship aid awarded to Group 4 students from the following sources: the federal government, state/local government, or the institution	
			2010-11			
			Col. 1	Col. 2	Col. 3	Col. 4
02.	Income level					
	02a.	\$0-30,000	108	108	1,050,004	9,722
	02b.	\$30,001-48,000	100	99	918,398	9,184

	<b>02c.</b>	<b>\$48,001-75,000</b>	<input type="text" value="138"/>	<input type="text" value="137"/>	<input type="text" value="881,638"/>	6,389
	<b>02d.</b>	<b>\$75,001-110,000</b>	<input type="text" value="139"/>	<input type="text" value="124"/>	<input type="text" value="567,007"/>	4,079
	<b>02e.</b>	<b>\$110,001 and more</b>	<input type="text" value="121"/>	<input type="text" value="97"/>	<input type="text" value="461,657"/>	3,815
	<b>02f.</b>	<b>Total all income levels</b>	606	565	3,878,704	6,401

**2011-12**

			<b>Col. 1</b>	<b>Col. 2</b>	<b>Col. 3</b>	<b>Col. 4</b>
--	--	--	---------------	---------------	---------------	---------------

**03. Income level**

	<b>03a.</b>	<b>\$0-30,000</b>	<input type="text" value="107"/>	<input type="text" value="107"/>	<input type="text" value="1,068,375"/>	9,985
	<b>03b.</b>	<b>\$30,001-48,000</b>	<input type="text" value="86"/>	<input type="text" value="86"/>	<input type="text" value="735,111"/>	8,548
	<b>03c.</b>	<b>\$48,001-75,000</b>	<input type="text" value="112"/>	<input type="text" value="109"/>	<input type="text" value="619,276"/>	5,529
	<b>03d.</b>	<b>\$75,001-110,000</b>	<input type="text" value="125"/>	<input type="text" value="107"/>	<input type="text" value="552,701"/>	4,422
	<b>03e.</b>	<b>\$110,001 and more</b>	<input type="text" value="120"/>	<input type="text" value="101"/>	<input type="text" value="515,005"/>	4,292
	<b>03f.</b>	<b>Total all income levels</b>	550	510	3,490,468	6,346

**2012-13**

			<b>Col. 1</b>	<b>Col. 2</b>	<b>Col. 3</b>	<b>Col. 4</b>
--	--	--	---------------	---------------	---------------	---------------

**04. Income level**

	<b>04a.</b>	<b>\$0-30,000</b>	<input type="text" value="121"/>	<input type="text" value="121"/>	<input type="text" value="1,327,945"/>	10,975
	<b>04b.</b>	<b>\$30,001-48,000</b>	<input type="text" value="70"/>	<input type="text" value="70"/>	<input type="text" value="651,893"/>	9,313
	<b>04c.</b>	<b>\$48,001-75,000</b>	<input type="text" value="125"/>	<input type="text" value="120"/>	<input type="text" value="816,611"/>	6,533
	<b>04d.</b>	<b>\$75,001-110,000</b>	<input type="text" value="133"/>	<input type="text" value="127"/>	<input type="text" value="638,899"/>	4,804
	<b>04e.</b>	<b>\$110,001 and more</b>	<input type="text" value="104"/>	<input type="text" value="92"/>	<input type="text" value="407,645"/>	3,920
	<b>04f.</b>	<b>Total all income levels</b>	553	530	3,842,993	6,949

You may use the space below to provide context for the data you've reported above.

Institution: Missouri University of Science and Technology (178411)

User ID: 29C0011

**Part F**

**Part F – Net Price Calculation for Group 3**

The following net price calculation is based on information that your institution reported in the Institutional Characteristics component and the Student Financial Aid component. For more information about the data your institution reported in the Institutional Characteristics component, please contact your institution's IPEDS Keyholder.

		YOUR PRIOR YEAR DATA	YOUR PRIOR YEAR DATA	2012-13
		2010-11	2011-12	
<b>Components of cost of attendance</b>				
01.	Published <u>tuition</u> and <u>required fees</u> (lower of in-district or in-state)	8,528	9,084	9,350
02.	<u>Books and supplies</u>	986	948	952
03.	<u>Room and board</u> and <u>other expenses</u> by living arrangement			
	03a. <u>On-campus</u>	11,716	11,806	11,800
04.	Number of Group 3 students by living arrangement			
	04a. <u>On-campus</u>	837	789	805
05.	<b>Weighted average for room and board and other expenses by living arrangement (excluding unknown values)</b> See instructions for the formula for this calculation	11,716	11,806	11,800
06.	<b>Total cost of attendance</b> This value is calculated using the following formula: [F01+F02+F05]	21,230	21,838	22,102
07.	<b>Average amount of grant or scholarship aid awarded to Group 3 students from the following sources: the federal government, state/local government, and the institution</b>	6,483	6,453	6,911
08.	<b>Average institutional <u>net price</u> for Group 3 students</b> This value is calculated using the following formula: [F06-F07]	14,747	15,385	15,191

As required by the Higher Education Opportunity Act of 2008, these amounts will be posted on the U.S. Department of Education's College Navigator website and used in the U.S. Department of Education's College Affordability and Transparency Lists.

**Do you wish to provide additional context notes?**

Yes

No

 You may use the space below to provide context for these data. These context notes may be posted on the College Navigator website and should be written to be understood by students and parents.

Institution: Missouri University of Science and Technology (178411)

User ID: 29C0011

**Part G**

**Part G – Net Price Calculation for Group 4**

The following net price calculation is based on information that your institution reported in the Institutional Characteristics component and the Student Financial Aid component. For more information about the data your institution reported in the Institutional Characteristics component, please contact your institution's IPEDS Keyholder.

		YOUR PRIOR YEAR DATA	YOUR PRIOR YEAR DATA	2012-13
		2010-11	2011-12	
<b>Components of cost of attendance</b>				
01.	Published <u>tuition</u> and <u>required fees</u> (lower of in-district or in-state)	8,528	9,084	9,350
02.	<u>Books and supplies</u>	986	948	952
03.	<u>Room and board</u> and <u>other expenses</u> by living arrangement			
03a.	<u>On-campus</u>	11,716	11,806	11,800
04.	<b>Number of Group 4 students by living arrangement</b>			
04a.	<u>On-campus</u>	606	550	553
05.	<b>Weighted average for room and board and other expenses by living arrangement (excluding unknown values)</b> See instructions for the formula for this calculation	11,716	11,806	11,800
06.	<b>Total cost of attendance by income level</b> This value is calculated using the following formula: [G01+G02+G05]	21,230	21,838	22,102
07.	<b>Average amount of grant or scholarship aid awarded to Group 4 students from the following sources: the federal government, state/local government, and the institution</b>	6,401	6,346	6,949
07a.	<b>\$0-30,000</b>	9,722	9,985	10,975
07b.	<b>\$30,001-48,000</b>	9,184	8,548	9,313
07c.	<b>\$48,001-75,000</b>	6,389	5,529	6,533
07d.	<b>\$75,001-110,000</b>	4,079	4,422	4,804
07e.	<b>\$110,001 and more</b>	3,815	4,292	3,920
08.	<b>Average institutional <u>net price</u> for Group 4 students</b> This value is calculated using the following formula: [G06-G07]			
08a.	<b>\$0-30,000</b>	11,508	11,853	11,127
08b.	<b>\$30,001-48,000</b>	12,046	13,290	12,789
08c.	<b>\$48,001-75,000</b>	14,841	16,309	15,569
08d.	<b>\$75,001-110,000</b>	17,151	17,416	17,298
08e.	<b>\$110,001 and more</b>	17,415	17,546	18,182

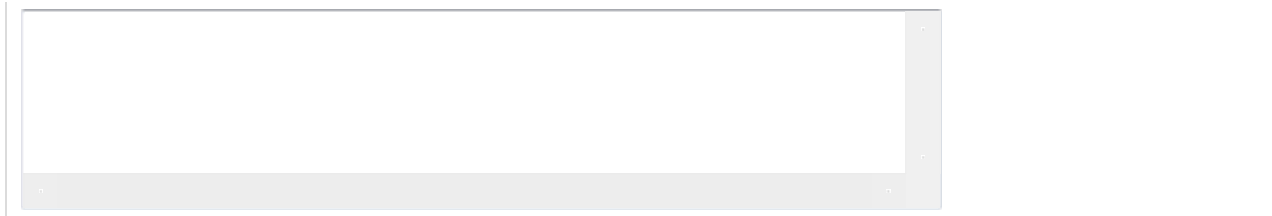
As required by the Higher Education Opportunity Act of 2008, these amounts will be posted on the U.S. Department of Education's College Navigator website.

**Do you wish to provide additional context notes?**

Yes

No

 You may use the space below to provide context for these data. These context notes may be posted on the College Navigator website and should be written to be understood by students and parents.



Institution: Missouri University of Science and Technology (178411)

User ID: 29C0011

**Summary****IPEDS Student Financial Aid (SFA) Survey Summary**

IPEDS collects important information regarding your institution. All data reported in IPEDS survey components become available in the IPEDS Data Center and appear as aggregated data in various Department of Education reports. Additionally, some of the reported data appears specifically for your institution through the College Navigator website and is included in your institution's Data Feedback Report (DFR). The purpose of this summary is to provide you an opportunity to view some of the data that, when accepted through the IPEDS quality control process, will appear on the College Navigator website and/or your DFR. College Navigator is updated approximately three months after the data collection period closes and Data Feedback Reports will be available through the [Data Center](#) and sent to your institution's CEO in November 2014.

Please review your data for accuracy. If you have questions about the data displayed below after reviewing the data reported on the survey screens, please contact the IPEDS Help Desk at: 1-877-225-2568 or [ipedshelp@rti.org](mailto:ipedshelp@rti.org).

Total grant aid received by all undergraduate students		\$33,856,523
Number of undergraduate students who received a Pell Grant		1,511
Percentage of FTFT students receiving any financial aid		97%
	Percentage of FTFT students receiving grant aid by type	Average amount of grant aid received by type
Total	94%	\$8,412
Federal Government	24%	\$4,189
Pell	24%	\$4,050
Other Federal	8%	\$404
State/Local Government	46%	\$1,601
Institutional	91%	\$6,723
	Percentage of FTFT students receiving loans by type	Average amount of loans received by type
Total	59%	\$6,600
Federal	57%	\$5,655
Non-federal	11%	\$5,915
Average net price for FTFT students who receive grant aid		\$15,191
Average net price for FTFT students who receive Title IV federal student aid		
\$0 – 30,000		\$11,127
\$30,001 – 48,000		\$12,789
\$48,001 – 75,000		\$15,569
\$75,001 – 110,000		\$17,298
\$110,001 and more		\$18,182

Institution: Missouri University of Science and Technology (178411)

User ID: 29C0011

Edit Report

**Student Financial Aid**

Missouri University of Science and Technology (178411)

**There are no errors for the selected survey and institution.**