

Print Form(s)

Get PDF File

Go Back

Student Financial Aid 2011-12

2010-11 Data

Institution: University of Missouri-Columbia (178396)

User ID: 29C0011

Overview**IPEDS Student Financial Aid Component Overview
Public Academic Reporters**

Welcome to the Student Financial Aid (SFA) component of the U.S. Department of Education's Integrated Postsecondary Education Data System (IPEDS). The purpose of the SFA component is to collect information about financial aid provided to various groups of undergraduate students at your institution.

Changes to This Year's SFA Component

- SFA is now part of the Winter collection. The Winter collection will close for keyholders on February 8, 2012.
- In Part E, an additional column will collect the number of students in Group 4 who were awarded any Title IV grant aid, by income categories.
- For reporting grant or scholarship aid, institutions should report "aid awarded" rather than "aid received" or "aid awarded and accepted." The amount awarded may be different from the amount that was actually disbursed to students. There is no change to how loans to students should be reported. Institutions should continue to report on loans that were awarded to and accepted by the student.
- Veterans education benefits should no longer be reported in SFA, as they are no longer considered Estimated Financial Assistance for Federal Student Aid purposes.

Data Reporting Reminders**Groups**

Throughout this component, you will be asked to report information for different groups of students.

- **Group 1:** All undergraduate students
- **Group 2:** Of Group 1, full-time, first-time degree/certificate-seeking students
- **Group 3:** Of Group 2, students who paid the in-state/in-district tuition rate and were awarded any grant/scholarship aid from the federal government, state/local government, or the institution
- **Group 4:** Of Group 2, students who paid the in-state/in-district tuition rate and were awarded any Title IV federal student aid

Consult the instructions and screens to make sure you are reporting the correct aid amounts for the correct groups of students.

College Affordability and Transparency Lists

Net price amounts calculated in SFA will be used to populate the Department's College Affordability and Transparency lists.

Interactive Edits and Error Messages

SFA contains interactive edits that will check for blank fields, invalid values, or values that fall outside expected ranges. Some error messages will require you to confirm or explain the values that you entered. Some error messages are fatal and will require you to contact the IPEDS Help Desk at 1-877-225-2568 for resolution.

Context Boxes

You will find optional text boxes throughout SFA. Context boxes allow you to provide more information about the data you enter. Some of these context boxes may be made available to the public on College Navigator, so make sure that the information you enter can be understood easily by students, parents, and the general public.

Resources

To download the survey materials for this component: [Survey Materials](#)

To access your prior year data submission for this component: [Reported Data](#)

If you have questions about completing this component, please contact the **IPEDS Help Desk at 1-877-225-2568**.


Institution: University of Missouri-Columbia (178396)

User ID: 29C0011

Part A**Part A - Establish Your Groups**

Part A establishes the number of students in various groups. Note that the numbers on this screen will be carried forward to other parts of the Student Financial Aid component.

In the fields below, report the number of students in each of the following groups.

	 Fall 2010	YOUR PRIOR YEAR DATA Fall 2009
01. Group 1 All undergraduate students	24,834	23,799
02. Group 2 Of those in Group 1, those who are full-time, first-time degree/certificate-seeking	6,004	5,499
02a. Of those in Group 2, those who were awarded any Federal Work Study, loans to students, or grant or scholarship aid from the federal government, state/local government, the institution, or other sources known to the institution	4,890	4,473
02b. Of those in Group 2, those who were awarded any loans to students or grant or scholarship aid from the federal government, state/local government, or the institution	4,792	4,356
03. Group 3 Of those in Group 2, those who paid the in-state or in-district tuition rate and were awarded grant or scholarship aid from the federal government, state/local government, or the institution	3,024	2,755
04. Group 4 Of those in Group 2, those who paid the in-state or in-district tuition rate and were awarded any Title IV federal student aid	2,581	2,333

Institution: University of Missouri-Columbia (178396)

User ID: 29C0011

Part B

Part B - Enter Information About Group 1

Part B includes information about Group 1. Group 1 students are all undergraduate students enrolled in Fall 2010.

For this part, report:

For These Students	The Following Type(s) of Aid	Awarded in This Period
<ul style="list-style-type: none"> All undergraduate students enrolled in Fall 2010 	<ul style="list-style-type: none"> Grant or scholarship aid from the federal government Grant or scholarship aid from state/local government Grant or scholarship from the institution Grant or scholarship aid from other sources known to the institution Loans to students from the federal government 	<ul style="list-style-type: none"> Any time during academic year 2010-11

In the fields below, report the number of Group 1 students and the total amount of aid awarded to these students for each type of aid.

Information from Part A:

Fall 2010

Group 1
 All undergraduate students 24,834
 (This number is carried forward from Part A, Line 01.)

Aid Type	2010-11			
	Number of Group 1 students who were awarded aid	Percentage of Group 1 students who were awarded aid	Total amount of aid awarded to Group 1 students	Average amount of aid awarded to Group 1 students
01. Grant or scholarship aid from the federal government, state/local government, the institution, and other sources known to the institution	15,264	61	98,838,892	6,475
02. Pell grants	5,374	22	21,813,012	4,059
03. Federal student loans	12,749	51	84,180,225	6,603

You may use the space below to provide context for data you've reported above. These context notes may be posted on the College Navigator website and should be written to be understood by students and parents.

Institution: University of Missouri-Columbia (178396)

User ID: 29C0011

Part C, Page 1

Part C, Page 1 - Enter Information about Group 2

Part C includes information about Group 2. Group 2 students are all full-time, first-time degree/certificate-seeking undergraduate students enrolled in Fall 2010.

In the fields below, report the number of Group 2 students paying in-district, in-state, and out-of-state tuition rates. If your institution does not offer different rates, report all students as paying in-state tuition rates.

Information from Part A:

Fall 2010

Group 2

Full-time, first-time degree/certificate-seeking undergraduates 6,004
 (This number is carried forward from Part A, Line 02)

YOUR PRIOR YEAR DATA

Group 2 students:

	Fall 2010		Fall 2009
	Number of Group 2 students	Percentage of Group 2 students	Percentage of Group 2 students
01. 01a. <u>paying in-district tuition rates</u>	0	0	0
01b. <u>paying in-state tuition rates</u>	4,317	72	73
01c. <u>paying out-of-state tuition rates</u>	1,687	28	27
Unknown (calculated value)			
01d. This value is calculated using the following formula: [A02-(C01a+C01b+C01c)]	0	0	0

Institution: University of Missouri-Columbia (178396)

User ID: 29C0011

Part C, Page 2

Part C, Page 2 - Enter Information about Group 2

Part C includes financial aid information about Group 2. Group 2 students are all full-time, first-time degree/certificate-seeking undergraduate students enrolled in Fall 2010.

For this part, report:

For These Students	The Following Type(s) of Aid	Awarded in This Period
<ul style="list-style-type: none"> Full-time, first-time, degree/certificate-seeking undergraduate students enrolled in Fall 2010 	<ul style="list-style-type: none"> Grant or scholarship aid from the federal government Grant or scholarship aid from state/local government Grant or scholarship from the institution Loans to student from the federal government and from other sources, including private or other loans Do <u>not</u> include grant or scholarship aid from private or other sources Do <u>not</u> include PLUS loans or loans made to anyone other than the student 	<ul style="list-style-type: none"> Any time during academic year 2010-11 For program reporters, this is the aid year period from July 1, 2010 through June 30, 2011.

In the fields below, report the number of Group 2 students and the total amount of aid awarded to these students for each type of aid. Enter unduplicated student counts within a category (e.g., Pell grants). However, a student can appear in more than one aid category.

Information from Part A:


Fall 2010

Group 2 Full-time, first-time degree/certificate-seeking undergraduates (This number is carried forward from Part A, Line 02)	6,004
Group 2a Of those in Group 2, those who were awarded any Federal Work Study, loans to students, or grant or scholarship aid from the federal government, state/local government, the institution, or other sources known to the institution (This number is carried forward from Part A, Line 02a)	4,890
Group 2b Of those in Group 2, those who were awarded any loans to students or grant or scholarship aid from the federal government, state/local government, or the institution (This number is carried forward from Part A, Line 02b)	4,792
Group 3 Of those in Group 2, those who were awarded grant or scholarship aid from the federal government, state/local government, or the institution	3,024

**YOUR
PRIOR
YEAR
DATA**

Aid Type	Fall 2010				Fall 2009
	Number of Group 2 students who were awarded aid	Percentage of Group 2 students who were awarded aid	Total amount of aid awarded to Group 2 students	Average amount of aid awarded to Group 2 students	Average amount of aid awarded to Group 2 students

Grants or scholarships from the					
01.	federal government, state/local government, or the institution	4,065	68	27,010,523	6,645 6,279
02.	<u>Federal grants</u>	1,306	22	6,403,841	4,903 5,007
02a.	Pell grants	1,306	22	5,260,818	4,028 4,023
02b.	Other federal grants	1,144	19	1,143,023	999 1,095
<u>State/local government grants or scholarships (grants/scholarships/waivers)</u>					
03.		1,908	32	2,450,098	1,284 1,778
<u>Institutional grants or scholarships (scholarships/fellowships)</u>					
04.		3,563	59	18,156,584	5,096 4,568
05.	<u>Loans to students</u>	3,171	53	19,804,539	6,246 6,072
05a.	Federal loans	3,145	52	17,477,591	5,557 5,519
05b.	Other loans (including private loans)	230	4	2,326,948	10,117 9,837

 You may use the space below to provide context for the data you've reported above. These context notes may be posted on the College Navigator website and should be written to be understood by students and parents. For example, institutions may report here other sources of private aid not included in the categories above.

Institution: University of Missouri-Columbia (178396)

User ID: 29C0011

Part D

Part D - Enter Information about Group 3

Part D includes financial aid information about Group 3. Group 3 students are all full-time, first-time degree/certificate-seeking undergraduate students enrolled in Fall 2010 who paid the in-state or in-district tuition rate and were awarded grant or scholarship aid from the following sources: the federal government, state/local government, or the institution. The information you report in this part will be used in Part F to calculate average institutional net price.


For this part report:

For These Students	The Following Type(s) of Aid	Awarded in This Period
<ul style="list-style-type: none"> • Full-time, first-time, degree/certificate-seeking undergraduate students enrolled in Fall 2010 who paid the in-state or in-district tuition rate and were awarded grant or scholarship aid from the following sources: the federal government, state/local government, or the institution • Do <u>not</u> include students who were awarded only grant or scholarship aid from private or other sources, or students who were awarded only non-grant aid 	<ul style="list-style-type: none"> • Grant or scholarship aid from the federal government • Grant or scholarship aid from state/local government • Grant or scholarship from the institution • Do <u>not</u> include grant or scholarship aid from private or other sources 	<ul style="list-style-type: none"> • Any time during academic year 2010-11

In the fields below, report the number of Group 3 students with each type of living arrangement and the total amount of grant or scholarship aid from the federal government, state/local government, or the institution awarded to these students.

Information from Part A:	2010-2011	YOUR PRIOR YEAR DATA 2009-2010	YOUR PRIOR YEAR DATA 2008-2009
Group 3 Full-time, first-time degree/certificate-seeking undergraduate students who paid the in-state or in-district tuition rate and were awarded grant or scholarship aid from the following sources: the federal government, state/local government, or the institution (This number is carried forward from Part A, Line 03)	3,024	2,755	3,010
01. Report the number of Group 3 students with the following living arrangements:	2010-11	YOUR PRIOR YEAR DATA 2009-10	YOUR PRIOR YEAR DATA 2008-09
01a. <u>On-campus</u>	3,024	2,755	3,010
02. Report the total amount of grant or scholarship aid from the federal government, state/local government, or the institution awarded to Group 3 students	16,719,001	15,261,032	16,246,251
03. Average grant or scholarship aid from the federal government, state/local government, or the institution awarded to Group 3 students (calculated value). This value is calculated using the following formula: [D02/A03]	5,529	5,539	5,397

You may use the space below to provide context for the data you've reported above.



Part E

Part E – Enter Information about Group 4

Part E includes financial aid information about Group 4. Group 4 students are all full-time, first-time degree/certificate-seeking undergraduate students enrolled in Fall 2010 who paid the in-state or in-district tuition rate and were awarded any Title IV federal student aid, including federal grants or federal student loans. The information you report in this part will be used in Part G to calculate average institutional net price by income level.

For this part, report:

For These Students	The Following Type(s) of Aid	Awarded in This Period
<ul style="list-style-type: none"> • Full-time, first-time, degree/certificate-seeking undergraduate students enrolled in Fall 2010 who paid the in-state or in-district tuition rate and were awarded any Title IV federal student aid 	<ul style="list-style-type: none"> • Grant or scholarship aid from the federal government • Grant or scholarship aid from state/local government • Grant or scholarship from the institution • Do <u>not</u> include grant or scholarship aid from private or other sources • Do <u>not</u> include loans amounts • Do <u>not</u> include Federal Work Study amounts 	<ul style="list-style-type: none"> • Any time during academic year 2010-11

In the fields below, report the number of Group 4 students with each type of living arrangement and the total amount of grant or scholarship aid from the federal government, state/local government, or the institution awarded to these students by income level.

Information from Part A:		2010-11	2009-10	2008-09
Group 4				
Full-time, first-time degree/certificate-seeking undergraduate students who paid the in-state or in-district tuition rate and were awarded any Title IV federal student aid (This number is carried forward from Part A, Line 04)		2,581	2,333	2,508
01.	Report the number of Group 4 students with the following living arrangements:	2010-11	YOUR PRIOR YEAR DATA 2009-10	YOUR PRIOR YEAR DATA 2008-09
01a.	<u>On-campus</u>	2,581	2,333	2,508
			2010-11	
		Number of Group 4 students who were awarded any Title IV aid	Number of Group 4 students who were awarded any Title IV grant aid	Total amount of grant or scholarship aid awarded to Group 4 students from the following sources: the federal government, state/local government, or the institution
		Col. 1	Col. 2	Average amount of grant or scholarship aid awarded to Group 4 students from the following sources: the federal government, state/local government, or the institution Col. 4
02.	Income level		Col. 3	
02a.	\$0-30,000	434	432	4,090,176
02b.	\$30,001-48,000	378	377	3,144,085
02c.	\$48,001-75,000	501	479	2,763,720
02d.	\$75,001-110,000	547	405	1,561,553

02e.	\$110,001 and more	721	386	1,111,291	1,541
02f.	Total all income levels	2,581	2,079	12,670,825	4,909

2009-10

		Col. 1	Col. 2	Col. 3	Col. 4
03.	Income level				
03a.	\$0-30,000	358	357	3,425,454	9,568
03b.	\$30,001-48,000	307	304	2,739,954	8,925
03c.	\$48,001-75,000	458	427	2,594,363	5,665
03d.	\$75,001-110,000	531	400	1,589,040	2,993
03e.	\$110,001 and more	679	393	1,193,258	1,757
03f.	Total all income levels	2,333	1,881	11,542,069	4,947

2008-09

		Col. 1	Col. 2	Col. 3	Col. 4
04.	Income level				
04a.	\$0-30,000	315	305	2,905,160	9,223
04b.	\$30,001-48,000	327	323	2,667,300	8,157
04c.	\$48,001-75,000	517	486	2,786,376	5,390
04d.	\$75,001-110,000	613	461	1,911,901	3,119
04e.	\$110,001 and more	736	406	1,294,980	1,759
04f.	Total all income levels	2,508	1,981	11,565,717	4,612

You may use the space below to provide context for the data you've reported above.

Institution: University of Missouri-Columbia (178396)

User ID: 29C0011

Part F

Part F – Net Price Calculation for Group 3


The following net price calculation is based on information that your institution reported in the Institutional Characteristics component and the Student Financial Aid component. For more information about the data your institution reported in the Institutional Characteristics component, please contact your institution's IPEDS Keyholder.

	2010-11	YOUR PRIOR YEAR DATA 2009-10	YOUR PRIOR YEAR DATA 2008-09
Components of cost of attendance			
01. Published tuition and required fees (lower of in-district or in-state)	8,501	8,501	8,467
02. Books and supplies	1,070	1,040	1,020
03. Room and board and other expenses by living arrangement			
03a. <u>On campus</u>	11,717	11,200	10,990
04. Number of Group 3 students by living arrangement			
04a. <u>On campus</u>	3,024	2,755	3,010
Weighted average for room and board and other expenses by living arrangement (excluding unknown values)			
05. See instructions for the formula for this calculation	11,717	11,200	10,990
06. Total cost of attendance			
This value is calculated using the following formula: [F01+F02+F05]	21,288	20,741	20,477
Average amount of grant or scholarship aid awarded to Group 3 students from the following sources: the federal government, state/local government, and the institution			
07.	5,529	5,539	5,397
Average institutional net price for Group 3 students			
This value is calculated using the following formula: [F06-F07]	15,759	15,202	15,080

As required by the Higher Education Opportunity Act of 2008, these amounts will be posted on the U.S. Department of Education's College Navigator website and used in the U.S. Department of Education's College Affordability and Transparency Lists.

Do you wish to provide additional context notes?

Yes No

 You may use the space below to provide context for these data. These context notes may be posted on the College Navigator website and should be written to be understood by students and parents.

Institution: University of Missouri-Columbia (178396)

User ID: 29C0011

Part G

Part G – Net Price Calculation for Group 4


The following net price calculation is based on information that your institution reported in the Institutional Characteristics component and the Student Financial Aid component. For more information about the data your institution reported in the Institutional Characteristics component, please contact your institution's IPEDS Keyholder.

	2010-11	YOUR PRIOR YEAR DATA 2009-10	YOUR PRIOR YEAR DATA 2008-09
Components of cost of attendance			
01. Published tuition and required fees (lower of in-district or in-state)	8,501	8,501	8,467
02. Books and supplies	1,070	1,040	1,020
03. Room and board and other expenses by living arrangement			
03a. <u>On campus</u>	11,717	11,200	10,990
04. Number of Group 4 students by living arrangement			
04a. <u>On campus</u>	2,581	2,333	2,508
05. Weighted average for room and board and other expenses by living arrangement (excluding unknown values) See instructions for the formula for this calculation			
	11,717	11,200	10,990
06. Total cost of attendance by income level This value is calculated using the following formula: [G01+G02+G05]			
	21,288	20,741	20,477
07. Average amount of grant or scholarship aid awarded to Group 4 students from the following sources: the federal government, state/local government, and the institution			
07a. \$0-30,000	9,424	9,568	9,223
07b. \$30,001-48,000	8,318	8,925	8,157
07c. \$48,001-75,000	5,516	5,665	5,390
07d. \$75,001-110,000	2,855	2,993	3,119
07e. \$110,001 and more	1,541	1,757	1,759
08. Average institutional net price for Group 4 students This value is calculated using the following formula: [G06-G07]			
08a. \$0-30,000	11,864	11,173	11,254
08b. \$30,001-48,000	12,970	11,816	12,320
08c. \$48,001-75,000	15,772	15,076	15,087
08d. \$75,001-110,000	18,433	17,748	17,358
08e. \$110,001 and more	19,747	18,984	18,718

As required by the Higher Education Opportunity Act of 2008, these amounts will be posted on the U.S. Department of Education's College Navigator website.

Do you wish to provide additional context notes?

Yes No

 You may use the space below to provide context for these data. These context notes may be posted on the College Navigator website and should be written to be understood by students and parents.

Institution: University of Missouri-Columbia (178396)

User ID: 29C0011

Summary**IPEDS Student Financial Aid (SFA) Survey Summary**

IPEDS collects important information regarding your institution. All data reported in IPEDS survey components become available in the IPEDS Data Center and appear as aggregated data in various Department of Education reports. Additionally, some of the reported data appears specifically for your institution through the College Navigator website and is included in your institution's Data Feedback Report (DFR). The purpose of this summary is to provide you an opportunity to view some of the data that, when accepted through the IPEDS quality control process, will appear on the College Navigator website and/or your DFR. College Navigator is updated approximately three months after the data collection period closes and Data Feedback Reports will be available through the ExPT and sent to your institution's CEO in November 2012.

Please review your data for accuracy. If you have questions about the data displayed below after reviewing the data reported on the survey screens, please contact the IPEDS Help Desk at: 1-877-225-2568 or ipedshelp@rti.org.

Total grant aid received by all undergraduate students		\$98,838,892
Number of undergraduate students who received a Pell Grant		5,374
Percentage of FTFT students receiving any financial aid		81%
	Percentage of FTFT students receiving grant aid by type	Average amount of grant aid received by type
Total	68%	\$6,645
Federal Government	22%	\$4,903
Pell	22%	\$4,028
Other Federal	19%	\$999
State/Local Government	32%	\$1,284
Institutional	59%	\$5,096
	Percentage of FTFT students receiving loans by type	Average amount of loans received by type
Total	53%	\$6,246
Federal	52%	\$5,557
Non-federal	4%	\$10,117
Average net price for FTFT students who receive grant aid		\$15,759
Average net price for FTFT students who receive Title IV federal student aid		
\$0 – 30,000		\$11,864
\$30,001 – 48,000		\$12,970
\$48,001 – 75,000		\$15,772
\$75,001 – 110,000		\$18,433
\$110,001 and more		\$19,747

Institution: University of Missouri-Columbia (178396)

User ID: 29C0011

Edit Report

Student Financial Aid

Institution: University of Missouri-Columbia (178396)

Source	Description	Severity	Resolved	Options
--------	-------------	----------	----------	---------

Screen: Part C, Page 2 - Enter Information about Group 2

Screen Entry	The average amount of this type of aid is outside the expected range when compared with last year's value. Please check the number of students and the total amount of aid awarded to them, and fix or explain the discrepant values. (Error #7147)	Explanation	Yes	Back to survey data
--------------	---	-------------	-----	---------------------

Reason: This is reflection of a reduction in Access Missouri grant funds.

Print Form(s)

Get PDF File

Go Back