

Student Financial Aid 2016-17

2015-16 Data

Institution: University of Missouri-Kansas City (178402)

User ID: 29C0011

Overview

IPEDS Student Financial Aid Component Overview
Public Academic Reporters

Welcome to the Student Financial Aid (SFA) component. The purpose of the SFA component is to collect information about financial aid provided to various groups of undergraduate students and military/veteran educational benefits for all students at your institution.

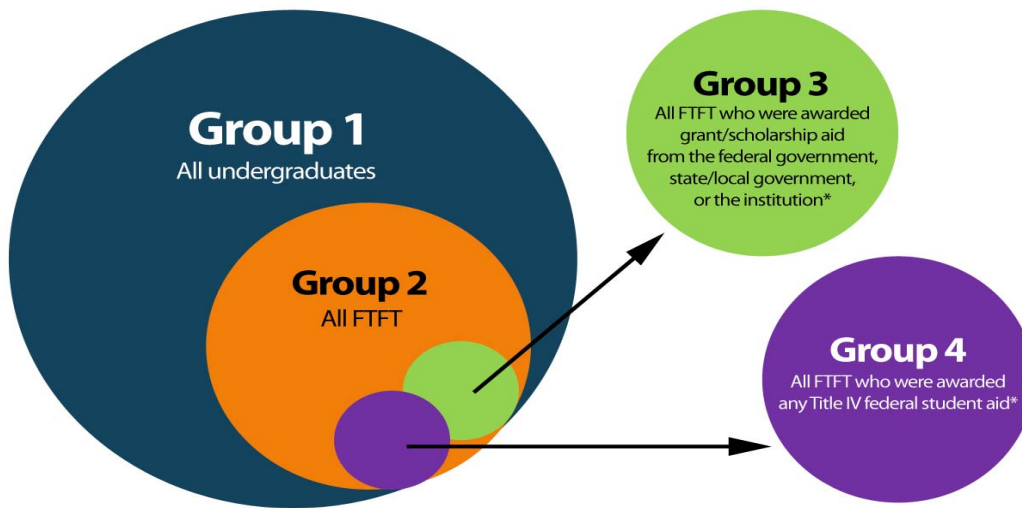
Changes to This Year's SFA Component

There were no changes implemented for the 2016-17 data collection period.

Data Reporting Reminders**Undergraduate Student Groups**

You will be asked to report information for different groups of students.

- **Group 1:** All undergraduate students
- **Group 2:** Of Group 1, full-time, first-time degree/certificate-seeking students
- **Group 3:** Of Group 2, students who paid the in-state/in-district tuition rate and were awarded any grant/scholarship aid from the federal government, state/local government, or the institution
- **Group 4:** Of Group 2, students who paid the in-state/in-district tuition rate and were awarded any Title IV federal student aid



*For public institutions, include only those students paying the in-state or in-district tuition rate. For program reporters, include only those students enrolled in the institution's largest program.

COA Revisions

Revisions to Cost of Attendance used to calculate the net price of attendance can be made in this component.

Consult the instructions and screens to make sure you are reporting the correct aid amounts for the correct groups of students.

College Affordability and Transparency Lists

Net price amounts calculated in SFA will be used to populate the Department's College Affordability and Transparency lists.

Interactive Edits and Error Messages

SFA contains interactive edits that will check for blank fields, invalid values, or values that fall outside expected ranges. Some error messages will require you to confirm or explain the values that you entered. Some error messages are fatal and will require you to contact the IPEDS Help Desk at 1-877-225-2568 for resolution.

Context Boxes

You will find optional text boxes throughout SFA. Context boxes allow you to provide more information about the data you enter. Some of these context boxes may be made available to the public on College Navigator, so make sure that the information you enter can be understood easily by students, parents, and the general public.

Resources

To download the survey materials for this component: [Survey Materials](#)

To access your prior year data submission for this component: [Reported Data](#)


Institution: University of Missouri-Kansas City (178402)

User ID: 29C0011

Section 1: Part A**Part A - Establish Your Groups**

Part A establishes the number of students in various groups. Note that the numbers on this screen will be carried forward to other parts of the Student Financial Aid component.

In the fields below, report the number of students in each of the following groups.

		 Fall 2015	YOUR PRIOR YEAR DATA Fall 2014
01	Group 1 All <u>undergraduate</u> students	<input type="text" value="11,243"/>	10,453
02	Group 2 Of those in Group 1, those who are <u>full-time</u> , <u>first-time</u> degree/certificate-seeking	<input type="text" value="1,021"/>	1,057
02a	Of those in Group 2, those who were awarded any <u>Federal Work Study</u> , <u>loans to students</u> , or grant or scholarship aid from the federal government, state/local government, the institution, or other sources known to the institution	<input type="text" value="933"/>	960
02b	Of those in Group 2, those who were awarded any <u>loans to students</u> or grant or scholarship aid from the federal government, state/local government, or the institution	<input type="text" value="901"/>	940
03	Group 3 Of those in Group 2, those who paid the in-state or in-district tuition rate and were awarded grant or scholarship aid from the federal government, state/local government, or the institution	<input type="text" value="740"/>	747
04	Group 4 Of those in Group 2, those who paid the in-state or in-district tuition rate and were awarded any <u>Title IV federal student aid</u>	<input type="text" value="608"/>	606

Institution: University of Missouri-Kansas City (178402)

User ID: 29C0011

Section 1: Part B

Part B - Enter Information About Group 1

Part B includes information about Group 1. Group 1 students are ALL undergraduate students (including first-time students) enrolled in Fall 2015.

For this part, report:

For These Students	The Following Type(s) of Aid	Awarded in This Period
<ul style="list-style-type: none"> All undergraduate students enrolled in Fall 2015 	<ul style="list-style-type: none"> Grant or scholarship aid from the federal government Grant or scholarship aid from state/local government Grant or scholarship aid from the institution Grant or scholarship aid from other sources known to the institution Loans to students from the federal government 	<ul style="list-style-type: none"> Any time during academic year 2015-16

In the fields below, report the number of Group 1 students and the total amount of aid awarded to these students for each type of aid.

Information from Part A:

Fall 2015

Group 1


All undergraduate students

11,243

(This number is carried forward from Part A, Line 01.)

2015-16

Aid Type	Number of Group 1 students who were awarded aid	Percentage of Group 1 students who were awarded aid	Total amount of aid awarded to Group 1 students	Average amount of aid awarded to Group 1 students
01 Grant or scholarship aid from the federal government, state/local government, the institution, and other sources known to the institution (Do NOT include federal student loans)	5,471	49	39,482,027	7,217
02 Pell grants	3,000	27	12,262,164	4,087
03 Federal student loans	4,429	39	41,162,586	9,294

 The notes below provide context for the data you've reported above and may be posted on the College Navigator website. Choose one option that best explains your data or choose "Non-applicable" if you do not wish to provide context notes. If none of the options provided explains your institution's data, then choose "Other" and write your own context notes. Notes should be written to be understood by students and parents. For example, institutions may report here other sources of private aid not included in the categories listed.

Non-applicable

An empty table with a white background and a thin black border. The table is oriented horizontally and contains no data. On the right side, there is a vertical scrollbar with an upward-pointing arrow at the top and a downward-pointing arrow below it. On the bottom side, there is a horizontal scrollbar with a left-pointing arrow on the left and a right-pointing arrow on the right.

Institution: University of Missouri-Kansas City (178402)

User ID: 29C0011

Section 1: Part C, Page 1

Part C, Page 1 - Enter Information about Group 2

Part C includes information about Group 2. Group 2 students are all full-time, first-time degree/certificate-seeking undergraduate students enrolled in Fall 2015.

In the fields below, report the number of Group 2 students paying in-district, in-state, and out-of-state tuition rates. If your institution does not offer different rates, report all students as paying in-state tuition rates.

Information from Part A:			Fall 2015		
Group 2 Full-time, first-time degree/certificate-seeking undergraduates (This number is carried forward from Part A, Line 02)			1,021		
Group 2 students:			Fall 2015		YOUR PRIOR YEAR DATA
					Fall 2014
			Number of Group 2 students	Percentage of Group 2 students	Percentage of Group 2 students
01	01a	<u>paying in-district tuition rates</u>	<input type="text" value="0"/>	0	0
	01b	<u>paying in-state tuition rates</u>	<input type="text" value="861"/>	84	71
	01c	<u>paying out-of-state tuition rates</u>	<input type="text" value="160"/>	16	29
	01d	Unknown (calculated value) This value is calculated using the following formula: [A02-(C01a+C01b+C01c)]	0	0	0

Institution: University of Missouri-Kansas City (178402)

User ID: 29C0011

Section 1: Part C, Page 2

Part C, Page 2 - Enter Information about Group 2

Part C includes financial aid information about Group 2. Group 2 students are all full-time, first-time degree/certificate-seeking undergraduate students enrolled in Fall 2015.

For this part, report:


For These Students	The Following Type(s) of Aid	Awarded in This Period
<ul style="list-style-type: none"> • Full-time, first-time degree/certificate-seeking undergraduate students enrolled in Fall 2015 	<ul style="list-style-type: none"> • Grant or scholarship aid from the federal government • Grant or scholarship aid from state/local government • Grant or scholarship aid from the institution • Loans to students from the federal government and from other sources, including private or other loans • Do <u>not</u> include grant or scholarship aid from private or other sources • Do <u>not</u> include PLUS loans or loans made to anyone other than the student 	<ul style="list-style-type: none"> • Any time during academic year 2015-16 • For program reporters, this is the aid year period from July 1, 2015 through June 30, 2016.

In the fields below, report the number of Group 2 students and the total amount of aid awarded to these students for each type of aid. Enter unduplicated student counts within a category (e.g., Pell grants). However, a student can appear in more than one aid category.

Information from Part A:	Fall 2015
Group 2 Full-time, first-time degree/certificate-seeking undergraduates (This number is carried forward from Part A, Line 02)	1,021
Group 2a Of those in Group 2, those who were awarded any Federal Work Study, loans to students, or grant or scholarship aid from the federal government, state/local government, the institution, or other sources known to the institution (This number is carried forward from Part A, Line 02a)	933
Group 2b Of those in Group 2, those who were awarded any loans to students or grant or scholarship aid from the federal government, state/local government, or the institution (This number is carried forward from Part A, Line 02b)	901
Group 3 Of those in Group 2, those who were awarded grant or scholarship aid from the federal government, state/local government, or the institution	740

Aid Type	YOUR PRIOR YEAR DATA				
	Fall 2015				
	Number of Group 2 students	Percentage of Group 2 students who	Total amount of aid awarded	Average amount of aid	Fall 2014 Average amount of aid

			who were awarded aid	were awarded aid	to Group 2 students	awarded to Group 2 students	awarded to Group 2 students
01	Grants or scholarships from the federal government, state/local government, or the institution		839	82	5,925,112	7,062	7,562
02	<u>Federal grants</u>		370	36	1,640,230	4,433	4,515
	02a	<u>Pell grants</u>	370	36	1,621,480	4,382	4,458
	02b	<u>Other federal grants</u>	13	1	18,750	1,442	1,412
03	<u>State/local government grants or scholarships (grants/scholarships/waivers)</u>		394	39	811,987	2,061	1,774
04	<u>Institutional grants or scholarships (scholarships/fellowships)</u>		707	69	3,472,895	4,912	5,317
05	<u>Loans to students</u>		551	54	3,537,935	6,421	6,276
	05a	Federal loans	549	54	3,077,853	5,606	5,770
	05b	Other loans (including private loans)	37	4	460,082	12,435	11,676

 The notes below provide context for the data you've reported above and may be posted on the College Navigator website. Choose one option that best explains your data or choose "Non-applicable" if you do not wish to provide context notes. If none of the options provided explains your institution's data, then choose "Other" and write your own context notes. Notes should be written to be understood by students and parents. For example, institutions may report here other sources of private aid not included in the categories listed.

Non-applicable

↑
↓

←
→

Institution: University of Missouri-Kansas City (178402)

User ID: 29C0011

Section 1: Comparison Chart**Comparison Chart**

Based on the information reported on the previous screens for Group 1 (all undergraduates) and Group 2 (full-time, first-time degree/certificate-seeking undergraduates), this comparison chart seeks to help institutions check their reported data. Assuming that the information on Groups 1 and 2 are correct, then the calculated fields for 'All Other Undergraduates' should be the balance (Group 1 minus Group 2). If the balance does not check with your institution's calculations, please correct your reported numbers for Groups 1 and 2 before moving forward with the completion of the SFA survey component.

Note: Data for the 'All Other Undergraduates' will appear in the IPEDS Data Center for data users, but not in College Navigator.

		Number of students	Pell grants	Federal Student Loans
01	Group 1 (all undergraduates)	11,243		
02	Number of students who were awarded aid		3,000	4,429
03	Percentage who were awarded aid		27	39
04	Total amount of aid awarded		12,262,164	41,162,586
05	Average amount of aid awarded		4,087	9,294
06	Group 2 (Full-time first-time undergraduates)	1,021		
07	Number of students who were awarded aid		370	549
08	Percentage who were awarded aid		36	54
09	Total amount of aid awarded		1,621,480	3,077,853
10	Average amount of aid awarded		4,382	5,606
11	All other undergraduates (Line 01 - Line 06)	10,222		
12	Number of students who were awarded aid (Line 02 - Line 07)		2,630	3,880
13	Percentage who were awarded aid (Line 12 / Line 11)		26	38
14	Total amount of aid awarded (Line 04 - Line 09)		10,640,684	38,084,733
15	Average amount of aid awarded (Line 14 / Line 12)		4,046	9,816



Institution: University of Missouri-Kansas City (178402)

User ID: 29C0011

Section 1: Cost of Attendance**Cost of attendance for full-time, first-time undergraduate students:**

Please enter the amounts requested below. These data will be made available to the public on College Navigator. If your institution participates in any Title IV programs (Pell, Stafford, etc.), you must complete all information. **Estimates of expenses for books and supplies, room and board, and other expenses are those from the Cost of Attendance report used by the financial aid office in determining financial need. Please talk to your financial aid office to get these numbers, to ensure that you are reporting correctly.**

These numbers are carried forward from Institutional Characteristics and should only be changed if an error was made in the reporting.

Charges for full academic year		2013-14	2014-15	2015-16
Published tuition and required fees:				
<u>In-district</u>				
	Tuition	6,482	6,482	6,535
	Required fees	1,272	1,292	1,302
	Tuition + fees total	7,754	7,774	7,837
<u>In-state</u>				
	Tuition	6,482	6,482	6,535
	Required fees	1,272	1,292	1,302
	Tuition + fees total	7,754	7,774	7,837
<u>Out-of-state</u>				
	Tuition	16,680	16,930	17,064
	Required fees	1,272	1,292	1,302
	Tuition + fees total	17,952	18,222	18,366
	 <u>Books and supplies</u>	1,180	884	1,180
On-campus:				
	<u>Room and board</u>	11,552	9,815	10,610
	<u>Other expenses</u>	6,208	4,215	4,044
	Room and board and other expenses	17,760	14,030	14,654
Off-campus (not with family):				
	<u>Room and board</u>	8,372	9,492	9,402
	<u>Other expenses</u>	8,068	5,202	5,364
	Room and board and other expenses	16,440	14,694	14,766
 Off-campus (with family):				
	<u>Other expenses</u>	8,068	5,202	5,364

Institution: University of Missouri-Kansas City (178402)

User ID: 29C0011

Section 1: Part D

Part D - Enter Information about Group 3


Part D includes financial aid information about Group 3. Group 3 students are all full-time, first-time degree/certificate-seeking undergraduate students enrolled in Fall 2015 who paid the in-state or in-district tuition rate and were awarded grant or scholarship aid from the following sources: the federal government, state/local government, or the institution. The information you report in this part will be used in Part F to calculate average institutional net price.


For this part report:

For These Students	The Following Type(s) of Aid	Awarded in This Period
<ul style="list-style-type: none"> Full-time, first-time degree/certificate-seeking undergraduate students enrolled in Fall 2015 who paid the in-state or in-district tuition rate and were awarded grant or scholarship aid from the following sources: the federal government, state/local government, or the institution Do <u>not</u> include students who were awarded only grant or scholarship aid from private or other sources, or students who were awarded only non-grant aid 	<ul style="list-style-type: none"> Grant or scholarship aid from the federal government Grant or scholarship aid from state/local government Grant or scholarship aid from the institution Do <u>not</u> include grant or scholarship aid from private or other sources 	<ul style="list-style-type: none"> Any time during academic year 2015-16

In the fields below, report the number of Group 3 students with each type of living arrangement and the total amount of grant or scholarship aid from the federal government, state/local government, or the institution awarded to these students.

Information from Part A:		YOUR PRIOR YEAR DATA 2013-2014	YOUR PRIOR YEAR DATA 2014-2015	2015-2016
Group 3 Full-time, first-time degree/certificate-seeking undergraduate students who paid the in-state or in-district tuition rate and were awarded grant or scholarship aid from the following sources: the federal government, state/local government, or the institution (This number is carried forward from Part A, Line 03)		815	747	740
01	Report the number of Group 3 students with the following living arrangements:	YOUR PRIOR YEAR DATA 2013-14	YOUR PRIOR YEAR DATA 2014-15	2015-16
	01a <u>On-campus</u>	481	473	463
	01b <u>Off-campus (with family)</u>	170	158	170
	01c <u>Off-campus (not with family)</u>	89	79	69
	01d Unknown (calculated) This value is calculated using the following formula: [A03-(D01a+D01b+D01c)]	75	37	38
02	Report the total amount of grant or scholarship aid from the federal government, state/local government, or the institution awarded to Group 3 students	4,405,400	4,930,542	4,487,078

03	Average grant or scholarship aid from the federal government, state/local government, or the institution awarded to Group 3 students (calculated value). This value is calculated using the following formula: [D02/A03]	5,405	 6,600	6,064
----	---	-------	--	-------

 **The notes below provide context for the data you've reported above and may be posted on the College Navigator website. Choose one option that best explains your data or choose "Non-applicable" if you do not wish to provide context notes. If none of the options provided explains your institution's data, then choose "Other" and write your own context notes. Notes should be written to be understood by students and parents. For example, institutions may report here other sources of private aid not included in the categories listed.**

Non-applicable

Institution: University of Missouri-Kansas City (178402)

User ID: 29C0011

Section 1: Part E

Part E – Enter Information about Group 4

Part E includes financial aid information about Group 4. Group 4 students are all full-time, first-time degree/certificate-seeking undergraduate students enrolled in Fall 2015 who paid the in-state or in-district tuition rate and were awarded any Title IV federal student aid, including federal grants or federal student loans. The information you report in this part will be used in Part G to calculate average institutional net price by income level.

For this part, report:

For These Students	The Following Type(s) of Aid	Awarded in This Period
<ul style="list-style-type: none"> Full-time, first-time degree/certificate-seeking undergraduate students enrolled in Fall 2015 who paid the in-state or in-district tuition rate and were awarded any Title IV federal student aid 	<ul style="list-style-type: none"> Grant or scholarship aid from: <ul style="list-style-type: none"> federal government state/local government institution Do <u>not</u> include: <ul style="list-style-type: none"> grant or scholarship aid from private or other sources loan amounts Federal Work Study amounts 	<ul style="list-style-type: none"> Any time during academic year 2015-16

In the fields below, report the number of Group 4 students with each type of living arrangement and the total amount of grant or scholarship aid from the federal government, state/local government, or the institution awarded to these students by income level.


Information from Part A:

Group 4

Full-time, first-time degree/certificate-seeking undergraduate students who paid the in-state or in-district tuition rate and were awarded any Title IV federal student aid
(This number is carried forward from Part A, Line 04)

2013-14	2014-15	2015-16
645	606	608

01	Report the number of Group 4 students with the following living arrangements:	YOUR PRIOR YEAR DATA	YOUR PRIOR YEAR DATA	2015-16
		2013-14	2014-15	2015-16
	01a <u>On-campus</u>	417	398	403
	01b <u>Off-campus (with family)</u>	138	127	138
	01c <u>Off-campus (not with family)</u>	90	81	67
	01d Unknown (calculated) This value is calculated using the formula: [A04-(E01a+E01b+E01c)]	0	0	0

	Number of students who were awarded any Title IV aid (Group 4)	Of those in Column 1, the number who were awarded any grant or scholarship aid from the following sources: the federal government, state/local government, or the institution	Of those in Column 1, the total amount of grant or scholarship aid awarded from the following sources: the federal government, state/local government, or the institution	 Average amount of federal, state/local, and institutional grant or scholarship aid awarded to Group 4 students
		2013-14		


			Col. 1	Col. 2	Col. 3	Col. 4
02	Income level					
	02a	\$0-30,000	228	226	1,812,045	7,948
	02b	\$30,001-48,000	97	97	730,058	7,526
	02c	\$48,001-75,000	101	88	462,499	4,579
	02d	\$75,001-110,000	105	56	332,593	3,168
	02e	\$110,001 and more	114	28	296,659	2,602
	02f	Total all income levels	645	495	3,633,854	5,634

2014-15

			Col. 1	Col. 2	Col. 3	Col. 4
03	Income level					
	03a	\$0-30,000	202	201	1,863,059	9,223
	03b	\$30,001-48,000	113	112	933,810	8,264
	03c	\$48,001-75,000	101	82	606,427	6,004
	03d	\$75,001-110,000	89	29	279,732	3,143
	03e	\$110,001 and more	101	14	261,259	2,587
	03f	Total all income levels	606	438	3,944,287	6,509

2015-16

			Col. 1	Col. 2	Col. 3	Col. 4
04	Income level					
	04a	\$0-30,000	191	190	1,534,184	8,032
	04b	\$30,001-48,000	89	86	659,251	7,407
	04c	\$48,001-75,000	106	95	652,443	6,155
	04d	\$75,001-110,000	98	48	322,622	3,292
	04e	\$110,001 and more	124	34	364,360	2,938
	04f	Total all income levels	608	453	3,532,860	5,811

 The notes below provide context for the data you've reported above and may be posted on the College Navigator website. Choose one option that best explains your data or choose "Non-applicable" if you do not wish to provide context notes. If none of the options provided explains your institution's data, then choose "Other" and write your own context notes. Notes should be written to be understood by students and parents. For example, institutions may report here other sources of private aid not included in the categories listed.

Non-applicable

An empty table with a white background and a thin black border. The table is oriented horizontally and contains no data. It features a vertical scrollbar on the right side and a horizontal scrollbar at the bottom, both with standard arrow icons.

Institution: University of Missouri-Kansas City (178402)

User ID: 29C0011


Section 1: Part F

Part F – Net Price Calculation for Group 3

The following net price calculation is based on information that your institution reported in the Institutional Characteristics component and the Student Financial Aid component. For more information about the data your institution reported in the Institutional Characteristics component, please contact your institution's IPEDS Keyholder.

		YOUR PRIOR YEAR DATA	YOUR PRIOR YEAR DATA	2015-16
		2013-14	2014-15	
Components of cost of attendance				
01	Published <u>tuition</u> and <u>required fees</u> (lower of in-district or in-state)	7,754	7,774	7,837
02	<u>Books and supplies</u>	1,180	884	1,180
03	<u>Room and board</u> and <u>other expenses</u> by living arrangement			
	03a <u>On-campus</u>	17,760	14,030	14,654
	03b <u>Off-campus (with family)</u>	8,068	5,202	5,364
	03c <u>Off-campus (not with family)</u>	16,440	14,694	14,766
04	Number of Group 3 students by living arrangement			
	04a <u>On-campus</u>	481	473	463
	04b <u>Off-campus (with family)</u>	170	158	170
	04c <u>Off-campus (not with family)</u>	89	79	69
	04d Unknown	75	37	38
05	Weighted average for room and board and other expenses by living arrangement (excluding unknown values) See instructions for the formula for this calculation	15,375	12,139	12,415
06	Total cost of attendance This value is calculated using the following formula: [F01+F02+F05]	24,309	20,797	21,432
07	Average amount of grant or scholarship aid awarded to Group 3 students from the following sources: the federal government, state/local government, and the institution	5,405	6,600	6,064
08	Average institutional <u>net price</u> for Group 3 students This value is calculated using the following formula: [F06-F07]	18,904	14,197	15,368

As required by the Higher Education Opportunity Act of 2008, these amounts will be posted on the U.S. Department of Education's College Navigator website and used in the U.S. Department of Education's College Affordability and Transparency Lists.

 The notes below provide context for the data you've reported above and may be posted on the College Navigator website. Choose one option that best explains your data or choose "Non-applicable" if you do not wish to provide context notes. If none of the options provided explains your institution's data, then choose "Other" and write your own context notes. Notes should be written to be understood by students and parents. For example, institutions may report here other sources of private aid not included in the categories listed.

Non-applicable

Institution: University of Missouri-Kansas City (178402)


User ID: 29C0011

Section 1: Part G**Part G – Net Price Calculation for Group 4**

The following net price calculation is based on information that your institution reported in the Institutional Characteristics component and the Student Financial Aid component. For more information about the data your institution reported in the Institutional Characteristics component, please contact your institution's IPEDS Keyholder.

		YOUR PRIOR YEAR DATA	YOUR PRIOR YEAR DATA	2015-16
		2013-14	2014-15	
Components of cost of attendance				
01	Published <u>tuition</u> and <u>required fees</u> (lower of in-district or in-state)	7,754	7,774	7,837
02	<u>Books and supplies</u>	1,180	884	1,180
03	<u>Room and board</u> and <u>other expenses</u> by living arrangement			
03a	<u>On-campus</u>	17,760	14,030	14,654
03b	<u>Off-campus (with family)</u>	8,068	5,202	5,364
03c	<u>Off-campus (not with family)</u>	16,440	14,694	14,766
04	Number of Group 4 students by living arrangement			
04a	<u>On-campus</u>	417	398	403
04b	<u>Off-campus (with family)</u>	138	127	138
04c	<u>Off-campus (not with family)</u>	90	81	67
04d	Unknown	0	0	0
05	Weighted average for room and board and other expenses by living arrangement (excluding unknown values) See instructions for the formula for this calculation	15,502	12,269	12,558
06	Total cost of attendance by income level This value is calculated using the following formula: [G01+G02+G05]	24,436	20,927	21,575
07	Average amount of grant or scholarship aid awarded to Group 4 students from the following sources: the federal government, state/local government, and the institution	5,634	6,509	5,811
07a	\$0-30,000	7,948	9,223	8,032
07b	\$30,001-48,000	7,526	8,264	7,407
07c	\$48,001-75,000	4,579	6,004	6,155
07d	\$75,001-110,000	3,168	3,143	3,292
07e	\$110,001 and more	2,602	2,587	2,938
08	Average institutional <u>net price</u> for Group 4 students This value is calculated using the following formula: [G06-G07]			
08a	\$0-30,000	16,488	11,704	13,543
08b	\$30,001-48,000	16,910	12,663	14,168
08c	\$48,001-75,000	19,857	14,923	15,420
08d	\$75,001-110,000	21,268	17,784	18,283
08e	\$110,001 and more	21,834	18,340	18,637

As required by the Higher Education Opportunity Act of 2008, these amounts will be posted on the U.S. Department of Education's College Navigator website.

 The notes below provide context for the data you've reported above and may be posted on the College Navigator website. Choose one option that best explains your data or choose "Non-applicable" if you do not

wish to provide context notes. If none of the options provided explains your institution's data, then choose "Other" and write your own context notes. Notes should be written to be understood by students and parents. For example, institutions may report here other sources of private aid not included in the categories listed.

Non-applicable

Institution: University of Missouri-Kansas City (178402)

User ID: 29C0011

Section 2: Military Servicemembers and Veteran's Benefits**Section 2: Military Servicemembers and Veteran's Benefits**

IMPORTANT NOTE: Report for **Post-9/11 GI Bill Benefits: July 1, 2015 - June 30, 2016** and Report for **Department of Defense Tuition Assistance Program: October 1, 2015 - September 30, 2016**

- Report the total number of student recipients and the total dollar amounts for each program.
- Student recipients can also include eligible dependents.
- Consult with your campus certifying official, who may not be in the student financial aid office.
- For Post-9/11 GI Bill Benefits, do not include the matching institutional aid provided through the Yellow Ribbon Program if your school participated.
- Information reported to IPEDS is only what is known to the institution.
- Enter zero (0) if your institution did not have beneficiaries for that student level or program. Please do not leave a cell blank.

Type of benefit/assistance	Number of students receiving benefits/assistance	Total dollar amount of benefits/assistance awarded through the institution	Average dollar amount of benefits/assistance awarded through the institution
<u>Post-9/11 GI Bill Benefits</u>			
Undergraduate students	196	1,208,033	6,163
Graduate students	40	410,793	10,270
Total	236	1,618,826	6,859
<u>Department of Defense Tuition Assistance Program</u>			
Undergraduate students	20	52,661	2,633
Graduate students	2	1,669	835
Total	22	54,330	2,470

Institution: University of Missouri-Kansas City (178402)

User ID: 29C0011

Prepared by

This survey component was prepared by:					
<input checked="" type="radio"/>	Keyholder	<input type="radio"/>	SFA Contact	<input type="radio"/>	HR Contact
<input type="radio"/>	Finance Contact	<input type="radio"/>	Academic Library Contact	<input type="radio"/>	Other
Name:	<input type="text" value="Randy Sade"/>				
Email:	<input type="text" value="SadeR@umsystem.edu"/>				
How long did it take to prepare this survey component?					
	<input type="text" value="22"/>	hours	<input type="text" value="30"/>	minutes	
<p>The name of the preparer is being collected so that we can follow up with the appropriate person in the event that there are questions concerning the data. The Keyholder will be copied on all email correspondence to other preparers.</p> <p>The time it took to prepare this component is being collected so that we can continue to improve our estimate of the reporting burden associated with IPEDS. Please include in your estimate the time it took for you to review instructions, query and search data sources, complete and review the component, and submit the data through the Data Collection System.</p> <p>Thank you for your assistance.</p>					

Institution: University of Missouri-Kansas City (178402)

User ID: 29C0011

Summary**IPEDS Student Financial Aid (SFA) Survey Summary**

IPEDS collects important information regarding your institution. All data reported in IPEDS survey components become available in the IPEDS Data Center and appear as aggregated data in various Department of Education reports. Additionally, some of the reported data appears specifically for your institution through the College Navigator website and is included in your institution's Data Feedback Report (DFR). The purpose of this summary is to provide you an opportunity to view some of the data that, when accepted through the IPEDS quality control process, will appear on the College Navigator website and/or your DFR. College Navigator is updated approximately three months after the data collection period closes and Data Feedback Reports will be available through the [Data Center](#) and sent to your institution's CEO in November 2016.

Please review your data for accuracy. If you have questions about the data displayed below after reviewing the data reported on the survey screens, please contact the IPEDS Help Desk at: 1-877-225-2568 or ipedshelp@rti.org.

Total grant aid received by all undergraduate students		\$39,482,027
Number of undergraduate students who received a Pell Grant		3,000
Percentage of FTFT students receiving any financial aid		91%
	Percentage of FTFT students receiving grant aid by type	Average amount of grant aid received by type
Total	82%	\$7,062
Federal Government	36%	\$4,433
Pell	36%	\$4,382
Other Federal	1%	\$1,442
State/Local Government	39%	\$2,061
Institutional	69%	\$4,912
	Percentage of FTFT students receiving loans by type	Average amount of loans received by type
Total	54%	\$6,421
Federal	54%	\$5,606
Non-federal	4%	\$12,435
Average net price for FTFT students who receive grant aid		\$15,368
Average net price for FTFT students who receive Title IV federal student aid		
\$0 – 30,000		\$13,543
\$30,001 – 48,000		\$14,168
\$48,001 – 75,000		\$15,420
\$75,001 – 110,000		\$18,283
\$110,001 and more		\$18,637

Military Servicemembers and Veteran's Benefits

	Number of students receiving benefits/assistance	Total dollar amount of benefits/assistance

			awarded through the institution
Post-9/11 GI Bill Benefits			
	Undergraduate students	196	\$1,208,033
	Graduate students	40	\$410,793
	Total	236	\$1,618,826
Department of Defense Tuition Assistance Program			
	Undergraduate students	20	\$52,661
	Graduate students	2	\$1,669
	Total	22	\$54,330

Institution: University of Missouri-Kansas City (178402)

User ID: 29C0011

Edit Report

Student Financial Aid

University of Missouri-Kansas City (178402)

Source	Description	Severity	Resolved	Options
--------	-------------	----------	----------	---------

Screen: Part D - Enter Information about Group 3

Screen Entry	The values reported for the number of Group 3 students in 2014-15 and the total amount of aid they were awarded (Part D, line 02) make the average amount of aid awarded to these students outside the expected range of between 4,595 and 6,215 when compared with the prior year value. Please correct your data or explain. (Error #7327)	Explanation	Yes	
Reason:	State grants had an increase in the amount of the Bright Flight award that attributed to the state scholarships grants average increase and in institutional scholarships and grants we saw an increase in the number of departmental and athletic awards received by this year's cohort for awards that are on the higher end of the awarded dollar amount that have increased our average institutional award amount.			
Related Screens:	Part D - Enter Information about Group 3			