

Student Financial Aid 2014-15

2013-14 Data

Institution: University of Missouri-St Louis (178420)

User ID: 29C0011

Overview

IPEDS Student Financial Aid Component Overview
Public Academic Reporters

Welcome to the Student Financial Aid (SFA) component. The purpose of the SFA component is to collect information about financial aid provided to various groups of undergraduate students and military/veteran educational benefits for all students at your institution.

Changes to This Year's SFA Component

- New questions on military/veteran/eligible dependent students receiving benefits have been added. Total number and amount will be asked for both undergraduate and graduate students. Please work with your institutional representative who certifies such benefits. They may not be associated with the student financial aid office.

Data Reporting Reminders**Undergraduate Student Groups**

You will be asked to report information for different groups of students.

- **Group 1:** All undergraduate students
- **Group 2:** Of Group 1, full-time, first-time degree/certificate-seeking students
- **Group 3:** Of Group 2, students who paid the in-state/in-district tuition rate and were awarded any grant/scholarship aid from the federal government, state/local government, or the institution
- **Group 4:** Of Group 2, students who paid the in-state/in-district tuition rate and were awarded any Title IV federal student aid

COA Revisions

Revisions to Cost of Attendance used to calculate the net price of attendance can be made in this component.

Consult the instructions and screens to make sure you are reporting the correct aid amounts for the correct groups of students.

College Affordability and Transparency Lists

Net price amounts calculated in SFA will be used to populate the Department's College Affordability and Transparency lists.

Interactive Edits and Error Messages

SFA contains interactive edits that will check for blank fields, invalid values, or values that fall outside expected ranges. Some error messages will require you to confirm or explain the values that you entered. Some error messages are fatal and will require you to contact the IPEDS Help Desk at 1-877-225-2568 for resolution.

Context Boxes

You will find optional text boxes throughout SFA. Context boxes allow you to provide more information about the data you enter. Some of these context boxes may be made available to the public on College Navigator, so make sure that the information you enter can be understood easily by students, parents, and the general public.

Resources

To download the survey materials for this component: [Survey Materials](#)

To access your prior year data submission for this component: [Reported Data](#)


Institution: University of Missouri-St Louis (178420)

User ID: 29C0011

Section 1: Part A**Part A - Establish Your Groups**

Part A establishes the number of students in various groups. Note that the numbers on this screen will be carried forward to other parts of the Student Financial Aid component.

In the fields below, report the number of students in each of the following groups.

		 Fall 2013	YOUR PRIOR YEAR DATA Fall 2012
01	Group 1 All <u>undergraduate</u> students	<input type="text" value="13,569"/>	13,335
02	Group 2 Of those in Group 1, those who are <u>full-time</u> , <u>first-time</u> degree/certificate-seeking	<input type="text" value="464"/>	533
02a	Of those in Group 2, those who were awarded any <u>Federal Work Study</u> , <u>loans to students</u> , or grant or scholarship aid from the federal government, state/local government, the institution, or other sources known to the institution	<input type="text" value="435"/>	508
02b	Of those in Group 2, those who were awarded any <u>loans to students</u> or grant or scholarship aid from the federal government, state/local government, or the institution	<input type="text" value="433"/>	503
03	Group 3 Of those in Group 2, those who paid the in-state or in-district tuition rate and were awarded grant or scholarship aid from the federal government, state/local government, or the institution	<input type="text" value="335"/>	392
04	Group 4 Of those in Group 2, those who paid the in-state or in-district tuition rate and were awarded any <u>Title IV federal student aid</u>	<input type="text" value="277"/>	326

Institution: University of Missouri-St Louis (178420)

User ID: 29C0011

Section 1: Part B

Part B - Enter Information About Group 1

Part B includes information about Group 1. Group 1 students are all undergraduate students enrolled in Fall 2013.


For this part, report:

For These Students	The Following Type(s) of Aid	Awarded in This Period
<ul style="list-style-type: none"> All undergraduate students enrolled in Fall 2013 	<ul style="list-style-type: none"> Grant or scholarship aid from the federal government Grant or scholarship aid from state/local government Grant or scholarship aid from the institution Grant or scholarship aid from other sources known to the institution Loans to students from the federal government 	<ul style="list-style-type: none"> Any time during academic year 2013-14

In the fields below, report the number of Group 1 students and the total amount of aid awarded to these students for each type of aid.

Information from Part A:	Fall 2013
Group 1 All undergraduate students (This number is carried forward from Part A, Line 01.)	13,569

Aid Type	2013-14			
	Number of Group 1 students who were awarded aid	Percentage of Group 1 students who were awarded aid	Total amount of aid awarded to Group 1 students	Average amount of aid awarded to Group 1 students
01 Grant or scholarship aid from the federal government, state/local government, the institution, and other sources known to the institution	6,035	44	42,818,134	7,095
02 Pell grants	3,972	29	17,373,544	4,374
03 Federal student loans	5,527	41	43,457,704	7,863

 You may use the space below to provide context for data you've reported above. These context notes may be posted on the College Navigator website and should be written to be understood by students and parents.

Institution: University of Missouri-St Louis (178420)

User ID: 29C0011

Section 1: Part C, Page 1

Part C, Page 1 - Enter Information about Group 2

Part C includes information about Group 2. Group 2 students are all full-time, first-time degree/certificate-seeking undergraduate students enrolled in Fall 2013.

In the fields below, report the number of Group 2 students paying in-district, in-state, and out-of-state tuition rates. If your institution does not offer different rates, report all students as paying in-state tuition rates.

Information from Part A:			Fall 2013		
Group 2 Full-time, first-time degree/certificate-seeking undergraduates (This number is carried forward from Part A, Line 02)			464		
Group 2 students:			Fall 2013		YOUR PRIOR YEAR DATA
					Fall 2012
			Number of Group 2 students	Percentage of Group 2 students	Percentage of Group 2 students
01	01a	<u>paying in-district tuition rates</u>	<input type="text" value="0"/>	0	0
	01b	<u>paying in-state tuition rates</u>	<input type="text" value="366"/>	79	81
	01c	<u>paying out-of-state tuition rates</u>	<input type="text" value="98"/>	21	19
	01d	Unknown (calculated value) This value is calculated using the following formula: [A02-(C01a+C01b+C01c)]	0	0	0

Institution: University of Missouri-St Louis (178420)

User ID: 29C0011

Section 1: Part C, Page 2

Part C, Page 2 - Enter Information about Group 2

Part C includes financial aid information about Group 2. Group 2 students are all full-time, first-time degree/certificate-seeking undergraduate students enrolled in Fall 2013.

For this part, report:


For These Students	The Following Type(s) of Aid	Awarded in This Period
<ul style="list-style-type: none"> Full-time, first-time degree/certificate-seeking undergraduate students enrolled in Fall 2013 	<ul style="list-style-type: none"> Grant or scholarship aid from the federal government Grant or scholarship aid from state/local government Grant or scholarship aid from the institution Loans to students from the federal government and from other sources, including private or other loans Do <u>not</u> include grant or scholarship aid from private or other sources Do <u>not</u> include PLUS loans or loans made to anyone other than the student 	<ul style="list-style-type: none"> Any time during academic year 2013-14 For program reporters, this is the aid year period from July 1, 2013 through June 30, 2014.

In the fields below, report the number of Group 2 students and the total amount of aid awarded to these students for each type of aid. Enter unduplicated student counts within a category (e.g., Pell grants). However, a student can appear in more than one aid category.

Information from Part A:	Fall 2013
Group 2 Full-time, first-time degree/certificate-seeking undergraduates (This number is carried forward from Part A, Line 02)	464
Group 2a Of those in Group 2, those who were awarded any Federal Work Study, loans to students, or grant or scholarship aid from the federal government, state/local government, the institution, or other sources known to the institution (This number is carried forward from Part A, Line 02a)	435
Group 2b Of those in Group 2, those who were awarded any loans to students or grant or scholarship aid from the federal government, state/local government, or the institution (This number is carried forward from Part A, Line 02b)	433
Group 3 Of those in Group 2, those who were awarded grant or scholarship aid from the federal government, state/local government, or the institution	335

Aid Type	YOUR PRIOR YEAR DATA			
	Fall 2013			
Number of Group 2 students	Percentage of Group 2 students who	Total amount of aid awarded	Average amount of aid awarded	Fall 2012 Average amount of aid

			who were awarded aid	were awarded aid	to Group 2 students	to Group 2 students	awarded to Group 2 students
01	Grants or scholarships from the federal government, state/local government, or the institution		416	90	4,896,977	11,772	10,300
02	<u>Federal grants</u>		211	45	1,068,602	5,064	4,770
	02a	<u>Pell grants</u>	211	45	1,020,950	4,839	4,500
	02b	<u>Other federal grants</u>	54	12	47,652	882	2,062
03	<u>State/local government grants or scholarships (grants/scholarships/waivers)</u>		222	48	296,103	1,334	1,212
04	<u>Institutional grants or scholarships (scholarships/fellowships)</u>		406	88	3,532,272	8,700	7,968
05	<u>Loans to students</u>		262	56	1,316,591	5,025	5,569
	05a	Federal loans	261	56	1,288,819	4,938	5,287
	05b	Other loans (including private loans)	2	0	27,772	13,886	9,433

 You may use the space below to provide context for the data you've reported above. These context notes may be posted on the College Navigator website and should be written to be understood by students and parents. For example, institutions may report here other sources of private aid not included in the categories above.

Institution: University of Missouri-St Louis (178420)

User ID: 29C0011

Section 1: Comparison Chart**Comparison Chart**

Based on the information reported on the previous screens for Group 1 (all undergraduates) and Group 2 (full-time, first-time degree/certificate-seeking undergraduates), this comparison chart seeks to help institutions check their reported data. Assuming that the information on Groups 1 and 2 are correct, then the calculated fields for 'All Other Undergraduates' should be the balance (Group 1 minus Group 2). If the balance does not check with your institution's calculations, please correct your reported numbers for Groups 1 and 2 before moving forward with the completion of the SFA survey component.

Note: Data for the 'All Other Undergraduates' will appear in the IPEDS Data Center for data users, but not in College Navigator.

		Number of students	Pell grants	Federal Student Loans
01	Group 1 (all undergraduates)	13,569		
02	Number of students who were awarded aid		3,972	5,527
03	Percentage who were awarded aid		29	41
04	Total amount of aid awarded		17,373,544	43,457,704
05	Average amount of aid awarded		4,374	7,863
06	Group 2 (Full-time first-time undergraduates)	464		
07	Number of students who were awarded aid		211	261
08	Percentage who were awarded aid		45	56
09	Total amount of aid awarded		1,020,950	1,288,819
10	Average amount of aid awarded		4,839	4,938
11	All other undergraduates (Line 01 - Line 06)	13,105		
12	Number of students who were awarded aid (Line 02 - Line 07)		3,761	5,266
13	Percentage who were awarded aid (Line 12 / Line 11)		29	40
14	Total amount of aid awarded (Line 04 - Line 09)		16,352,594	42,168,885
15	Average amount of aid awarded (Line 14 / Line 12)		4,348	8,008

Institution: University of Missouri-St Louis (178420)

User ID: 29C0011

Section 1: Cost of Attendance**Cost of attendance for full-time, first-time undergraduate students:**

Please enter the amounts requested below. These data will be made available to the public on College Navigator. If your institution participates in any Title IV programs (Pell, Stafford, etc.), you must complete all information. **Estimates of expenses for books and supplies, room and board, and other expenses are those from the Cost of Attendance report used by the financial aid office in determining financial need. Please talk to your financial aid office to get these numbers, to ensure that you are reporting correctly.**

These numbers are carried forward from Institutional Characteristics and should only be changed if an error was made in the reporting.

Charges for full academic year	2011-12	2012-13	2013-14
Published tuition and required fees:			
<u>In-district</u>			
Tuition	7,222	7,438	8,844
Required fees	1,276	1,320	0
Tuition + fees total	8,498	8,758	8,844
<u>In-state</u>			
Tuition	7,222	7,438	8,844
Required fees	1,276	1,320	0
Tuition + fees total	8,498	8,758	8,844
<u>Out-of-state</u>			
Tuition	18,578	20,102	23,142
Required fees	1,276	1,320	0
Tuition + fees total	19,854	21,422	23,142
<u>Books and supplies</u>	930	1,000	1,000
On-campus:			
<u>Room and board</u>	9,252	9,520	9,640
<u>Other expenses</u>	8,568	4,244	4,208
Room and board and other expenses	17,820	13,764	13,848
Off-campus (not with family):			
<u>Room and board</u>	8,376	8,272	8,371
<u>Other expenses</u>	9,444	6,248	6,078
Room and board and other expenses	17,820	14,520	14,449
Off-campus (with family):			
<u>Other expenses</u>	9,444	6,248	6,636

Institution: University of Missouri-St Louis (178420)

User ID: 29C0011

Section 1: Part D

Part D - Enter Information about Group 3

Part D includes financial aid information about Group 3. Group 3 students are all full-time, first-time degree/certificate-seeking undergraduate students enrolled in Fall 2013 who paid the in-state or in-district tuition rate and were awarded grant or scholarship aid from the following sources: the federal government, state/local government, or the institution. The information you report in this part will be used in Part F to calculate average institutional net price.

For this part report:

For These Students	The Following Type(s) of Aid	Awarded in This Period
<ul style="list-style-type: none"> Full-time, first-time degree/certificate-seeking undergraduate students enrolled in Fall 2013 who paid the in-state or in-district tuition rate and were awarded grant or scholarship aid from the following sources: the federal government, state/local government, or the institution Do <u>not</u> include students who were awarded only grant or scholarship aid from private or other sources, or students who were awarded only non-grant aid 	<ul style="list-style-type: none"> Grant or scholarship aid from the federal government Grant or scholarship aid from state/local government Grant or scholarship aid from the institution Do <u>not</u> include grant or scholarship aid from private or other sources 	<ul style="list-style-type: none"> Any time during academic year 2013-14

In the fields below, report the number of Group 3 students with each type of living arrangement and the total amount of grant or scholarship aid from the federal government, state/local government, or the institution awarded to these students.

Information from Part A:			YOUR PRIOR YEAR DATA 2011-2012	YOUR PRIOR YEAR DATA 2012-2013	2013-2014
Group 3 Full-time, first-time degree/certificate-seeking undergraduate students who paid the in-state or in-district tuition rate and were awarded grant or scholarship aid from the following sources: the federal government, state/local government, or the institution (This number is carried forward from Part A, Line 03)			356	392	335
01	Report the number of Group 3 students with the following living arrangements:		YOUR PRIOR YEAR DATA 2011-12	YOUR PRIOR YEAR DATA 2012-13	2013-14
	01a	<u>On-campus</u>	150	135	136
	01b	<u>Off-campus (with family)</u>	100	154	120
	01c	<u>Off-campus (not with family)</u>	81	35	29
	01d	Unknown (calculated) This value is calculated using the following formula: [A03-(D01a+D01b+D01c)]	25	68	50
02	Report the total amount of grant or scholarship aid from the federal government, state/local government, or the institution awarded to Group 3 students		3,676,312	3,696,169	3,600,663

03	Average grant or scholarship aid from the federal government, state/local government, or the institution awarded to Group 3 students (calculated value). This value is calculated using the following formula: [D02/A03]	10,327	9,429	10,748
----	---	--------	-------	--------

You may use the space below to provide context for the data you've reported above.

Institution: University of Missouri-St Louis (178420)

User ID: 29C0011

Section 1: Part E

Part E – Enter Information about Group 4

Part E includes financial aid information about Group 4. Group 4 students are all full-time, first-time degree/certificate-seeking undergraduate students enrolled in Fall 2013 who paid the in-state or in-district tuition rate and were awarded any Title IV federal student aid, including federal grants or federal student loans. The information you report in this part will be used in Part G to calculate average institutional net price by income level.

For this part, report:

For These Students	The Following Type(s) of Aid	Awarded in This Period
<ul style="list-style-type: none"> Full-time, first-time degree/certificate-seeking undergraduate students enrolled in Fall 2013 who paid the in-state or in-district tuition rate and were awarded any Title IV federal student aid 	<ul style="list-style-type: none"> Grant or scholarship aid from: <ul style="list-style-type: none"> federal government state/local government institution Do <u>not</u> include: <ul style="list-style-type: none"> grant or scholarship aid from private or other sources loan amounts Federal Work Study amounts 	<ul style="list-style-type: none"> Any time during academic year 2013-14

In the fields below, report the number of Group 4 students with each type of living arrangement and the total amount of grant or scholarship aid from the federal government, state/local government, or the institution awarded to these students by income level.

Information from Part A:

Group 4

Full-time, first-time degree/certificate-seeking undergraduate students who paid the in-state or in-district tuition rate and were awarded any Title IV federal student aid
(This number is carried forward from Part A, Line 04)

2011-12 2012-13 2013-14

01 Report the number of Group 4 students with the following living arrangements:

		YOUR PRIOR YEAR DATA	YOUR PRIOR YEAR DATA	
		2011-12	2012-13	2013-14

01a	<u>On-campus</u>	<input type="text" value="99"/>	<input type="text" value="110"/>	<input type="text" value="110"/>
-----	------------------	---------------------------------	----------------------------------	----------------------------------

01b	<u>Off-campus (with family)</u>	<input type="text" value="55"/>	<input type="text" value="55"/>	<input type="text" value="46"/>
-----	---------------------------------	---------------------------------	---------------------------------	---------------------------------

01c	<u>Off-campus (not with family)</u>	<input type="text" value="51"/>	<input type="text" value="63"/>	 <input type="text" value="44"/>
-----	-------------------------------------	---------------------------------	---------------------------------	---

01d	Unknown (calculated) This value is calculated using the formula: [A04-(E01a+E01b+E01c)]	73	98	77
-----	---	----	----	----

Number of students who were awarded any Title IV aid (Group 4)

Of those in Column 1, the number who were awarded any grant or scholarship aid from the following sources: the federal government, state/local government, or the institution

Of those in Column 1, the total amount of grant or scholarship aid awarded from the following sources: the federal government, state/local government, or the institution

Average amount of grant or scholarship aid awarded to Group 4 students from the following sources: the federal government, state/local government, or the institution

2011-12

			Col. 1	Col. 2	Col. 3	Col. 4
02	Income level					
	02a	\$0-30,000	99	99	1,327,865	13,413
	02b	\$30,001-48,000	55	55	536,696	9,758
	02c	\$48,001-75,000	51	51	525,266	10,299
	02d	\$75,001-110,000	28	25	147,412	5,265
	02e	\$110,001 and more	45	36	217,998	4,844
	02f	Total all income levels	278	266	2,755,237	9,911

2012-13

			Col. 1	Col. 2	Col. 3	Col. 4
03	Income level					
	03a	\$0-30,000	110	110	1,398,872	12,717
	03b	\$30,001-48,000	55	55	599,662	10,903
	03c	\$48,001-75,000	63	60	432,251	6,861
	03d	\$75,001-110,000	55	48	347,722	6,322
	03e	\$110,001 and more	43	33	159,057	3,699
	03f	Total all income levels	326	306	2,937,564	9,011

2013-14

			Col. 1	Col. 2	Col. 3	Col. 4
04	Income level					
	04a	\$0-30,000	110	110	1,370,713	12,461
	04b	\$30,001-48,000	46	46	544,143	11,829
	04c	\$48,001-75,000	44	42	373,312	8,484
	04d	\$75,001-110,000	38	36	248,164	6,531
	04e	\$110,001 and more	39	37	191,374	4,907
	04f	Total all income levels	277	271	2,727,706	9,847

You may use the space below to provide context for the data you've reported above.

Institution: University of Missouri-St Louis (178420)

User ID: 29C0011

Section 1: Part F

Part F – Net Price Calculation for Group 3

The following net price calculation is based on information that your institution reported in the Institutional Characteristics component and the Student Financial Aid component. For more information about the data your institution reported in the Institutional Characteristics component, please contact your institution's IPEDS Keyholder.

		YOUR PRIOR YEAR DATA	YOUR PRIOR YEAR DATA	2013-14
		2011-12	2012-13	
Components of cost of attendance				
01	Published <u>tuition</u> and <u>required fees</u> (lower of in-district or in-state)	8,498	8,758	8,844
02	<u>Books and supplies</u>	930	1,000	1,000
03	<u>Room and board</u> and <u>other expenses</u> by living arrangement			
03a	<u>On-campus</u>	17,820	13,764	13,848
03b	<u>Off-campus (with family)</u>	9,444	6,248	6,636
03c	<u>Off-campus (not with family)</u>	17,820	14,520	14,449
04	Number of Group 3 students by living arrangement			
04a	<u>On-campus</u>	150	135	136
04b	<u>Off-campus (with family)</u>	100	154	120
04c	<u>Off-campus (not with family)</u>	81	35	29
04d	Unknown	25	68	50
05	Weighted average for room and board and other expenses by living arrangement (excluding unknown values) See instructions for the formula for this calculation	15,289	10,273	10,873
06	Total cost of attendance This value is calculated using the following formula: [F01+F02+F05]	24,717	20,031	20,717
07	Average amount of grant or scholarship aid awarded to Group 3 students from the following sources: the federal government, state/local government, and the institution	10,327	9,429	10,748
08	Average institutional <u>net price</u> for Group 3 students This value is calculated using the following formula: [F06-F07]	14,390	10,602	9,969

As required by the Higher Education Opportunity Act of 2008, these amounts will be posted on the U.S. Department of Education's College Navigator website and used in the U.S. Department of Education's College Affordability and Transparency Lists.

Do you wish to provide additional context notes?

Yes No

 You may use the space below to **provide context** for these data. These context notes may be posted on the College Navigator website and should be written to be understood by students and parents.

Institution: University of Missouri-St Louis (178420)

User ID: 29C0011

Section 1: Part G

Part G – Net Price Calculation for Group 4


The following net price calculation is based on information that your institution reported in the Institutional Characteristics component and the Student Financial Aid component. For more information about the data your institution reported in the Institutional Characteristics component, please contact your institution's IPEDS Keyholder.

		YOUR PRIOR YEAR DATA 2011-12	YOUR PRIOR YEAR DATA 2012-13	2013-14
Components of cost of attendance				
01	Published <u>tuition</u> and <u>required fees</u> (lower of in-district or in-state)	8,498	8,758	8,844
02	<u>Books and supplies</u>	930	1,000	1,000
03	<u>Room and board</u> and <u>other expenses</u> by living arrangement			
03a	<u>On-campus</u>	17,820	13,764	13,848
03b	<u>Off-campus (with family)</u>	9,444	6,248	6,636
03c	<u>Off-campus (not with family)</u>	17,820	14,520	14,449
04	Number of Group 4 students by living arrangement			
04a	<u>On-campus</u>	99	110	110
04b	<u>Off-campus (with family)</u>	55	55	46
04c	<u>Off-campus (not with family)</u>	51	63	44
04d	Unknown	73	98	77
05	Weighted average for room and board and other expenses by living arrangement (excluding unknown values) See instructions for the formula for this calculation	15,573	12,160	12,321
06	Total cost of attendance by income level This value is calculated using the following formula: [G01+G02+G05]	25,001	21,918	22,165
07	Average amount of grant or scholarship aid awarded to Group 4 students from the following sources: the federal government, state/local government, and the institution	9,911	9,011	9,847
07a	\$0-30,000	13,413	12,717	12,461
07b	\$30,001-48,000	9,758	10,903	11,829
07c	\$48,001-75,000	10,299	6,861	8,484
07d	\$75,001-110,000	5,265	6,322	6,531
07e	\$110,001 and more	4,844	3,699	4,907
08	Average institutional <u>net price</u> for Group 4 students This value is calculated using the following formula: [G06-G07]			
08a	\$0-30,000	11,588	9,201	9,704
08b	\$30,001-48,000	15,243	11,015	10,336
08c	\$48,001-75,000	14,702	15,057	13,681
08d	\$75,001-110,000	19,736	15,596	15,634
08e	\$110,001 and more	20,157	18,219	17,258

As required by the Higher Education Opportunity Act of 2008, these amounts will be posted on the U.S. Department of Education's College Navigator website.

Do you wish to provide additional context notes?

Yes No

 You may use the space below to **provide context** for these data. These context notes may be posted on the College Navigator website and should be written to be understood by students and parents.

Institution: University of Missouri-St Louis (178420)

User ID: 29C0011

Section 2: Military Servicemembers and Veteran's Benefits**Section 2: Military Servicemembers and Veteran's Benefits**IMPORTANT NOTE: Report for **July 1, 2013-June 30, 2014**

- Report the total number of student recipients and the total dollar amounts for each program.
- Student recipients can also include eligible spouse or dependents.
- Consult with your campus certifying official, who may not be in the student financial aid office.
- For Post-9/11 GI Bill Benefits, do not include the matching institutional aid provided through the Yellow Ribbon Program if your school participated.
- Information reported to IPEDS is only what is known to the institution. Do not report benefits that were not awarded/certified through the institution.
- Enter zero (0) if your institution did not have beneficiaries for that student level or program. Please do not leave a cell blank.

Type of benefit/assistance	Number of students receiving benefits/assistance	Total dollar amount of benefits/assistance awarded through the institution
<u>Post-9/11 GI Bill Benefits</u>		
Undergraduate students	229	832,640
Graduate students	26	75,054
Total	255	907,694
<u>Department of Defense Tuition Assistance Program</u>		
Undergraduate students	41	104,720
Graduate students	8	65,248
Total	49	169,968

Institution: University of Missouri-St Louis (178420)

User ID: 29C0011

Prepared by

This survey component was prepared by:

<input checked="" type="radio"/>	Keyholder	<input type="radio"/>	SFA Contact	<input type="radio"/>	HR Contact
<input type="radio"/>	Finance Contact	<input type="radio"/>	Academic Library Contact	<input type="radio"/>	Other
Name:	<input type="text" value="Randy Sade"/>				
Email:	<input type="text" value="SadeR@umsystem.edu"/>				

How long did it take to prepare this survey component?	<input type="text" value="22"/>	hours	<input type="text" value="30"/>	minutes
--	---------------------------------	-------	---------------------------------	---------

The name of the preparer is being collected so that we can follow up with the appropriate person in the event that there are questions concerning the data. The Keyholder will be copied on all email correspondence to other preparers.

The time it took to prepare this component is being collected so that we can continue to improve our estimate of the reporting burden associated with IPEDS. Please include in your estimate the time it took for you to review instructions, query and search data sources, complete and review the component, and submit the data through the Data Collection System.

Thank you for your assistance.

Institution: University of Missouri-St Louis (178420)

User ID: 29C0011

Summary**IPEDS Student Financial Aid (SFA) Survey Summary**

IPEDS collects important information regarding your institution. All data reported in IPEDS survey components become available in the IPEDS Data Center and appear as aggregated data in various Department of Education reports. Additionally, some of the reported data appears specifically for your institution through the College Navigator website and is included in your institution's Data Feedback Report (DFR). The purpose of this summary is to provide you an opportunity to view some of the data that, when accepted through the IPEDS quality control process, will appear on the College Navigator website and/or your DFR. College Navigator is updated approximately three months after the data collection period closes and Data Feedback Reports will be available through the [Data Center](#) and sent to your institution's CEO in November 2015.

Please review your data for accuracy. If you have questions about the data displayed below after reviewing the data reported on the survey screens, please contact the IPEDS Help Desk at: 1-877-225-2568 or ipedshelp@rti.org.

Total grant aid received by all undergraduate students		\$42,818,134
Number of undergraduate students who received a Pell Grant		3,972
Percentage of FTFT students receiving any financial aid		94%
	Percentage of FTFT students receiving grant aid by type	Average amount of grant aid received by type
Total	90%	\$11,772
Federal Government	45%	\$5,064
Pell	45%	\$4,839
Other Federal	12%	\$882
State/Local Government	48%	\$1,334
Institutional	88%	\$8,700
	Percentage of FTFT students receiving loans by type	Average amount of loans received by type
Total	56%	\$5,025
Federal	56%	\$4,938
Non-federal	0%	\$13,886
Average net price for FTFT students who receive grant aid		\$9,969
Average net price for FTFT students who receive Title IV federal student aid		
\$0 – 30,000		\$9,704
\$30,001 – 48,000		\$10,336
\$48,001 – 75,000		\$13,681
\$75,001 – 110,000		\$15,634
\$110,001 and more		\$17,258

Military Servicemembers and Veteran's Benefits

	Number of students receiving benefits/assistance	Total dollar amount of benefits/assistance

			awarded through the institution
Post-9/11 GI Bill Benefits			
	Undergraduate students	229	\$832,640
	Graduate students	26	\$75,054
	Total	255	\$907,694
Department of Defense Tuition Assistance Program			
	Undergraduate students	41	\$104,720
	Graduate students	8	\$65,248
	Total	49	\$169,968

Institution: University of Missouri-St Louis (178420)

User ID: 29C0011

Edit Report

Student Financial Aid

University of Missouri-St Louis (178420)

Source	Description	Severity	Resolved	Options
--------	-------------	----------	----------	---------

Screen: Part C, Page 2 - Enter Information about Group 2

Screen Entry	The average amount of this type of aid awarded to Group 2 students is outside the expected range of between 1,650 and 2,474 when compared with the prior year value. Please check the number of students and the total amount of aid awarded to these students, and correct or explain the discrepant values. (Error #7147)	Explanation	Yes	
Reason:	Fall 2012 numbers included Veteran's Benefits. When removing those from the previous year's calculation, the average award becomes \$878 per student.			
Screen Entry	The average amount of this type of aid awarded to Group 2 students is outside the expected range of between 7,547 and 11,319 when compared with the prior year value. Please check the number of students and the total amount of aid awarded to these students, and correct or explain the discrepant values. (Error #7147)	Explanation	Yes	
Reason:	There is no clear pattern between the borrowers of private loans from Fall 2012 and Fall 2013. Given the generally small sample sizes, it would be difficult to create a broad general theme. However, the smaller number of borrowers this year over previous years is a good thing, and suspect this is due, in part, to improved scholarship and grant packages for students.			

Screen: Cost of Attendance

Screen Entry	This value is expected to be within 20% of the prior year amount. Please correct your data or explain. (Error #7239)	Explanation	Yes	
Reason:	As originally reported in the 2012-13 Inst. Characteristics survey; "Through conversations with students, we realized a need to update our allowances for personal and miscellaneous expenses. This need for revision applied only to other expenses. The revised numbers reflect updated information collected from student surveys".			
Screen Entry	This value is expected to be within 20% of the prior year amount. Please correct your data or explain. (Error #7239)	Explanation	Yes	
Reason:	As originally reported in the 2012-13 Inst. Characteristics survey; "Through conversations with students, we realized a need to update our allowances for personal and miscellaneous expenses. This need for revision applied only to other expenses. The revised numbers reflect updated information collected from student surveys".			
Screen Entry	This value is expected to be within 20% of the prior year amount. Please correct your data or explain. (Error #7239)	Explanation	Yes	
Reason:	As originally reported in the 2012-13 Inst. Characteristics survey; "Through conversations with students, we realized a need to update our allowances for personal and miscellaneous expenses. This need for revision applied only to other expenses. The revised numbers reflect updated information collected from student surveys".			
Screen Entry	This value is expected to be within 40% of the prior year amount. Please correct your data or explain. (Error #7247)	Explanation	Yes	
Reason:	Starting 2013-14, separate tuition & fees were combined together as one tuition rate.			
Screen Entry	This value is expected to be within 40% of the prior year amount. Please correct your data or explain. (Error #7247)	Explanation	Yes	
Reason:	Starting 2013-14, separate tuition & fees were combined together as one tuition rate.			
Screen Entry	This value is expected to be within 40% of the prior year amount. Please correct your data or explain. (Error #7247)	Explanation	Yes	
Reason:	Starting 2013-14, separate tuition & fees were combined together as one tuition rate.			

Screen: Part D - Enter Information about Group 3

Screen Entry	The number entered is outside the expected range of between 70 and 130 when compared with the prior year value. Please correct your data or explain. (Error #7169)	Explanation	Yes	
Reason:	We have improved our methods of measurement to better classify students.			
Screen Entry	The number entered is outside the expected range of between 57 and 105 when compared with the prior year value. Please correct your data or explain. (Error #7169)	Explanation	Yes	
Reason:	We have improved our methods of measurement to better classify students.			

Screen: Part E - Enter Information about Group 4

Screen Entry	The number entered is outside the expected range of between 45 and 81 when compared with the prior year value. Please correct your data or explain. (Error #7169)	Explanation	Yes	
--------------	---	-------------	-----	--

Reason:	In the last few years, we've improved our grant and housing scholarship programs. This can be seen by the increase in students living on campus. Even though the number of FTFT degree-seeking students paying instate tuition rates who received Title IV aid decreased from 2012-13 to 2013-14, we maintained the number of students who lived on campus over the previous year. Those two factors (reduced students in this group overall, and maintained number of students living on campus) would contribute to a significant reduction in students living off campus.			
Screen Entry	The calculated average amount of grant or scholarship aid awarded to Group 4 students from the federal government, state/local government, or the institution for this income level is smaller than expected in comparison with the other income levels. Please check the values reported for the number of these students who were awarded any Title IV aid (Col. 1) and the total amount of grant or scholarship aid awarded to them (Col. 3) and correct your data or explain the discrepancy. (Error #7317)	Explanation	Yes	
Reason:	The most significant difference in the aid awarded to students in 02b versus 02c is in the form of housing scholarships. More students in 02c qualified for and were offered housing scholarships than students in 02b. When we removed housing scholarships from the calculations, this anomaly disappears.			