

Print Form(s)

Get PDF File

Go Back

## Institutional Characteristics 2011-12

Institution: University of Missouri-Kansas City (178402)

User ID: 29C0011

### Overview

#### Institutional Characteristics Overview

Welcome to the Institutional Characteristics (IC) survey. This survey collects important information about your institution's mission, admissions, students services, and student charges.

Much of the data reported on IC appear on College Navigator, a college search service for students. **Please report data correctly, as College Navigator is only updated one time after IC data have been reviewed, so errors may stay on the website for a full year.**

Additionally, the cost (price) of attendance data are used to calculate the net price of attendance in the Student Financial Aid survey. This has important implications for what students see about your institution, and also for the College Affordability and Transparency lists.

Remember, **it is the responsibility of the keyholder to provide NCES with accurate data about the institution.** Please never hesitate to call the IPEDS Help Desk and ask for help to make sure that you are reporting correctly!

#### Changes to Institutional Characteristics:

- The systems question is now part of the IC Header.
- There is a new question that asks whether all of the programs at your institution are offered completely via distance education.
- **!! Cost (price) of attendance data for program reporters will be collected for the length of the program (tuition and fees, books and supplies) or for 4 weeks (room and board, other expenses). This is to better align IC cost of attendance with SFA data for the net price calculation. Based on the data entered, program cost of attendance and academic year cost of attendance will be calculated. Please review all of these values very carefully**

Reviews of the IC survey data indicate a number of places where many people make errors. Please review the common errors listed below to ensure your institution does not make any reporting errors which may affect your institution's appearance to students and others.

- **Do not try to outsmart fatal errors.** In some cases, this provides false information to students or may cause an institution to appear on the College Affordability and Transparency lists. Fatal errors are there for a reason - contact the Help Desk at 877.225.2568 and they will happily help you to figure out what you are doing incorrectly, or provide an override if necessary.
- **Admissions data are for first-time students only.**
- **Many institutions are open admission but indicate that they are not.** If your institution only requires a GED or other high school equivalent and/or an ability to benefit test, and admits almost all students that apply, your institution is open admission.
- **If your institution makes numerous exceptions to an on-campus housing requirement, you should not indicate that you require students to live on campus.** This leads to inconsistent and problematic reporting on the Student Financial Aid survey.
- **Academic year reporters need to report tuition, fees, and living expenses for the entire academic year for which they are reporting.** In order to be consistent with other institutions in IPEDS, please use the IPEDS definition of an academic year.

To download survey materials package for this component: [Survey Materials](#)

To see last year's data submission for this component: [Reported Data](#)

Institution: University of Missouri-Kansas City (178402)

User ID: 29C0011

**Part A - Mission Statement**

1. Provide the institution's mission statement or a web address (URL) where the mission statement can be found. Typed statements are limited to 2,000 characters or less. The mission statement will be available to the public on College Navigator.

Mission

Statement URL:

**Please begin URL with "http://" or "https://"**

Mission Statement

2. Are all the programs at your institution offered completely via distance education?

 Yes No

Institution: University of Missouri-Kansas City (178402)


User ID: 29C0011

**Part B - Admissions and Estimated Enrollment****1. Does your institution have an open admission policy for all or most entering first-time degree/certificate-seeking undergraduate-level students?**

If the only requirement for admission is a high school diploma or GED/other equivalent, your institution is still considered open admission. Institutions that require only an Ability to Benefit or similar test beyond the diploma/equivalent, and only reject a very small number of students based on the test, are also considered open admission.

If your institution does not have an open admission policy, you will be expected to answer additional questions (B2, B3, and B4) regarding your admissions procedures and admissions yield.

 Yes No

 You may use the space below to provide context for the data you've reported above. These context notes will be posted on the College Navigator website, and should be written to be understood by students and parents.

Institution: University of Missouri-Kansas City (178402)

User ID: 29C0011

**Part B - Admission Requirements and Services - Admission Considerations**

2. Please select the option that best describes how your institution uses any of the following data in its undergraduate selection process.

Admission Considerations	Required	Recommended	Neither Required nor Recommended	Don't Know
Secondary school GPA	<input checked="" type="radio"/>	<input type="radio"/>	<input type="radio"/>	<input type="radio"/>
Secondary school rank	<input checked="" type="radio"/>	<input type="radio"/>	<input type="radio"/>	<input type="radio"/>
Secondary school record	<input checked="" type="radio"/>	<input type="radio"/>	<input type="radio"/>	<input type="radio"/>
Completion of college-preparatory program	<input type="radio"/>	<input checked="" type="radio"/>	<input type="radio"/>	<input type="radio"/>
Recommendations	<input type="radio"/>	<input type="radio"/>	<input checked="" type="radio"/>	<input type="radio"/>
Formal demonstration of competencies (e.g., portfolios, certificates of mastery, assessment instruments)	<input type="radio"/>	<input type="radio"/>	<input checked="" type="radio"/>	<input type="radio"/>
<u>Admission test scores</u>				
<u>SAT / ACT</u>	<input checked="" type="radio"/>	<input type="radio"/>	<input type="radio"/>	<input type="radio"/>
Other Test (ABT, Wonderlic, WISC-III, etc.) Note: If this is the only requirement other than a diploma or equivalent, and few students are not admitted due to this test, please return to question 1 and indicate that your institution is open admission.	<input type="radio"/>	<input type="radio"/>	<input checked="" type="radio"/>	<input type="radio"/>
<u>TOEFL</u> (Test of English as a Foreign Language)	<input checked="" type="radio"/>	<input type="radio"/>	<input type="radio"/>	<input type="radio"/>

Institution: University of Missouri-Kansas City (178402)

User ID: 29C0011

**Part B - Admission Requirements and Services - Selection Process**

3. Provide the number of first-time, degree/certificate-seeking undergraduate students who applied, who were admitted, and who enrolled (either full- or part-time) at your institution for the most recent Fall period available. Include early decision, early action, and students who began studies during the summer prior to the selected fall reporting period.

Remember that this question is only applicable to first-time students, do not include other students in these totals.

Only report students at levels that you indicated were offered in the IC Header. If you made an error in the IC Header, please call the IPEDS Help Desk and correct your error.

Select reporting period:  Fall 2010  Fall 2011

	Men	Women	Total
Number of <u>applicants</u>	1,658	2,557	4,215
Number of <u>admissions</u>	881	1,464	2,345
Number (of admitted) that enrolled <u>full-time</u>	405	709	1,114
Number (of admitted) that enrolled <u>part-time</u>	17	30	47
Total enrolled full-time and part-time	422	739	1,161
Percent of admissions enrolled full-time and part-time	48	50	50

4. If test scores are required for admission for first-time, degree/certificate-seeking undergraduate students, provide the number and percentage of *enrolled* students submitting SAT and/or ACT scores, as well as the 25th and 75th percentile scores for each test. Provide writing test scores *only* if used for admission. Provide data for the most recent group of *enrolled* students for whom data are available. Include new students admitted the summer prior to the selected fall reporting period.


**DO NOT convert test scores** (e.g., do not convert an SAT score to an ACT scale, etc.). If you have numbers for both SAT and ACT scores, **provide the percentiles for both tests**.

Select reporting period  Fall 2010  Fall 2011  Test scores NOT required

Number of enrolled students that submitted <u>SAT</u> scores	68
Percent of enrolled students that submitted SAT scores	6
Number of enrolled students that submitted <u>ACT</u> scores	1,082
Percent of enrolled students that submitted ACT scores	93

	<u>25th Percentile</u>	<u>75th Percentile</u>
SAT Critical Reading		
SAT Math	460	690
SAT Writing	500	660
ACT Composite	20	27
ACT English	20	28
ACT Math	18	26
ACT Writing		

You may use the space below to provide context for the data you've reported above. These context notes will be posted on the College Navigator website, and should be written to be understood by students and parents.



Institution: University of Missouri-Kansas City (178402)

User ID: 29C0011

**Part B - Estimated Fall Enrollment****Estimated 2011 Fall Enrollment**

*Provide an early estimate of the institution's fall enrollment for all levels offered. Levels should match those indicated 'Yes' in the IC Header survey. If you made an error in the Header survey, please contact the Help Desk.*

*These data will NOT appear in College Navigator, but will be made available via the IPEDS Data Center.*

Estimates should be based on the definitions used in the IPEDS Fall Enrollment component submitted during the spring collection (for academic institutions report an estimate of the students that are/will be enrolled as of October 15, 2011; for program reporter institutions report an estimate of students enrolled in your institution at any time between August 1 and October 31, 2011). Prior year (PY) Fall Enrollment counts are provided for reference.

	Full-time	FT PY Enroll- ment	Part-time	PT PY Enroll- ment	Total
<b><u>Undergraduate (academic or occupational programs)</u></b>	6,850	6,744	3,272	3,106	10,122
<b><u>Of undergraduates, those who are first-time, degree/certificate-seeking students</u></b>	1,112	1,109	47	36	1,159
<b><u>Graduate</u></b>	2,895	2,852	2,456	2,557	5,351

Institution: University of Missouri-Kansas City (178402)

User ID: 29C0011

**Part C - Student Services - Special Learning Opportunities****1. Does your institution accept any of the following? [Check all that apply]** Dual credit (college credit earned while in high school) Credit for life experiences Advanced placement (AP) credits None of the above**2. What types of special learning opportunities are offered by your institution? [Check all that apply]** Distance learning opportunities (e-learning) ROTC Army Navy Air Force Study abroad Weekend/evening collegeTeacher certification (for the elementary, middle school/junior high, or secondary level)Do **not** include certifications to teach at the postsecondary level. Students can complete their preparation in certain areas of specialization Students must complete their preparation at another institution for certain areas of specialization This institution is approved by the state for the initial certification or licensure of teachers None of the above**3. If your institution grants a bachelor's degree or higher but does not offer a full 4-year program of study at the undergraduate level, how many years of completed college-level work are required for entrance?**

Number of years

Select One



Institution: University of Missouri-Kansas City (178402)

User ID: 29C0011

**Part C - Student Services - Services, Library, Tuition****4. Which of the following selected student services are offered by your institution? [Check all that apply]**


- Remedial services
- Academic/career counseling services
- Employment services for current students
- Placement services for program completers
- On-campus day care for children of students
- None of the above

**5. Does your institution have its own library or are you financially supporting a shared library with another postsecondary education institution?**

- Have our own library
- Do not have our own library but contribute financial support to a shared library
- Neither of the above

**6. Indicate whether or not any of the following alternative tuition plans are offered by your institution.**

- No
- Yes
  - Tuition guarantee
  - Prepaid tuition plan
  - Tuition payment plan
  - Other (specify in box below)

 You may use the space below to provide context for the data you've reported above. These context notes will be posted on the College Navigator website, and should be written to be understood by students and parents.

Institution: University of Missouri-Kansas City (178402)

User ID: 29C0011


**Part C - Disability Service**

Please indicate the percentage of all undergraduates enrolled during fall 2010 who were formally registered as students with disabilities with the institution's office of disability services (or the equivalent office).

3 percent or less

More than 3 percent:

 %

 You may use the space below to provide context for the data you've reported above. These context notes will be posted on the College Navigator website, and should be written to be understood by students and parents.

Institution: University of Missouri-Kansas City (178402)

User ID: 29C0011

**Part D - Student Charges Questions****1. Are all full-time, first-time degree/certificate-seeking students required to live on campus or in institutionally-controlled housing?**

If you answer **Yes** to this question, you will not be asked to report off-campus room and board in the price of attendance (D11).

If you make any exceptions to this rule, and have first-time, full-time students living off-campus, please answer **No** so that this does not cause conflicts with the Student Financial Aid survey.

- No  
 Yes

**2. Does your institution charge different tuition for in-district, in-state, or out-of-state students?**

If you answer **Yes** to this question, you will be expected to report tuition amounts for in-district, in-state, and out-of-state students.

Please only select **Yes** if you really charge different tuition rates, or you will be reporting the same numbers 3 times.

- No  
 Yes

**3. Does your institution offer institutionally-controlled housing (either on or off campus)?**

If you answer **Yes** to this question, you will be expected to specify a housing capacity, and to report a room charge or a combined room and board charge (D10).

- No  
 Yes

Specify housing capacity for academic year 2011-12

**4. Do you offer board or meal plans to your students?**

If you answer **Yes** to this question, you will be expected to report a board charge or combined room and board charge (D10).

- No  
 Yes - Enter the number of meals per week in the maximum meal plan available

- Yes - Number of meals per week can vary (e.g., students' charge meals against a meal card)

Institution: University of Missouri-Kansas City (178402)

User ID: 29C0011

**Part D - Undergraduate Student Charges**

If the institution charges an application fee, indicate the amount.

	Amount	Prior year
<u>Undergraduate application fee</u>	35	35

**5. Charges to full-time undergraduate students for the full academic year 2011-12**

Please be sure to report an average tuition that includes all students at all levels (freshman, sophomore, etc.).

	<u>In-district</u>	Prior year	<u>In-state</u>	Prior year	<u>Out-of-state</u>	Prior year
All full-time <u>undergraduates</u>						
Average <u>tuition</u>	7,737	7,368	7,737	7,368	19,905	18,957
<u>Required fees</u>	1,292	1,234	1,292	1,234	1,292	1,234

**6. Per credit hour charge for part-time undergraduate students**

Please be sure to report an average per credit tuition that includes all students at all levels (freshman, sophomore, etc.).

	<u>In-district</u>	Prior year	<u>In-state</u>	Prior year	<u>Out-of-state</u>	Prior year
<u>Per credit hour charge</u>	258	246	258	246	664	632

Institution: University of Missouri-Kansas City (178402)

User ID: 29C0011

**Part D - Graduate Student Charges**

If the institution charges an application fee, indicate the amount.

	Amount	Prior year
<u>Graduate application fee</u>	35	35

*Please do not include tuition for Doctor's Degree – Professional Practice programs.  
Data for those programs are collected separately.*

**7. Charges to full-time graduate students for the full academic year 2011-12**

	<u>In-district</u>	Prior year	<u>In-state</u>	Prior year	<u>Out-of-state</u>	Prior year
Average <u>tuition</u>	5,798	5,522	5,798	5,522	14,969	14,256
<u>Required fees</u>	936	888	936	888	936	888

**8. Per credit hour charge for part-time graduate students**

	<u>In-district</u>	Prior year	<u>In-state</u>	Prior year	<u>Out-of-state</u>	Prior year
<u>Per credit hour charge</u>	322	307	322	307	832	792

Institution: University of Missouri-Kansas City (178402)

User ID: 29C0011

**Part D - Student Charges - Graduate, Doctor's Professional Practice Tuition**

9. List the typical tuition and required fees for a full-time doctor's - professional practice student in any of the selected programs for the full academic year 2011-12.

DO NOT include room and board charges

Doctor's degree - professional practice

	In-state	Out-of-state
<b>1. Chiropractic (D.C. or D.C.M.):</b>		
<u>Tuition amount</u>	<input type="text"/>	<input type="text"/>
<u>Required fees</u>	<input type="text"/>	<input type="text"/>
<b>2. Dentistry (D.D.S. or D.M.D.):</b>		
<u>Tuition amount</u>	25,253	50,328
<u>Required fees</u>	1,318	1,318
<b>3. Medicine (M.D.):</b>		
<u>Tuition amount</u>	20,912	41,824
<u>Required fees</u>	1,369	1,369
<b>4. Optometry (O.D.):</b>		
<u>Tuition amount</u>	<input type="text"/>	<input type="text"/>
<u>Required fees</u>	<input type="text"/>	<input type="text"/>
<b>5. Osteopathic Medicine (D.O.):</b>		
<u>Tuition amount</u>	<input type="text"/>	<input type="text"/>
<u>Required fees</u>	<input type="text"/>	<input type="text"/>
<b>6. Pharmacy (Pharm.D.):</b>		
<u>Tuition amount</u>	17,514	38,509
<u>Required fees</u>	1,292	1,292
<b>7. Podiatry (Pod.D., D.P., or D.P.M.):</b>		
<u>Tuition amount</u>	<input type="text"/>	<input type="text"/>
<u>Required fees</u>	<input type="text"/>	<input type="text"/>
<b>8. Veterinary Medicine (D.V.M.):</b>		
<u>Tuition amount</u>	<input type="text"/>	<input type="text"/>
<u>Required fees</u>	<input type="text"/>	<input type="text"/>
<b>9. Law (J.D.):</b>		
<u>Tuition amount</u>	15,438	30,480
<u>Required fees</u>	1,292	1,292

Institution: University of Missouri-Kansas City (178402)

User ID: 29C0011

**Part D - Student Charges - Room and Board****10. What are the typical room and board charges for a student for the full academic year 2011-12?***If your institution offers room or board at no charge to students, enter zero.**If you report room and board separately, leave the combined charge blank. If you report a combined charge, leave the room and board charges blank.*Room and board charges

	Amount	Prior year
Room charge (Double occupancy)	<input type="text" value="NA"/>	
Board charge (Maximum plan)	<input type="text" value="NA"/>	
Combined room and board charge (Answer only if you CANNOT separate room and board charges.)	<input type="text" value="10,201"/>	<b>10,131</b>

Institution: University of Missouri-Kansas City (178402)

User ID: 29C0011

**Part D - Student Charges - Price of Attendance**

**11. Cost (price) of attendance for full-time, first-time undergraduate students:**

Please enter the amounts requested below. These data will be made available to the public on College Navigator. Data for prior years may be corrected. If your institution participates in any Title IV programs (Pell, Stafford, etc.), you must complete all information for the current year. *Estimates of expenses for books and supplies, room and board, and other expenses are those from the Cost of Attendance report used by the financial aid office in determining financial need. Please talk to your financial aid office to get these numbers, to ensure that you are reporting correct numbers.*

Leave items that do not apply blank and the system will fill in as "not applicable" or indicate that more information is needed. For example, if your institution was not open in 2008-09, leave those cells blank and call the Help Desk to override any errors. DO NOT attempt to overcome the errors by entering false data.

If the 2011-12 tuition and/or fees for entering students are covered by a tuition guarantee program, check the applicable box(es) under 'Tuition Guarantee'. Additionally, if the guarantee is not for a 0% increase, please indicate the maximum % increase guarantee. *These numbers are expected to be fairly small. Please contact the Help Desk if you are confused about these values and how to report them.*

**Charges for full academic year**

2008-09    2009-10    2010-11    2011-12

**Published tuition and required fees:**

Tuition Guarantee  
*(check only if applicable to entering students in 2011-12)*

**Guaranteed increase %**

In-district

Tuition	7,368	7,368	7,368	7,737	<input type="checkbox"/>	
Required fees	905	905	1,234	1,292	<input type="checkbox"/>	
Tuition + fees total	8,273	8,273	8,602	9,029		
PY tuition + fees total	<b>8,273</b>	<b>8,273</b>	<b>8,602</b>			

In-state

Tuition	7,368	7,368	7,368	7,737	<input type="checkbox"/>	
Required fees	905	905	1,234	1,292	<input type="checkbox"/>	
Tuition + fees total	8,273	8,273	8,602	9,029		
PY tuition + fees total	<b>8,273</b>	<b>8,273</b>	<b>8,602</b>			

Out-of-state

Tuition	18,459	18,459	18,957	19,905	<input type="checkbox"/>	
Required fees	905	905	1,234	1,292	<input type="checkbox"/>	
Tuition + fees total	19,364	19,364	20,191	21,197		
PY tuition + fees total	<b>19,364</b>	<b>19,364</b>	<b>20,191</b>			

Books and supplies

1,180	1,180	1,382	1,376
-------	-------	-------	-------

**On campus:**

<u>Room and board</u>	9,560	9,560	10,131	10,201
<u>Other expenses</u>	5,930	5,930	5,841	6,240
Room and board and other expenses	15,490	15,490	15,972	16,441

**Off campus (not with family):**

<u>Room and board</u>	8,320	8,320	8,670	8,370
<u>Other expenses</u>	8,000	8,000	8,008	9,450
Room and board and other expenses	16,320	16,320	16,678	17,820

**Off campus (with family):**




Other expenses

8,000

8,000

8,008

9,450

 You may use the space below to provide context for the data you've reported above. These context notes will be posted on the College Navigator website, and should be written to be understood by students and parents.

Institution: University of Missouri-Kansas City (178402)

User ID: 29C0011

**Part E - Athletic Association**

**1. Is this institution a member of a national athletic association?**

- No
- Yes - Check all that apply
  - National Collegiate Athletic Association (NCAA)
  - National Association of Intercollegiate Athletics (NAIA)
  - National Junior College Athletic Association (NJCAA)
  - United States Collegiate Athletic Association (USCAA)
  - National Christian College Athletic Association (NCCAA)
  - Other

**2. If this institution is a member of the NCAA or NAIA, specify the conference FOR EACH SPORT using the pull down menu.**

Sport	NCAA or NAIA member		Conference
Football	<input checked="" type="radio"/> No	<input type="radio"/> Yes-Specify	Select One
Basketball	<input type="radio"/> No	<input checked="" type="radio"/> Yes-Specify	The Summit League
Baseball	<input checked="" type="radio"/> No	<input type="radio"/> Yes-Specify	Select One
Cross country and/or track	<input type="radio"/> No	<input checked="" type="radio"/> Yes-Specify	The Summit League

Institution: University of Missouri-Kansas City (178402)

User ID: 29C0011

**Summary**

### Institutional Characteristics Component Summary Academic Year Reporters

IPEDS collects important information regarding your institution. All data reported in IPEDS survey components become available in the IPEDS Data Center and appear as aggregated data in various Department of Education reports. Additionally, some of the reported data appears specifically for your institution through the College Navigator website and is included in your institution's Data Feedback Report (DFR). The purpose of this summary is to provide you an opportunity to view some of the data that, when accepted through the IPEDS quality control process, will appear on the College Navigator website and/or your DFR. College Navigator is updated approximately three months after the data collection period closes and Data Feedback Reports will be available through the ExPT and sent to your institution's CEO in November 2012.

Please review your data for accuracy. If you have questions about the data displayed below after reviewing the data reported on the survey screens, please contact the IPEDS Help Desk at: 1-877-225-2568 or [ipedshelp@rti.org](mailto:ipedshelp@rti.org).

<b>GENERAL INFORMATION</b>	
Mission Statement	<a href="http://www.umkc.edu/chancellor/umkc-mission-vision.asp">http://www.umkc.edu/chancellor/umkc-mission-vision.asp</a>
Are all the programs at your institution offered completely via distance education?	No
Special Learning Opportunities	Distance learning opportunities (e-learning) ROTC (Army) Study abroad Weekend/evening college Teacher certification (below the postsecondary level)
Student Services	Remedial services Academic/career counseling services Employment services for current students Placement services for program completers On-campus day care for children of students
Credit Accepted	Dual credit (college credit earned while in high school) Credit for life experiences Advanced placement (AP) credits
Undergraduate students enrolled who are formally registered with office of disability services	3 percent or less

<b>PRICING INFORMATION</b>					
Estimated expenses for academic year for full-time, first-time students		2008-09	2009-10	2010-11	2011-12
	In-district tuition and fees	\$8,273	\$8,273	\$8,602	\$9,029
	In-state tuition and fees	\$8,273	\$8,273	\$8,602	\$9,029
	Out-of-state tuition and fees	\$19,364	\$19,364	\$20,191	\$21,197
	Books and supplies	\$1,180	\$1,180	\$1,382	\$1,376
	On Campus Room and Board	\$9,560	\$9,560	\$10,131	\$10,201
	On Campus Other Expenses	\$5,930	\$5,930	\$5,841	\$6,240
	Off Campus Room and Board	\$8,320	\$8,320	\$8,670	\$8,370
	Off Campus Other Expenses	\$8,000	\$8,000	\$8,008	\$9,450
	Off Campus with family Other Expenses	\$8,000	\$8,000	\$8,008	\$9,450
Average undergraduate student tuition and fees for academic year 2011-12		Tuition		Fees	
	In-district			\$7,737	\$1,292
	In-state			\$7,737	\$1,292
	Out-of-state			\$19,905	\$1,292

Average graduate student tuition and fees for academic year 2011-12		Tuition	Fees
	In-district	\$5,798	\$936
	In-state	\$5,798	\$936
	Out-of-state	\$14,969	\$936
Alternative tuition plans		Tuition payment plan	

### ADMISSIONS INFORMATION

Open admission	No		
Undergraduate application fee 2011-12	\$35		
Undergraduate Admissions Fall 2011	Total	Male	Female
Number of applicants	4,215	1,658	2,557
Percent admitted	56%	53%	57%
Percent admitted who enrolled	50%	48%	50%
Admissions Considerations	Required	Recommended	
	Secondary school GPA Secondary school rank Secondary school record Admission test scores (SAT/ACT) TOEFL (Test of English as a Foreign language)	Completion of college-preparatory program	
Test Scores Fall 2011 (enrolled full-time students)	# Submitting Scores	% Submitting Scores	
SAT	68	6%	
ACT	1,082	93%	
	25 <sup>th</sup> Percentile	75 <sup>th</sup> Percentile	
SAT Critical Reading	N/A	N/A	
SAT Math	460	690	
SAT Writing	500	660	
ACT Composite	20	27	
ACT English	20	28	
ACT Math	18	26	
ACT Writing	N/A	N/A	

Institution: University of Missouri-Kansas City (178402)

User ID: 29C0011

**Explanation Report**

Number	Source	Location	Description	Severity	Accepted
<b>Screen: Part B - Admission Requirements and Services - Selection Process</b>					
1	Row: 19 Col: 2	Screen Entry	The number of enrolled first-time, degree/certificate seeking students that submitted test scores should be greater than or equal to the total number of first-time students enrolled full-time and part-time. Please fix or explain.	Explanation	Yes
Reason:	The SAT is not the primary test used for entrance into the University of Missouri, the ACT is. The low number of SAT represents students who come from outside of the Midwest region.				
2	Row: 27 Col: 2	Screen Entry	You reported the number of students who submitted SAT test scores but you did not enter any percentiles. Please explain or fix.	Explanation	Yes
Reason:	SAT Critical Reading scores are not available.				
3	Row: 27 Col: 3	Screen Entry	You reported the number of students who submitted SAT test scores but you did not enter any percentiles. Please explain or fix.	Explanation	Yes
Reason:	SAT Critical Reading scores are not available.				
4	Row: 33 Col: 2	Screen Entry	You reported the number of students who submitted ACT test scores but you did not enter any percentiles. Please explain or fix.	Explanation	Yes
Reason:	ACT Writing scores are not available.				
5	Row: 33 Col: 3	Screen Entry	You reported the number of students who submitted ACT test scores but you did not enter any percentiles. Please explain or fix.	Explanation	Yes
Reason:	ACT Writing scores are not available.				
<b>Screen: Part B - Estimated Fall Enrollment</b>					
6	Row: 8 Col: 5	Screen Entry	The number you entered, 47, is outside the expected range of within 30% of the number reported in last year's Enrollment. Please fix or explain.	Explanation	Yes
Reason:	The is an official headcount number, not an estimate.				

Print Form(s)

Get PDF File

Go Back