

## Fall Enrollment 2016-17

Institution: University of Missouri-Columbia (178396)

User ID: 29C0011

### Overview

#### Fall Enrollment Overview

The Fall Enrollment component collects student enrollment counts by level of student, enrollment status, gender and race/ethnicity. In addition, first-time student retention rates and the student-to-faculty ratio are collected. Every other year data on residence of first-time undergraduates is required and in opposite years, enrollment by student age is required to be reported.

Institutions operating on a traditional academic year calendar (semester, trimester, quarter, or 4-1-4) report Fall enrollment as of the institution's official fall reporting date or October 15. Institutions operating on a calendar that differs by program or that enrolls students on a continuous basis (referred to as program reporters) report Fall enrollment as students enrolled any time during the period August 1 and October 31.

#### Data Reporting Reminders:

- Part B, Enrollment of students by age, is **optional** this year.
- Part C, Residence of first-time degree/certificate-seeking undergraduates, is **required** this year.

#### Recent changes:

- There is one change to the 2016-17 Fall Enrollment component from the 2015-16 collection. The one change is for retention rates. IPEDS ask that you report inclusions in the adjusted Fall 2015 cohort. For inclusions to the Fall 2015 cohort, report first-time bachelor's seeking study abroad students who were excluded from the first-time cohort but who have re-enrolled at the institution their second year.

#### Resources:

To download the survey materials for this component: [Survey Materials](#)

To access your prior year data submission for this component: [Reported Data](#)

If you have questions about completing this survey, please contact the **IPEDS Help Desk at 1-877-225-2568**.

Institution: University of Missouri-Columbia (178396)

User ID: 29C0011

**Part Selection**

**Completion of Part B (Enrollment of Students by Age) is optional this year.**

**Do you wish to complete Part B this year?**

**If you select 'Yes', you will be expected to complete the Part B screens.**

**If you select 'No', you will skip Part B.**


<input type="radio"/>	No, I will not complete Part B
<input checked="" type="radio"/>	Yes, I will complete Part B

Institution: University of Missouri-Columbia (178396)

User ID: 29C0011

**Fall Enrollment - CIPCODE Selection**

Indicate which of the following fields of study are offered by your institution. Students are to be reported by their major field of study for the categories listed below. Fields for which enrollment was reported for Fall 2014 have already been checked; please make sure all listed fields that are offered by your institution are checked.

Undergraduate and graduate fields	
<input checked="" type="checkbox"/>	13.0000 -- Education
<input checked="" type="checkbox"/>	14.0000 -- Engineering
<input checked="" type="checkbox"/>	26.0000 -- Biological and Biomedical Sciences
<input checked="" type="checkbox"/>	27.0000 -- Mathematics
<input checked="" type="checkbox"/>	40.0000 -- Physical Sciences
<input checked="" type="checkbox"/>	52.0000 -- Business, Management, Marketing, and Related Support Services
Graduate-only fields	
<input checked="" type="checkbox"/>	22.0101 -- Law (LL.B., J.D.)
<input type="checkbox"/>	51.0401 -- Dentistry (D.D.S., D.M.D.)
<input checked="" type="checkbox"/>	 51.1201 -- Medicine (M.D.)
<input type="checkbox"/>	None of the above
<input checked="" type="checkbox"/>	Yes, I confirm that I reviewed the fields of study are offered by my institution above.

You may use the space below to **provide context** for the data you've reported above.

Institution: University of Missouri-Columbia (178396)

User ID: 29C0011

**Part A - Fall Enrollment for Full-Time Undergraduate Students**Enrollment as of the institution's official fall reporting date or as of October 15, 2016**Full-time Undergraduate Students****Reporting Reminders:**

- Report Hispanic/Latino individuals of any race as Hispanic/Latino
- Report race for non-Hispanic/Latino individuals only
- Even though Teacher Preparation certificate programs may require a bachelor's degree for admission, they are considered subbaccalaureate undergraduate programs, and students in these programs are undergraduate students.

**Men**

Enrolled for <u>credit</u>	<u>Degree/certificate-seeking</u>			Total degree/certificate- seeking	Non-degree/ non- certificate- seeking	Total, <b><u>Full-time undergraduate students</u></b>
	<u>First-time</u>	<u>Transfer-in</u>	<u>Continuing/ Returning</u>			
<u>Nonresident alien</u>	29	25	366	420	27	447
<u>Hispanic/Latino</u>	96	20	321	437	0	437
<u>American Indian or Alaska Native</u>	5	0	19	24	0	24
<u>Asian</u>	50	10	209	269	0	269
<u>Black or African American</u>	117	37	576	730	0	730
<u>Native Hawaiian or Other Pacific Islander</u>	1	1	3	5	0	5
<u>White</u>	1,752	333	7,075	9,160	9	9,169
Two or more races	77	15	258	350	0	350
<u>Race and ethnicity unknown</u>	23	8	44	75	1	76
<b>Total men</b>	2,150	449	8,871	11,470	37	11,507
Total men prior year	<b>2,832</b>	<b>537</b>	<b>9,001</b>	<b>12,370</b>	<b>63</b>	<b>12,433</b>

**Women**

Enrolled for <u>credit</u>	<u>Degree/certificate-seeking</u>			Total degree/certificate- seeking	Non-degree/ non- certificate- seeking	Total, <b><u>Full-time undergraduate students</u></b>
	<u>First-time</u>	<u>Transfer-in</u>	<u>Continuing/ Returning</u>			
<u>Nonresident alien</u>	24	21	314	359	22	381
<u>Hispanic/Latino</u>	97	18	367	482	0	482
<u>American Indian or Alaska Native</u>	8	0	15	23	0	23
<u>Asian</u>	61	6	220	287	0	287
<u>Black or African American</u>	176	23	943	1,142	0	1,142
				6		6

<u>Native Hawaiian or Other Pacific Islander</u>	1	1	4		0	
<u>White</u>	2,041	274	7,495	9,810	5	9,815
Two or more races	101	9	309	419	0	419
<u>Race and ethnicity unknown</u>	13	4	45	62	0	62
<b>Total women</b>	2,522	356	9,712	12,590	27	12,617
Total women prior year	<b>3,203</b>	<b>437</b>	<b>9,899</b>	<b>13,539</b>	<b>55</b>	<b>13,594</b>
<b>Grand total (men+women)</b>	4,672	805	18,583	24,060	64	24,124
Grand total (men+women) prior year	<b>6,035</b>	<b>974</b>	<b>18,900</b>	<b>25,909</b>	<b>118</b>	<b>26,027</b>

Institution: University of Missouri-Columbia (178396)

User ID: 29C0011

**Part A - Fall Enrollment by race/ethnicity and gender**Enrollment as of the institution's official fall reporting date or as of October 15, 2016**CIPCODE: 13.0000 -- Education****Full-time undergraduate students**

- Report Hispanic/Latino individuals of any race as Hispanic/Latino
- Report race for non-Hispanic/Latino individuals only

**Men**

Students enrolled for <u>credit</u>	<u>Degree/certificate-seeking</u>			Total	Non-degree/ non-certificate- seeking	Total, <u>full-time</u> <u>undergraduate</u> students
	<u>First-time</u>	<u>Transfer- in</u>	<u>Continuing/ Returning</u>			
<u>Nonresident alien</u>	0	0	0	0	0	0
<u>Hispanic/Latino</u>	1	1	3	5	0	5
<u>American Indian or Alaska Native</u>	0	0	0	0	0	0
<u>Asian</u>	0	0	2	2	0	2
<u>Black or African American</u>	1	2	6	9	0	9
<u>Native Hawaiian or Other Pacific Islander</u>	0	0	0	0	0	0
<u>White</u>	25	5	134	164	0	164
<u>Two or more races</u>	1	0	4	5	0	5
<u>Race and ethnicity unknown</u>	0	0	2	2	0	2
<b>Total men</b>	28	8	151	187	0	187

**Women**

Students enrolled for <u>credit</u>	<u>Degree/certificate-seeking</u>			Total	Non-degree/ non-certificate- seeking	Total, <u>full-time</u> <u>undergraduate</u> students
	<u>First-time</u>	<u>Transfer- in</u>	<u>Continuing/ Returning</u>			
<u>Nonresident alien</u>	0	0	0	0	0	0
<u>Hispanic/Latino</u>	7	1	13	21	0	21
<u>American Indian or Alaska Native</u>	0	0	1	1	0	1
<u>Asian</u>	2	0	8	10	0	10
<u>Black or African American</u>	8	2	21	31	0	31
<u>Native Hawaiian or Other Pacific Islander</u>	0	0	0	0	0	0
<u>White</u>	123	28	549	700	0	700
<u>Two or more races</u>	5	0	22	27	0	27
<u>Race and ethnicity unknown</u>	0	1	3	4	0	4
<b>Total women</b>	145	32	617	794	0	794

Print Forms (data)

Grand total (men+women)	173	40	768	981	0	981
Grand total (men+women) 2014-15	<b>224</b>	<b>48</b>	<b>976</b>	<b>1,248</b>		<b>1,248</b>

Institution: University of Missouri-Columbia (178396)

User ID: 29C0011

**Part A - Fall Enrollment by race/ethnicity and gender**Enrollment as of the institution's official fall reporting date or as of October 15, 2016**CIPCODE: 14.0000 -- Engineering****Full-time undergraduate students**

- Report Hispanic/Latino individuals of any race as Hispanic/Latino
- Report race for non-Hispanic/Latino individuals only

**Men**

Students enrolled for <u>credit</u>	<u>Degree/certificate-seeking</u>			Total	Non-degree/ non-certificate- seeking	Total, <u>full-time</u> <u>undergraduate</u> students
	<u>First-time</u>	<u>Transfer- in</u>	<u>Continuing/ Returning</u>			
<u>Nonresident alien</u>	9	16	126	151	0	151
<u>Hispanic/Latino</u>	14	1	49	64	0	64
<u>American Indian or Alaska Native</u>	0	0	1	1	0	1
<u>Asian</u>	14	2	31	47	0	47
<u>Black or African American</u>	25	3	80	108	0	108
<u>Native Hawaiian or Other Pacific Islander</u>	0	1	2	3	0	3
<u>White</u>	362	50	1,221	1,633	0	1,633
Two or more races	13	2	55	70	0	70
<u>Race and ethnicity unknown</u>	7	4	10	21	0	21
<b>Total men</b>	444	79	1,575	2,098	0	2,098

**Women**

Students enrolled for <u>credit</u>	<u>Degree/certificate-seeking</u>			Total	Non-degree/ non-certificate- seeking	Total, <u>full-time</u> <u>undergraduate</u> students
	<u>First-time</u>	<u>Transfer- in</u>	<u>Continuing/ Returning</u>			
<u>Nonresident alien</u>	2	9	24	35	0	35
<u>Hispanic/Latino</u>	4	0	10	14	0	14
<u>American Indian or Alaska Native</u>	0	0	1	1	0	1
<u>Asian</u>	4	0	12	16	0	16
<u>Black or African American</u>	9	0	28	37	0	37
<u>Native Hawaiian or Other Pacific Islander</u>	0	0	0	0	0	0
<u>White</u>	76	11	257	344	0	344
Two or more races	4	0	13	17	0	17
<u>Race and ethnicity unknown</u>	1	0	3	4	0	4
<b>Total women</b>	100	20	348	468	0	468



Print Forms (data)

Grand total (men+women)	544	99	1,923	2,566	0	2,566
Grand total (men+women) 2014-15	<b>786</b>	<b>146</b>	<b>1,875</b>	<b>2,807</b>		<b>2,807</b>

Institution: University of Missouri-Columbia (178396)

User ID: 29C0011

**Part A - Fall Enrollment by race/ethnicity and gender**Enrollment as of the institution's official fall reporting date or as of October 15, 2016**CIPCODE: 26.0000 -- Biological and Biomedical Sciences****Full-time undergraduate students**

- Report Hispanic/Latino individuals of any race as Hispanic/Latino
- Report race for non-Hispanic/Latino individuals only

**Men**

Students enrolled for <u>credit</u>	<u>Degree/certificate-seeking</u>			Total	Non-degree/ non-certificate- seeking	Total, <u>full-time</u> <u>undergraduate</u> students
	<u>First-time</u>	<u>Transfer- in</u>	<u>Continuing/ Returning</u>			
<u>Nonresident alien</u>	1	0	7	8	0	8
<u>Hispanic/Latino</u>	10	1	27	38	0	38
<u>American Indian or Alaska Native</u>	1	0	4	5	0	5
<u>Asian</u>	6	1	38	45	0	45
<u>Black or African American</u>	10	2	32	44	0	44
<u>Native Hawaiian or Other Pacific Islander</u>	0	0	0	0	0	0
<u>White</u>	85	17	380	482	0	482
Two or more races	6	1	12	19	0	19
<u>Race and ethnicity unknown</u>	3	0	2	5	0	5
<b>Total men</b>	122	22	502	646	0	646

**Women**

Students enrolled for <u>credit</u>	<u>Degree/certificate-seeking</u>			Total	Non-degree/ non-certificate- seeking	Total, <u>full-time</u> <u>undergraduate</u> students
	<u>First-time</u>	<u>Transfer- in</u>	<u>Continuing/ Returning</u>			
<u>Nonresident alien</u>	0	0	10	10	0	10
<u>Hispanic/Latino</u>	9	4	25	38	0	38
<u>American Indian or Alaska Native</u>	0	0	0	0	0	0
<u>Asian</u>	12	1	35	48	0	48
<u>Black or African American</u>	21	1	84	106	0	106
<u>Native Hawaiian or Other Pacific Islander</u>	0	0	1	1	0	1
<u>White</u>	175	18	446	639	0	639
Two or more races	7	1	33	41	0	41
<u>Race and ethnicity unknown</u>	0	1	6	7	0	7
<b>Total women</b>	224	26	640	890	0	890

Print Forms (data)

Grand total (men+women)	346	48	1,142	1,536	0	1,536
Grand total (men+women) 2014-15	<b>467</b>	<b>64</b>	<b>1,180</b>	<b>1,711</b>		<b>1,711</b>

Institution: University of Missouri-Columbia (178396)

User ID: 29C0011

**Part A - Fall Enrollment by race/ethnicity and gender**Enrollment as of the institution's official fall reporting date or as of October 15, 2016**CIPCODE: 27.0000 -- Mathematics and Statistics****Full-time undergraduate students**

- Report Hispanic/Latino individuals of any race as Hispanic/Latino
- Report race for non-Hispanic/Latino individuals only

**Men**

Students enrolled for <u>credit</u>	<u>Degree/certificate-seeking</u>			Total	Non-degree/ non-certificate- seeking	Total, <u>full-time</u> <u>undergraduate</u> students
	<u>First-time</u>	<u>Transfer- in</u>	<u>Continuing/ Returning</u>			
<u>Nonresident alien</u>	<input type="text" value="1"/>	<input type="text" value="0"/>	<input type="text" value="27"/>	28	<input type="text" value="0"/>	28
<u>Hispanic/Latino</u>	<input type="text" value="0"/>	<input type="text" value="0"/>	<input type="text" value="3"/>	3	<input type="text" value="0"/>	3
<u>American Indian or Alaska Native</u>	<input type="text" value="0"/>	<input type="text" value="0"/>	<input type="text" value="0"/>	0	<input type="text" value="0"/>	0
<u>Asian</u>	<input type="text" value="0"/>	<input type="text" value="0"/>	<input type="text" value="6"/>	6	<input type="text" value="0"/>	6
<u>Black or African American</u>	<input type="text" value="0"/>	<input type="text" value="0"/>	<input type="text" value="2"/>	2	<input type="text" value="0"/>	2
<u>Native Hawaiian or Other Pacific Islander</u>	<input type="text" value="0"/>	<input type="text" value="0"/>	<input type="text" value="0"/>	0	<input type="text" value="0"/>	0
<u>White</u>	<input type="text" value="13"/>	<input type="text" value="4"/>	<input type="text" value="56"/>	73	<input type="text" value="0"/>	73
Two or more races	<input type="text" value="1"/>	<input type="text" value="0"/>	<input type="text" value="1"/>	2	<input type="text" value="0"/>	2
<u>Race/ethnicity unknown</u>	<input type="text" value="0"/>	<input type="text" value="0"/>	<input type="text" value="0"/>	0	<input type="text" value="0"/>	0
<b>Total men</b>	15	4	95	114	0	114

**Women**

Students enrolled for <u>credit</u>	<u>Degree/certificate-seeking</u>			Total	Non-degree/ non-certificate- seeking	Total, <u>full-time</u> <u>undergraduate</u> students
	<u>First-time</u>	<u>Transfer- in</u>	<u>Continuing/ Returning</u>			
<u>Nonresident alien</u>	<input type="text" value="0"/>	<input type="text" value="0"/>	<input type="text" value="21"/>	21	<input type="text" value="0"/>	21
<u>Hispanic/Latino</u>	<input type="text" value="0"/>	<input type="text" value="0"/>	<input type="text" value="1"/>	1	<input type="text" value="0"/>	1
<u>American Indian or Alaska Native</u>	<input type="text" value="0"/>	<input type="text" value="0"/>	<input type="text" value="0"/>	0	<input type="text" value="0"/>	0
<u>Asian</u>	<input type="text" value="2"/>	<input type="text" value="0"/>	<input type="text" value="1"/>	3	<input type="text" value="0"/>	3
<u>Black or African American</u>	<input type="text" value="0"/>	<input type="text" value="0"/>	<input type="text" value="4"/>	4	<input type="text" value="0"/>	4
<u>Native Hawaiian or Other Pacific Islander</u>	<input type="text" value="0"/>	<input type="text" value="0"/>	<input type="text" value="0"/>	0	<input type="text" value="0"/>	0
<u>White</u>	<input type="text" value="9"/>	<input type="text" value="0"/>	<input type="text" value="32"/>	41	<input type="text" value="0"/>	41
Two or more races	<input type="text" value="0"/>	<input type="text" value="0"/>	<input type="text" value="1"/>	1	<input type="text" value="0"/>	1
<u>Race/ethnicity unknown</u>	<input type="text" value="0"/>	<input type="text" value="0"/>	<input type="text" value="0"/>	0	<input type="text" value="0"/>	0
<b>Total women</b>	11	0	60	71	0	71

Print Forms (data)

Grand total (men+women)	26	4	155	185	0	185
Grand total (men+women) 2014-15	<b>40</b>	<b>13</b>	<b>106</b>	<b>159</b>		<b>159</b>

Institution: University of Missouri-Columbia (178396)

User ID: 29C0011

**Part A - Fall Enrollment by race/ethnicity and gender**Enrollment as of the institution's official fall reporting date or as of October 15, 2016**CIPCODE: 40.0000 -- Physical Sciences****Full-time undergraduate students**

- Report Hispanic/Latino individuals of any race as Hispanic/Latino
- Report race for non-Hispanic/Latino individuals only

**Men**

Students enrolled for <u>credit</u>	<u>Degree/certificate-seeking</u>			Total	Non-degree/ non-certificate- seeking	Total, <u>full-time</u> <u>undergraduate</u> students
	<u>First-time</u>	<u>Transfer- in</u>	<u>Continuing/ Returning</u>			
<u>Nonresident alien</u>	2	0	19	21	0	21
<u>Hispanic/Latino</u>	1	1	5	7	0	7
<u>American Indian or Alaska Native</u>	0	0	0	0	0	0
<u>Asian</u>	1	0	5	6	0	6
<u>Black or African American</u>	0	0	8	8	0	8
<u>Native Hawaiian or Other Pacific Islander</u>	0	0	0	0	0	0
<u>White</u>	36	8	147	191	0	191
Two or more races	0	0	11	11	0	11
<u>Race/ethnicity unknown</u>	1	0	3	4	0	4
<b>Total men</b>	41	9	198	248	0	248

**Women**

Students enrolled for <u>credit</u>	<u>Degree/certificate-seeking</u>			Total	Non-degree/ non-certificate- seeking	Total, <u>full-time</u> <u>undergraduate</u> students
	<u>First-time</u>	<u>Transfer- in</u>	<u>Continuing/ Returning</u>			
<u>Nonresident alien</u>	0	0	6	6	0	6
<u>Hispanic/Latino</u>	3	1	4	8	0	8
<u>American Indian or Alaska Native</u>	0	0	0	0	0	0
<u>Asian</u>	0	0	4	4	0	4
<u>Black or African American</u>	2	1	7	10	0	10
<u>Native Hawaiian or Other Pacific Islander</u>	0	0	0	0	0	0
<u>White</u>	12	4	84	100	0	100
Two or more races	0	0	4	4	0	4
<u>Race/ethnicity unknown</u>	0	0	1	1	0	1
<b>Total women</b>	17	6	110	133	0	133

Grand total (men+women)	58	15	308	381	0	381
Grand total (men+women) 2014-15	<b>121</b>	<b>18</b>	<b>333</b>	<b>472</b>		<b>472</b>

Institution: University of Missouri-Columbia (178396)

User ID: 29C0011

**Part A - Fall Enrollment by race/ethnicity and gender**Enrollment as of the institution's official fall reporting date or as of October 15, 2016**CIPCODE: 52.0000 -- Business, Management, Marketing and Related Support Services****Full-time undergraduate students**

- Report Hispanic/Latino individuals of any race as Hispanic/Latino
- Report race for non-Hispanic/Latino individuals only

**Men**

Students enrolled for <u>credit</u>	<u>Degree/certificate-seeking</u>			Total	Non-degree/ non-certificate- seeking	Total, <u>full-time</u> <u>undergraduate</u> students
	<u>First-time</u>	<u>Transfer- in</u>	<u>Continuing/ Returning</u>			
<u>Nonresident alien</u>	7	1	46	54	0	54
<u>Hispanic/Latino</u>	37	5	81	123	0	123
<u>American Indian or Alaska Native</u>	2	0	7	9	0	9
<u>Asian</u>	14	1	42	57	0	57
<u>Black or African American</u>	26	4	108	138	0	138
<u>Native Hawaiian or Other Pacific Islander</u>	0	0	1	1	0	1
<u>White</u>	583	73	2,033	2,689	0	2,689
Two or more races	16	2	54	72	0	72
<u>Race/ethnicity unknown</u>	4	2	6	12	0	12
<b>Total men</b>	689	88	2,378	3,155	0	3,155

**Women**

Students enrolled for <u>credit</u>	<u>Degree/certificate-seeking</u>			Total	Non-degree/ non-certificate- seeking	Total, <u>full-time</u> <u>undergraduate</u> students
	<u>First-time</u>	<u>Transfer- in</u>	<u>Continuing/ Returning</u>			
<u>Nonresident alien</u>	4	1	61	66	0	66
<u>Hispanic/Latino</u>	11	4	48	63	0	63
<u>American Indian or Alaska Native</u>	2	0	0	2	0	2
<u>Asian</u>	6	0	25	31	0	31
<u>Black or African American</u>	22	0	106	128	0	128
<u>Native Hawaiian or Other Pacific Islander</u>	0	0	0	0	0	0
<u>White</u>	311	32	1,096	1,439	0	1,439
Two or more races	9	1	27	37	0	37
<u>Race/ethnicity unknown</u>	2	0	6	8	0	8
<b>Total women</b>	367	38	1,369	1,774	0	1,774



Grand total (men+women)	1,056	126	3,747	4,929	0	4,929
Grand total (men+women) 2014-15	<b>1,482</b>	<b>149</b>	<b>3,334</b>	<b>4,965</b>		<b>4,965</b>

Institution: University of Missouri-Columbia (178396)

User ID: 29C0011

**Part A - Fall Enrollment for Part-time Undergraduate Students**Enrollment as of the institution's official fall reporting date or as of October 15, 2016**Part-time Undergraduate Students****Reporting Reminders:**

- Report Hispanic/Latino individuals of any race as Hispanic/Latino
- Report race for non-Hispanic/Latino individuals only
- Even though Teacher Preparation certificate programs may require a bachelor's degree for admission, they are considered subbaccalaureate undergraduate programs, and students in these programs are undergraduate students.

**Men**

Enrolled for <u>credit</u>	<u>Degree/certificate-seeking</u>			Total degree/certificate-seeking	Non-degree/non-certificate-seeking	Total, <u>part-time undergraduate students</u>
	<u>First-time</u>	<u>Transfer-in</u>	<u>Continuing/Returning</u>			
<u>Nonresident alien</u>	41	14	45	100	11	111
<u>Hispanic/Latino</u>	0	1	25	26	1	27
<u>American Indian or Alaska Native</u>	0	0	1	1	1	2
<u>Asian</u>	0	2	17	19	7	26
<u>Black or African American</u>	0	2	58	60	5	65
<u>Native Hawaiian or Other Pacific Islander</u>	0	0	0	0	1	1
<u>White</u>	12	24	518	554	84	638
Two or more races	0	0	12	12	3	15
<u>Race and ethnicity unknown</u>	1	1	10	12	7	19
<b>Total men</b>	54	44	686	784	120	904
Total men prior year	<b>105</b>	<b>58</b>	<b>658</b>	<b>821</b>	<b>127</b>	<b>948</b>

**Women**

Enrolled for <u>credit</u>	<u>Degree/certificate-seeking</u>			Total degree/certificate-seeking	Non-degree/non-certificate-seeking	Total, <u>part-time undergraduate students</u>
	<u>First-time</u>	<u>Transfer-in</u>	<u>Continuing/Returning</u>			
<u>Nonresident alien</u>	28	10	32	70	5	75
<u>Hispanic/Latino</u>	0	3	10	13	5	18
<u>American Indian or Alaska Native</u>	0	0	2	2	0	2
<u>Asian</u>	1	4	12	17	6	23
<u>Black or African American</u>	1	4	48	53	13	66

<u>Native Hawaiian or Other Pacific Islander</u>	<input type="text" value="0"/>	<input type="text" value="0"/>	<input type="text" value="0"/>	0	<input type="text" value="0"/>	0
<u>White</u>	<input type="text" value="15"/>	<input type="text" value="46"/>	<input type="text" value="468"/>	529	<input type="text" value="105"/>	634
Two or more races	<input type="text" value="1"/>	<input type="text" value="1"/>	<input type="text" value="10"/>	12	<input type="text" value="2"/>	14
<u>Race and ethnicity unknown</u>	<input type="text" value="0"/>	<input type="text" value="1"/>	<input type="text" value="3"/>	4	<input type="text" value="13"/>	17
<b>Total women</b>	46	69	585	700	149	849
Total women prior year	<b>51</b>	<b>75</b>	<b>537</b>	<b>663</b>	<b>153</b>	<b>816</b>
<b>Grand total (men+women)</b>	100	113	1,271	1,484	269	1,753
Grand total (men+women) prior year	<b>156</b>	<b>133</b>	<b>1,195</b>	<b>1,484</b>	<b>280</b>	<b>1,764</b>

Institution: University of Missouri-Columbia (178396)

User ID: 29C0011

**Part A - Fall Enrollment by race/ethnicity and gender**Enrollment as of the institution's official fall reporting date or as of October 15, 2016**CIPCODE: 13.0000 -- Education****Part-time undergraduate students**

- Report Hispanic/Latino individuals of any race as Hispanic/Latino
- Report race for non-Hispanic/Latino individuals only

**Men**

Students enrolled for <u>credit</u>	<u>Degree/certificate-seeking</u>			Total	Non-degree/ non-certificate- seeking	Total, <u>part-time</u> <u>undergraduate</u> students
	<u>First-time</u>	<u>Transfer- in</u>	<u>Continuing/ Returning</u>			
<u>Nonresident alien</u>	<input type="text" value="1"/>	<input type="text" value="0"/>	<input type="text" value="0"/>	1	<input type="text" value="0"/>	1
<u>Hispanic/Latino</u>	<input type="text" value="0"/>	<input type="text" value="0"/>	<input type="text" value="0"/>	0	<input type="text" value="0"/>	0
<u>American Indian or Alaska Native</u>	<input type="text" value="0"/>	<input type="text" value="0"/>	<input type="text" value="0"/>	0	<input type="text" value="0"/>	0
<u>Asian</u>	<input type="text" value="0"/>	<input type="text" value="0"/>	<input type="text" value="0"/>	0	<input type="text" value="0"/>	0
<u>Black or African American</u>	<input type="text" value="0"/>	<input type="text" value="0"/>	<input type="text" value="0"/>	0	<input type="text" value="0"/>	0
<u>Native Hawaiian or Other Pacific Islander</u>	<input type="text" value="0"/>	<input type="text" value="0"/>	<input type="text" value="0"/>	0	<input type="text" value="0"/>	0
<u>White</u>	<input type="text" value="0"/>	<input type="text" value="0"/>	<input type="text" value="7"/>	7	<input type="text" value="0"/>	7
Two or more races	<input type="text" value="0"/>	<input type="text" value="0"/>	<input type="text" value="0"/>	0	<input type="text" value="0"/>	0
<u>Race/ethnicity unknown</u>	<input type="text" value="0"/>	<input type="text" value="0"/>	<input type="text" value="0"/>	0	<input type="text" value="0"/>	0
<b>Total men</b>	1	0	7	8	0	8

**Women**

Students enrolled for <u>credit</u>	<u>Degree/certificate-seeking</u>			Total	Non-degree/ non-certificate- seeking	Total, <u>part-time</u> <u>undergraduate</u> students
	<u>First-time</u>	<u>Transfer- in</u>	<u>Continuing/ Returning</u>			
<u>Nonresident alien</u>	<input type="text" value="0"/>	<input type="text" value="0"/>	<input type="text" value="0"/>	0	<input type="text" value="0"/>	0
<u>Hispanic/Latino</u>	<input type="text" value="0"/>	<input type="text" value="0"/>	<input type="text" value="0"/>	0	<input type="text" value="0"/>	0
<u>American Indian or Alaska Native</u>	<input type="text" value="0"/>	<input type="text" value="0"/>	<input type="text" value="0"/>	0	<input type="text" value="0"/>	0
<u>Asian</u>	<input type="text" value="0"/>	<input type="text" value="0"/>	<input type="text" value="1"/>	1	<input type="text" value="0"/>	1
<u>Black or African American</u>	<input type="text" value="0"/>	<input type="text" value="0"/>	<input type="text" value="1"/>	1	<input type="text" value="0"/>	1
<u>Native Hawaiian or Other Pacific Islander</u>	<input type="text" value="0"/>	<input type="text" value="0"/>	<input type="text" value="0"/>	0	<input type="text" value="0"/>	0
<u>White</u>	<input type="text" value="1"/>	<input type="text" value="0"/>	<input type="text" value="14"/>	15	<input type="text" value="0"/>	15
Two or more races	<input type="text" value="0"/>	<input type="text" value="0"/>	<input type="text" value="0"/>	0	<input type="text" value="0"/>	0
<u>Race/ethnicity unknown</u>	<input type="text" value="0"/>	<input type="text" value="0"/>	<input type="text" value="0"/>	0	<input type="text" value="0"/>	0
<b>Total women</b>	1	0	16	17	0	17

<b>Grand total (men+women)</b>	2	0	23	25	0	25
Grand total (men+women) 2014-15	<b>2</b>	<b>6</b>	<b>20</b>	<b>28</b>		<b>28</b>

Institution: University of Missouri-Columbia (178396)

User ID: 29C0011

**Part A - Fall Enrollment by race/ethnicity and gender**Enrollment as of the institution's official fall reporting date or as of October 15, 2016**CIPCODE: 14.0000 -- Engineering****Part-time undergraduate students**

- Report Hispanic/Latino individuals of any race as Hispanic/Latino
- Report race for non-Hispanic/Latino individuals only

**Men**

Students enrolled for <u>credit</u>	<u>Degree/certificate-seeking</u>			Total	Non-degree/ non-certificate- seeking	Total, <u>part-time</u> <u>undergraduate</u> students
	<u>First-time</u>	<u>Transfer- in</u>	<u>Continuing/ Returning</u>			
<u>Nonresident alien</u>	17	11	7	35	0	35
<u>Hispanic/Latino</u>	0	1	1	2	0	2
<u>American Indian or Alaska Native</u>	0	0	0	0	0	0
<u>Asian</u>	0	0	1	1	0	1
<u>Black or African American</u>	0	0	9	9	0	9
<u>Native Hawaiian or Other Pacific Islander</u>	0	0	0	0	0	0
<u>White</u>	2	2	64	68	0	68
Two or more races	0	0	4	4	0	4
<u>Race and ethnicity unknown</u>	0	0	4	4	0	4
<b>Total men</b>	19	14	90	123	0	123

**Women**

Students enrolled for <u>credit</u>	<u>Degree/certificate-seeking</u>			Total	Non-degree/ non-certificate- seeking	Total, <u>part-time</u> <u>undergraduate</u> students
	<u>First-time</u>	<u>Transfer- in</u>	<u>Continuing/ Returning</u>			
<u>Nonresident alien</u>	2	4	2	8	0	8
<u>Hispanic/Latino</u>	0	0	1	1	0	1
<u>American Indian or Alaska Native</u>	0	0	0	0	0	0
<u>Asian</u>	0	0	1	1	0	1
<u>Black or African American</u>	0	0	0	0	0	0
<u>Native Hawaiian or Other Pacific Islander</u>	0	0	0	0	0	0
<u>White</u>	0	1	6	7	0	7
Two or more races	0	0	0	0	0	0
<u>Race and ethnicity unknown</u>	0	0	0	0	0	0
<b>Total women</b>	2	5	10	17	0	17

<b>Grand total (men+women)</b>	21	19	100	140	0	140
Grand total (men+women) 2014-15	<b>22</b>	<b>21</b>	<b>85</b>	<b>128</b>		<b>128</b>

Institution: University of Missouri-Columbia (178396)

User ID: 29C0011

**Part A - Fall Enrollment by race/ethnicity and gender**Enrollment as of the institution's official fall reporting date or as of October 15, 2016**CIPCODE: 26.0000 -- Biological and Biomedical Sciences****Part-time undergraduate students**

- Report Hispanic/Latino individuals of any race as Hispanic/Latino
- Report race for non-Hispanic/Latino individuals only

**Men**

Students enrolled for <u>credit</u>	<u>Degree/certificate-seeking</u>			Total	Non-degree/ non-certificate- seeking	Total, <u>part-time</u> <u>undergraduate</u> students
	<u>First-time</u>	<u>Transfer- in</u>	<u>Continuing/ Returning</u>			
<u>Nonresident alien</u>	<input type="text" value="1"/>	<input type="text" value="0"/>	<input type="text" value="0"/>	1	<input type="text" value="0"/>	1
<u>Hispanic/Latino</u>	<input type="text" value="0"/>	<input type="text" value="0"/>	<input type="text" value="1"/>	1	<input type="text" value="0"/>	1
<u>American Indian or Alaska Native</u>	<input type="text" value="0"/>	<input type="text" value="0"/>	<input type="text" value="0"/>	0	<input type="text" value="0"/>	0
<u>Asian</u>	<input type="text" value="0"/>	<input type="text" value="0"/>	<input type="text" value="4"/>	4	<input type="text" value="0"/>	4
<u>Black or African American</u>	<input type="text" value="0"/>	<input type="text" value="0"/>	<input type="text" value="3"/>	3	<input type="text" value="0"/>	3
<u>Native Hawaiian or Other Pacific Islander</u>	<input type="text" value="0"/>	<input type="text" value="0"/>	<input type="text" value="0"/>	0	<input type="text" value="0"/>	0
<u>White</u>	<input type="text" value="0"/>	<input type="text" value="1"/>	<input type="text" value="29"/>	30	<input type="text" value="0"/>	30
Two or more races	<input type="text" value="0"/>	<input type="text" value="0"/>	<input type="text" value="1"/>	1	<input type="text" value="0"/>	1
<u>Race and ethnicity unknown</u>	<input type="text" value="0"/>	<input type="text" value="0"/>	<input type="text" value="2"/>	2	<input type="text" value="0"/>	2
<b>Total men</b>	1	1	40	42	0	42

**Women**

Students enrolled for <u>credit</u>	<u>Degree/certificate-seeking</u>			Total	Non-degree/ non-certificate- seeking	Total, <u>part-time</u> <u>undergraduate</u> students
	<u>First-time</u>	<u>Transfer- in</u>	<u>Continuing/ Returning</u>			
<u>Nonresident alien</u>	<input type="text" value="0"/>	<input type="text" value="0"/>	<input type="text" value="0"/>	0	<input type="text" value="0"/>	0
<u>Hispanic/Latino</u>	<input type="text" value="0"/>	<input type="text" value="0"/>	<input type="text" value="0"/>	0	<input type="text" value="0"/>	0
<u>American Indian or Alaska Native</u>	<input type="text" value="0"/>	<input type="text" value="0"/>	<input type="text" value="0"/>	0	<input type="text" value="0"/>	0
<u>Asian</u>	<input type="text" value="0"/>	<input type="text" value="0"/>	<input type="text" value="3"/>	3	<input type="text" value="0"/>	3
<u>Black or African American</u>	<input type="text" value="0"/>	<input type="text" value="0"/>	<input type="text" value="3"/>	3	<input type="text" value="0"/>	3
<u>Native Hawaiian or Other Pacific Islander</u>	<input type="text" value="0"/>	<input type="text" value="0"/>	<input type="text" value="0"/>	0	<input type="text" value="0"/>	0
<u>White</u>	<input type="text" value="1"/>	<input type="text" value="1"/>	<input type="text" value="23"/>	25	<input type="text" value="0"/>	25
Two or more races	<input type="text" value="0"/>	<input type="text" value="0"/>	<input type="text" value="0"/>	0	<input type="text" value="0"/>	0
<u>Race and ethnicity unknown</u>	<input type="text" value="0"/>	<input type="text" value="0"/>	<input type="text" value="0"/>	0	<input type="text" value="0"/>	0
<b>Total women</b>	1	1	29	31	0	31



<b>Grand total (men+women)</b>	2	2	69	73	0	73
Grand total (men+women) 2014-15	<b>5</b>	<b>3</b>	<b>62</b>	<b>70</b>		<b>70</b>

Institution: University of Missouri-Columbia (178396)

User ID: 29C0011

**Part A - Fall Enrollment by race/ethnicity and gender**Enrollment as of the institution's official fall reporting date or as of October 15, 2016**CIPCODE: 27.0000 -- Mathematics and Statistics****Part-time undergraduate students**

- Report Hispanic/Latino individuals of any race as Hispanic/Latino
- Report race for non-Hispanic/Latino individuals only

**Men**

Students enrolled for <u>credit</u>	<u>Degree/certificate-seeking</u>			Total	Non-degree/ non-certificate- seeking	Total, <u>part-time</u> <u>undergraduate</u> students
	<u>First-time</u>	<u>Transfer- in</u>	<u>Continuing/ Returning</u>			
<u>Nonresident alien</u>	<input type="text" value="9"/>	<input type="text" value="0"/>	<input type="text" value="8"/>	17	<input type="text" value="0"/>	17
<u>Hispanic/Latino</u>	<input type="text" value="0"/>	<input type="text" value="0"/>	<input type="text" value="0"/>	0	<input type="text" value="0"/>	0
<u>American Indian or Alaska Native</u>	<input type="text" value="0"/>	<input type="text" value="0"/>	<input type="text" value="0"/>	0	<input type="text" value="0"/>	0
<u>Asian</u>	<input type="text" value="0"/>	<input type="text" value="0"/>	<input type="text" value="0"/>	0	<input type="text" value="0"/>	0
<u>Black or African American</u>	<input type="text" value="0"/>	<input type="text" value="0"/>	<input type="text" value="0"/>	0	<input type="text" value="0"/>	0
<u>Native Hawaiian or Other Pacific Islander</u>	<input type="text" value="0"/>	<input type="text" value="0"/>	<input type="text" value="0"/>	0	<input type="text" value="0"/>	0
<u>White</u>	<input type="text" value="0"/>	<input type="text" value="0"/>	<input type="text" value="3"/>	3	<input type="text" value="0"/>	3
Two or more races	<input type="text" value="0"/>	<input type="text" value="0"/>	<input type="text" value="0"/>	0	<input type="text" value="0"/>	0
<u>Race/ethnicity unknown</u>	<input type="text" value="0"/>	<input type="text" value="0"/>	<input type="text" value="0"/>	0	<input type="text" value="0"/>	0
<b>Total men</b>	9	0	11	20	0	20

**Women**

Students enrolled for <u>credit</u>	<u>Degree/certificate-seeking</u>			Total	Non-degree/ non-certificate- seeking	Total, <u>part-time</u> <u>undergraduate</u> students
	<u>First-time</u>	<u>Transfer- in</u>	<u>Continuing/ Returning</u>			
<u>Nonresident alien</u>	<input type="text" value="3"/>	<input type="text" value="0"/>	<input type="text" value="2"/>	5	<input type="text" value="0"/>	5
<u>Hispanic/Latino</u>	<input type="text" value="0"/>	<input type="text" value="0"/>	<input type="text" value="0"/>	0	<input type="text" value="0"/>	0
<u>American Indian or Alaska Native</u>	<input type="text" value="0"/>	<input type="text" value="0"/>	<input type="text" value="0"/>	0	<input type="text" value="0"/>	0
<u>Asian</u>	<input type="text" value="0"/>	<input type="text" value="0"/>	<input type="text" value="0"/>	0	<input type="text" value="0"/>	0
<u>Black or African American</u>	<input type="text" value="0"/>	<input type="text" value="0"/>	<input type="text" value="0"/>	0	<input type="text" value="0"/>	0
<u>Native Hawaiian or Other Pacific Islander</u>	<input type="text" value="0"/>	<input type="text" value="0"/>	<input type="text" value="0"/>	0	<input type="text" value="0"/>	0
<u>White</u>	<input type="text" value="0"/>	<input type="text" value="0"/>	<input type="text" value="1"/>	1	<input type="text" value="0"/>	1
Two or more races	<input type="text" value="0"/>	<input type="text" value="0"/>	<input type="text" value="0"/>	0	<input type="text" value="0"/>	0
<u>Race/ethnicity unknown</u>	<input type="text" value="0"/>	<input type="text" value="0"/>	<input type="text" value="0"/>	0	<input type="text" value="0"/>	0
<b>Total women</b>	3	0	3	6	0	6

<b>Grand total (men+women)</b>	12	0	14	26	0	26
Grand total (men+women) 2014-15	<b>9</b>		<b>12</b>	<b>21</b>		<b>21</b>

Institution: University of Missouri-Columbia (178396)

User ID: 29C0011

**Part A - Fall Enrollment by race/ethnicity and gender**Enrollment as of the institution's official fall reporting date or as of October 15, 2016**CIPCODE: 40.0000 -- Physical Sciences****Part-time undergraduate students**

- Report Hispanic/Latino individuals of any race as Hispanic/Latino
- Report race for non-Hispanic/Latino individuals only

**Men**

Students enrolled for <u>credit</u>	<u>Degree/certificate-seeking</u>			Total	Non-degree/ non-certificate- seeking	Total, <u>part-time</u> <u>undergraduate</u> students
	<u>First-time</u>	<u>Transfer- in</u>	<u>Continuing/ Returning</u>			
<u>Nonresident alien</u>	<input type="text" value="2"/>	<input type="text" value="0"/>	<input type="text" value="1"/>	3	<input type="text" value="0"/>	3
<u>Hispanic/Latino</u>	<input type="text" value="0"/>	<input type="text" value="0"/>	<input type="text" value="4"/>	4	<input type="text" value="0"/>	4
<u>American Indian or Alaska Native</u>	<input type="text" value="0"/>	<input type="text" value="0"/>	<input type="text" value="0"/>	0	<input type="text" value="0"/>	0
<u>Asian</u>	<input type="text" value="0"/>	<input type="text" value="0"/>	<input type="text" value="1"/>	1	<input type="text" value="0"/>	1
<u>Black or African American</u>	<input type="text" value="0"/>	<input type="text" value="0"/>	<input type="text" value="1"/>	1	<input type="text" value="0"/>	1
<u>Native Hawaiian or Other Pacific Islander</u>	<input type="text" value="0"/>	<input type="text" value="0"/>	<input type="text" value="0"/>	0	<input type="text" value="0"/>	0
<u>White</u>	<input type="text" value="1"/>	<input type="text" value="1"/>	<input type="text" value="16"/>	18	<input type="text" value="0"/>	18
Two or more races	<input type="text" value="0"/>	<input type="text" value="0"/>	<input type="text" value="0"/>	0	<input type="text" value="0"/>	0
<u>Race and ethnicity unknown</u>	<input type="text" value="0"/>	<input type="text" value="0"/>	<input type="text" value="0"/>	0	<input type="text" value="0"/>	0
<b>Total men</b>	3	1	23	27	0	27

**Women**

Students enrolled for <u>credit</u>	<u>Degree/certificate-seeking</u>			Total	Non-degree/ non-certificate- seeking	Total, <u>part-time</u> <u>undergraduate</u> students
	<u>First-time</u>	<u>Transfer- in</u>	<u>Continuing/ Returning</u>			
<u>Nonresident alien</u>	<input type="text" value="2"/>	<input type="text" value="0"/>	<input type="text" value="0"/>	2	<input type="text" value="0"/>	2
<u>Hispanic/Latino</u>	<input type="text" value="0"/>	<input type="text" value="0"/>	<input type="text" value="0"/>	0	<input type="text" value="0"/>	0
<u>American Indian or Alaska Native</u>	<input type="text" value="0"/>	<input type="text" value="0"/>	<input type="text" value="0"/>	0	<input type="text" value="0"/>	0
<u>Asian</u>	<input type="text" value="1"/>	<input type="text" value="0"/>	<input type="text" value="0"/>	1	<input type="text" value="0"/>	1
<u>Black or African American</u>	<input type="text" value="0"/>	<input type="text" value="0"/>	<input type="text" value="0"/>	0	<input type="text" value="0"/>	0
<u>Native Hawaiian or Other Pacific Islander</u>	<input type="text" value="0"/>	<input type="text" value="0"/>	<input type="text" value="0"/>	0	<input type="text" value="0"/>	0
<u>White</u>	<input type="text" value="0"/>	<input type="text" value="1"/>	<input type="text" value="10"/>	11	<input type="text" value="0"/>	11
Two or more races	<input type="text" value="0"/>	<input type="text" value="0"/>	<input type="text" value="0"/>	0	<input type="text" value="0"/>	0
<u>Race and ethnicity unknown</u>	<input type="text" value="0"/>	<input type="text" value="0"/>	<input type="text" value="0"/>	0	<input type="text" value="0"/>	0
<b>Total women</b>	3	1	10	14	0	14

<b>Grand total (men+women)</b>	6	2	33	41	0	41
Grand total (men+women) 2014-15	<b>3</b>	<b>2</b>	<b>45</b>	<b>50</b>		<b>50</b>

Institution: University of Missouri-Columbia (178396)

User ID: 29C0011

**Part A - Fall Enrollment by race/ethnicity and gender**Enrollment as of the institution's official fall reporting date or as of October 15, 2016**CIPCODE: 52.0000 -- Business, Management, Marketing and Related Support Services****Part-time undergraduate students**

- Report Hispanic/Latino individuals of any race as Hispanic/Latino
- Report race for non-Hispanic/Latino individuals only

**Men**

Students enrolled for <u>credit</u>	<u>Degree/certificate-seeking</u>			Total	Non-degree/ non-certificate- seeking	Total, <u>part-time</u> <u>undergraduate</u> students
	<u>First-time</u>	<u>Transfer- in</u>	<u>Continuing/ Returning</u>			
<u>Nonresident alien</u>	<input type="text" value="1"/>	<input type="text" value="1"/>	<input type="text" value="7"/>	9	<input type="text" value="0"/>	9
<u>Hispanic/Latino</u>	<input type="text" value="0"/>	<input type="text" value="0"/>	<input type="text" value="1"/>	1	<input type="text" value="0"/>	1
<u>American Indian or Alaska Native</u>	<input type="text" value="0"/>	<input type="text" value="0"/>	<input type="text" value="0"/>	0	<input type="text" value="0"/>	0
<u>Asian</u>	<input type="text" value="0"/>	<input type="text" value="0"/>	<input type="text" value="1"/>	1	<input type="text" value="0"/>	1
<u>Black or African American</u>	<input type="text" value="0"/>	<input type="text" value="0"/>	<input type="text" value="6"/>	6	<input type="text" value="0"/>	6
<u>Native Hawaiian or Other Pacific Islander</u>	<input type="text" value="0"/>	<input type="text" value="0"/>	<input type="text" value="0"/>	0	<input type="text" value="0"/>	0
<u>White</u>	<input type="text" value="2"/>	<input type="text" value="2"/>	<input type="text" value="73"/>	77	<input type="text" value="0"/>	77
Two or more races	<input type="text" value="0"/>	<input type="text" value="0"/>	<input type="text" value="1"/>	1	<input type="text" value="0"/>	1
<u>Race and ethnicity unknown</u>	<input type="text" value="1"/>	<input type="text" value="0"/>	<input type="text" value="0"/>	1	<input type="text" value="0"/>	1
<b>Total men</b>	4	3	89	96	0	96

**Women**

Students enrolled for <u>credit</u>	<u>Degree/certificate-seeking</u>			Total	Non-degree/ non-certificate- seeking	Total, <u>part-time</u> <u>undergraduate</u> students
	<u>First-time</u>	<u>Transfer- in</u>	<u>Continuing/ Returning</u>			
<u>Nonresident alien</u>	<input type="text" value="1"/>	<input type="text" value="0"/>	<input type="text" value="6"/>	7	<input type="text" value="0"/>	7
<u>Hispanic/Latino</u>	<input type="text" value="0"/>	<input type="text" value="0"/>	<input type="text" value="0"/>	0	<input type="text" value="0"/>	0
<u>American Indian or Alaska Native</u>	<input type="text" value="0"/>	<input type="text" value="0"/>	<input type="text" value="1"/>	1	<input type="text" value="0"/>	1
<u>Asian</u>	<input type="text" value="0"/>	<input type="text" value="0"/>	<input type="text" value="3"/>	3	<input type="text" value="0"/>	3
<u>Black or African American</u>	<input type="text" value="1"/>	<input type="text" value="0"/>	<input type="text" value="1"/>	2	<input type="text" value="0"/>	2
<u>Native Hawaiian or Other Pacific Islander</u>	<input type="text" value="0"/>	<input type="text" value="0"/>	<input type="text" value="0"/>	0	<input type="text" value="0"/>	0
<u>White</u>	<input type="text" value="2"/>	<input type="text" value="1"/>	<input type="text" value="46"/>	49	<input type="text" value="0"/>	49
Two or more races	<input type="text" value="0"/>	<input type="text" value="0"/>	<input type="text" value="0"/>	0	<input type="text" value="0"/>	0
<u>Race and ethnicity unknown</u>	<input type="text" value="0"/>	<input type="text" value="0"/>	<input type="text" value="1"/>	1	<input type="text" value="0"/>	1
<b>Total women</b>	4	1	58	63	0	63

<b>Grand total (men+women)</b>	8	4	147	159	0	159
Grand total (men+women) 2014-15	<b>17</b>	<b>6</b>	<b>160</b>	<b>183</b>		<b>183</b>

Institution: University of Missouri-Columbia (178396)

User ID: 29C0011

**Part A - Fall Enrollment for Graduate Students**Enrollment as of the institution's official fall reporting date or as of October 15, 2016**Graduate Students****Race/Ethnicity Reporting Reminder:**

- Report Hispanic/Latino individuals of any race as Hispanic/Latino
- Report race for non-Hispanic/Latino individuals only

**Graduate Student Reporting Reminder:**

- Report all postbaccalaureate degree and certificate students as graduate students, including any doctor's-professional practice students (formerly first-professional)
- Even though Teacher Preparation certificate programs may require a bachelor's degree for admission, they are considered subbaccalaureate undergraduate programs, and students in these programs are undergraduate students.

**Men**

Enrolled for <u>credit</u>	Total <u>full-time</u>	Total <u>part-time</u>	Total graduate students
<u>Nonresident alien</u>	477	298	775
<u>Hispanic/Latino</u>	72	28	100
<u>American Indian or Alaska Native</u>	4	3	7
<u>Asian</u>	39	17	56
<u>Black or African American</u>	79	36	115
<u>Native Hawaiian or Other Pacific Islander</u>	1	1	2
<u>White</u>	1,315	583	1,898
Two or more races	31	8	39
<u>Race and ethnicity unknown</u>	120	39	159
<b>Total men</b>	2,138	1,013	3,151
Total men prior year	<b>2,298</b>	<b>1,041</b>	<b>3,339</b>

**Women**

Enrolled for <u>credit</u>	Total <u>full-time</u>	Total <u>part-time</u>	Total graduate students
<u>Nonresident alien</u>	403	156	559
<u>Hispanic/Latino</u>	86	34	120
<u>American Indian or Alaska Native</u>	8	1	9
<u>Asian</u>	32	21	53
<u>Black or African American</u>	102	80	182
<u>Native Hawaiian or Other Pacific Islander</u>	0	0	0
<u>White</u>	1,812	1,216	3,028



Two or more races	59	32	91
<u>Race and ethnicity unknown</u>	129	40	169
<b>Total women</b>	2,631	1,580	4,211
Total women prior year	<b>2,665</b>	<b>1,629</b>	<b>4,294</b>
<b>Grand total (men+women)</b>	4,769	2,593	7,362
Grand total (men+women) prior year	<b>4,963</b>	<b>2,670</b>	<b>7,633</b>

Institution: University of Missouri-Columbia (178396)

User ID: 29C0011

**Part A - Fall Enrollment by race/ethnicity and gender**Enrollment as of the institution's official fall reporting date or as of October 15, 2016**CIPCODE: 13.0000 -- Education****Graduate students**

- Report Hispanic/Latino individuals of any race as Hispanic/Latino
- Report race for non-Hispanic/Latino individuals only
- Report all postbaccalaureate degree and certificate students as graduate students, including any doctor's-professional practice students (formerly first-professional)

**Men**

Students enrolled for <u>credit</u>	Total <u>full-time</u>	Total <u>part-time</u>	Total graduate students
<u>Nonresident alien</u>	24	5	29
<u>Hispanic/Latino</u>	11	7	18
<u>American Indian or Alaska Native</u>	1	0	1
<u>Asian</u>	5	2	7
<u>Black or African American</u>	18	17	35
<u>Native Hawaiian or Other Pacific Islander</u>	0	1	1
<u>White</u>	146	224	370
Two or more races	1	0	1
<u>Race and ethnicity unknown</u>	9	9	18
<b>Total men</b>	215	265	480

**Women**

Students enrolled for <u>credit</u>	Total <u>full-time</u>	Total <u>part-time</u>	Total graduate students
<u>Nonresident alien</u>	34	11	45
<u>Hispanic/Latino</u>	17	10	27
<u>American Indian or Alaska Native</u>	1	0	1
<u>Asian</u>	5	3	8
<u>Black or African American</u>	23	14	37
<u>Native Hawaiian or Other Pacific Islander</u>	0	0	0
<u>White</u>	328	448	776
Two or more races	19	7	26
<u>Race and ethnicity unknown</u>	14	15	29
<b>Total women</b>	441	508	949

<b>Grand total (men+women)</b>	656	773	1,429
Grand total (men+women) 2014-15	<b>691</b>	<b>865</b>	<b>1,556</b>

Institution: University of Missouri-Columbia (178396)

User ID: 29C0011

**Part A - Fall Enrollment by race/ethnicity and gender**Enrollment as of the institution's official fall reporting date or as of October 15, 2016**CIPCODE: 14.0000 -- Engineering****Graduate students**

- Report Hispanic/Latino individuals of any race as Hispanic/Latino
- Report race for non-Hispanic/Latino individuals only
- Report all postbaccalaureate degree and certificate students as graduate students, including any doctor's-professional practice students (formerly first-professional)

**Men**

Students enrolled for <u>credit</u>	Total <u>full-time</u>	Total <u>part-time</u>	Total graduate students
<u>Nonresident alien</u>	<input type="text" value="128"/>	<input type="text" value="154"/>	282
<u>Hispanic/Latino</u>	<input type="text" value="4"/>	<input type="text" value="4"/>	8
<u>American Indian or Alaska Native</u>	<input type="text" value="0"/>	<input type="text" value="0"/>	0
<u>Asian</u>	<input type="text" value="1"/>	<input type="text" value="4"/>	5
<u>Black or African American</u>	<input type="text" value="0"/>	<input type="text" value="2"/>	2
<u>Native Hawaiian or Other Pacific Islander</u>	<input type="text" value="0"/>	<input type="text" value="0"/>	0
<u>White</u>	<input type="text" value="52"/>	<input type="text" value="29"/>	81
Two or more races	<input type="text" value="2"/>	<input type="text" value="1"/>	3
<u>Race and ethnicity unknown</u>	<input type="text" value="5"/>	<input type="text" value="3"/>	8
<b>Total men</b>	192	197	389

**Women**

Students enrolled for <u>credit</u>	Total <u>full-time</u>	Total <u>part-time</u>	Total graduate students
<u>Nonresident alien</u>	<input type="text" value="43"/>	<input type="text" value="44"/>	87
<u>Hispanic/Latino</u>	<input type="text" value="2"/>	<input type="text" value="0"/>	2
<u>American Indian or Alaska Native</u>	<input type="text" value="0"/>	<input type="text" value="0"/>	0
<u>Asian</u>	<input type="text" value="1"/>	<input type="text" value="0"/>	1
<u>Black or African American</u>	<input type="text" value="3"/>	<input type="text" value="1"/>	4
<u>Native Hawaiian or Other Pacific Islander</u>	<input type="text" value="0"/>	<input type="text" value="0"/>	0
<u>White</u>	<input type="text" value="6"/>	<input type="text" value="2"/>	8
Two or more races	<input type="text" value="0"/>	<input type="text" value="0"/>	0
<u>Race and ethnicity unknown</u>	<input type="text" value="1"/>	<input type="text" value="1"/>	2
<b>Total women</b>	56	48	104

<b>Grand total (men+women)</b>	248	245	493
Grand total (men+women) 2014-15	<b>291</b>	<b>219</b>	<b>510</b>

Institution: University of Missouri-Columbia (178396)

User ID: 29C0011

**Part A - Fall Enrollment by race/ethnicity and gender**Enrollment as of the institution's official fall reporting date or as of October 15, 2016**CIPCODE: 26.0000 -- Biological and Biomedical Sciences****Graduate students**

- Report Hispanic/Latino individuals of any race as Hispanic/Latino
- Report race for non-Hispanic/Latino individuals only
- Report all postbaccalaureate degree and certificate students as graduate students, including any doctor's-professional practice students (formerly first-professional)

**Men**

Students enrolled for <u>credit</u>	Total <u>full-time</u>	Total <u>part-time</u>	Total graduate students
<u>Nonresident alien</u>	<input type="text" value="22"/>	<input type="text" value="2"/>	24
<u>Hispanic/Latino</u>	<input type="text" value="5"/>	<input type="text" value="0"/>	5
<u>American Indian or Alaska Native</u>	<input type="text" value="1"/>	<input type="text" value="0"/>	1
<u>Asian</u>	<input type="text" value="2"/>	<input type="text" value="0"/>	2
<u>Black or African American</u>	<input type="text" value="1"/>	<input type="text" value="0"/>	1
<u>Native Hawaiian or Other Pacific Islander</u>	<input type="text" value="0"/>	<input type="text" value="0"/>	0
<u>White</u>	<input type="text" value="59"/>	<input type="text" value="8"/>	67
Two or more races	<input type="text" value="0"/>	<input type="text" value="0"/>	0
<u>Race and ethnicity unknown</u>	<input type="text" value="4"/>	<input type="text" value="0"/>	4
<b>Total men</b>	94	10	104

**Women**

Students enrolled for <u>credit</u>	Total <u>full-time</u>	Total <u>part-time</u>	Total graduate students
<u>Nonresident alien</u>	<input type="text" value="30"/>	<input type="text" value="1"/>	31
<u>Hispanic/Latino</u>	<input type="text" value="5"/>	<input type="text" value="1"/>	6
<u>American Indian or Alaska Native</u>	<input type="text" value="1"/>	<input type="text" value="0"/>	1
<u>Asian</u>	<input type="text" value="1"/>	<input type="text" value="0"/>	1
<u>Black or African American</u>	<input type="text" value="7"/>	<input type="text" value="0"/>	7
<u>Native Hawaiian or Other Pacific Islander</u>	<input type="text" value="0"/>	<input type="text" value="0"/>	0
<u>White</u>	<input type="text" value="50"/>	<input type="text" value="1"/>	51
Two or more races	<input type="text" value="2"/>	<input type="text" value="0"/>	2
<u>Race and ethnicity unknown</u>	<input type="text" value="5"/>	<input type="text" value="0"/>	5
<b>Total women</b>	101	3	104

<b>Grand total (men+women)</b>	195	13	208
Grand total (men+women) 2014-15	<b>206</b>	<b>14</b>	<b>220</b>

Institution: University of Missouri-Columbia (178396)

User ID: 29C0011

**Part A - Fall Enrollment by race/ethnicity and gender**Enrollment as of the institution's official fall reporting date or as of October 15, 2016**CIPCODE: 27.0000 -- Mathematics and Statistics****Graduate students**

- Report Hispanic/Latino individuals of any race as Hispanic/Latino
- Report race for non-Hispanic/Latino individuals only
- Report all postbaccalaureate degree and certificate students as graduate students, including any doctor's-professional practice students (formerly first-professional)

**Men**

Students enrolled for <u>credit</u>	Total <u>full-time</u>	Total <u>part-time</u>	Total graduate students
<u>Nonresident alien</u>	52	14	66
<u>Hispanic/Latino</u>	1	0	1
<u>American Indian or Alaska Native</u>	0	0	0
<u>Asian</u>	3	1	4
<u>Black or African American</u>	0	0	0
<u>Native Hawaiian or Other Pacific Islander</u>	0	0	0
<u>White</u>	34	3	37
Two or more races	3	0	3
<u>Race/ethnicity unknown</u>	5	3	8
<b>Total men</b>	98	21	119

**Women**

Students enrolled for <u>credit</u>	Total <u>full-time</u>	Total <u>part-time</u>	Total graduate students
<u>Nonresident alien</u>	35	6	41
<u>Hispanic/Latino</u>	1	0	1
<u>American Indian or Alaska Native</u>	0	0	0
<u>Asian</u>	0	0	0
<u>Black or African American</u>	0	0	0
<u>Native Hawaiian or Other Pacific Islander</u>	0	0	0
<u>White</u>	14	2	16
Two or more races	0	0	0
<u>Race/ethnicity unknown</u>	0	1	1
<b>Total women</b>	50	9	59

<b>Grand total (men+women)</b>	148	30	178
Grand total (men+women) 2014-15	171	26	197

Institution: University of Missouri-Columbia (178396)

User ID: 29C0011

**Part A - Fall Enrollment by race/ethnicity and gender**Enrollment as of the institution's official fall reporting date or as of October 15, 2016**CIPCODE: 40.0000 -- Physical Sciences****Graduate students**

- Report Hispanic/Latino individuals of any race as Hispanic/Latino
- Report race for non-Hispanic/Latino individuals only
- Report all postbaccalaureate degree and certificate students as graduate students, including any doctor's-professional practice students (formerly first-professional)

**Men**

Students enrolled for <u>credit</u>	Total <u>full-time</u>	Total <u>part-time</u>	Total graduate students
<u>Nonresident alien</u>	<input type="text" value="40"/>	<input type="text" value="4"/>	44
<u>Hispanic/Latino</u>	<input type="text" value="3"/>	<input type="text" value="0"/>	3
<u>American Indian or Alaska Native</u>	<input type="text" value="0"/>	<input type="text" value="0"/>	0
<u>Asian</u>	<input type="text" value="0"/>	<input type="text" value="0"/>	0
<u>Black or African American</u>	<input type="text" value="2"/>	<input type="text" value="0"/>	2
<u>Native Hawaiian or Other Pacific Islander</u>	<input type="text" value="0"/>	<input type="text" value="0"/>	0
<u>White</u>	<input type="text" value="52"/>	<input type="text" value="14"/>	66
Two or more races	<input type="text" value="2"/>	<input type="text" value="2"/>	4
<u>Race and ethnicity unknown</u>	<input type="text" value="4"/>	<input type="text" value="1"/>	5
<b>Total men</b>	103	21	124

**Women**

Students enrolled for <u>credit</u>	Total <u>full-time</u>	Total <u>part-time</u>	Total graduate students
<u>Nonresident alien</u>	<input type="text" value="26"/>	<input type="text" value="6"/>	32
<u>Hispanic/Latino</u>	<input type="text" value="0"/>	<input type="text" value="0"/>	0
<u>American Indian or Alaska Native</u>	<input type="text" value="0"/>	<input type="text" value="0"/>	0
<u>Asian</u>	<input type="text" value="0"/>	<input type="text" value="0"/>	0
<u>Black or African American</u>	<input type="text" value="0"/>	<input type="text" value="0"/>	0
<u>Native Hawaiian or Other Pacific Islander</u>	<input type="text" value="0"/>	<input type="text" value="0"/>	0
<u>White</u>	<input type="text" value="22"/>	<input type="text" value="1"/>	23
Two or more races	<input type="text" value="1"/>	<input type="text" value="0"/>	1
<u>Race and ethnicity unknown</u>	<input type="text" value="0"/>	<input type="text" value="0"/>	0
<b>Total women</b>	49	7	56

<b>Grand total (men+women)</b>	152	28	180
Grand total (men+women) 2014-15	<b>184</b>	<b>41</b>	<b>225</b>

Institution: University of Missouri-Columbia (178396)

User ID: 29C0011

**Part A - Fall Enrollment by race/ethnicity and gender**Enrollment as of the institution's official fall reporting date or as of October 15, 2016**CIPCODE: 52.0000 -- Business, Management, Marketing and Related Support Services****Graduate students**

- Report Hispanic/Latino individuals of any race as Hispanic/Latino
- Report race for non-Hispanic/Latino individuals only
- Report all postbaccalaureate degree and certificate students as graduate students, including any doctor's-professional practice students (formerly first-professional)

**Men**

Students enrolled for <u>credit</u>	Total <u>full-time</u>	Total <u>part-time</u>	Total graduate students
<u>Nonresident alien</u>	<input type="text" value="34"/>	<input type="text" value="2"/>	36
<u>Hispanic/Latino</u>	<input type="text" value="4"/>	<input type="text" value="0"/>	4
<u>American Indian or Alaska Native</u>	<input type="text" value="0"/>	<input type="text" value="0"/>	0
<u>Asian</u>	<input type="text" value="5"/>	<input type="text" value="0"/>	5
<u>Black or African American</u>	<input type="text" value="9"/>	<input type="text" value="0"/>	9
<u>Native Hawaiian or Other Pacific Islander</u>	<input type="text" value="0"/>	<input type="text" value="0"/>	0
<u>White</u>	<input type="text" value="162"/>	<input type="text" value="7"/>	169
Two or more races	<input type="text" value="3"/>	<input type="text" value="0"/>	3
<u>Race and ethnicity unknown</u>	<input type="text" value="4"/>	<input type="text" value="0"/>	4
<b>Total men</b>	221	9	230

**Women**

Students enrolled for <u>credit</u>	Total <u>full-time</u>	Total <u>part-time</u>	Total graduate students
<u>Nonresident alien</u>	<input type="text" value="31"/>	<input type="text" value="1"/>	32
<u>Hispanic/Latino</u>	<input type="text" value="4"/>	<input type="text" value="0"/>	4
<u>American Indian or Alaska Native</u>	<input type="text" value="0"/>	<input type="text" value="0"/>	0
<u>Asian</u>	<input type="text" value="2"/>	<input type="text" value="0"/>	2
<u>Black or African American</u>	<input type="text" value="3"/>	<input type="text" value="0"/>	3
<u>Native Hawaiian or Other Pacific Islander</u>	<input type="text" value="0"/>	<input type="text" value="0"/>	0
<u>White</u>	<input type="text" value="86"/>	<input type="text" value="13"/>	99
Two or more races	<input type="text" value="4"/>	<input type="text" value="1"/>	5
<u>Race and ethnicity unknown</u>	<input type="text" value="6"/>	<input type="text" value="0"/>	6
<b>Total women</b>	136	15	151

<b>Grand total (men+women)</b>	357	24	381
Grand total (men+women) 2014-15	<b>360</b>	<b>35</b>	<b>395</b>

Institution: University of Missouri-Columbia (178396)

User ID: 29C0011

**Part A - Fall Enrollment by race/ethnicity and gender**Enrollment as of the institution's official fall reporting date or as of October 15, 2016**CIPCODE: 22.0101 -- Law (LL.B., J.D.)**

- Report Hispanic/Latino individuals of any race as Hispanic/Latino
- Report race for non-Hispanic/Latino individuals only

**Men**

Students enrolled for <u>credit</u>	Total <u>full-time</u>	Total <u>part-time</u>	Total
<u>Nonresident alien</u>	<input type="text" value="0"/>	<input type="text" value="0"/>	0
<u>Hispanic/Latino</u>	<input type="text" value="3"/>	<input type="text" value="0"/>	3
<u>American Indian or Alaska Native</u>	<input type="text" value="0"/>	<input type="text" value="0"/>	0
<u>Asian</u>	<input type="text" value="1"/>	<input type="text" value="0"/>	1
<u>Black or African American</u>	<input type="text" value="18"/>	<input type="text" value="0"/>	18
<u>Native Hawaiian or Other Pacific Islander</u>	<input type="text" value="1"/>	<input type="text" value="0"/>	1
<u>White</u>	<input type="text" value="137"/>	<input type="text" value="4"/>	141
Two or more races	<input type="text" value="6"/>	<input type="text" value="0"/>	6
<u>Race and ethnicity unknown</u>	<input type="text" value="13"/>	<input type="text" value="1"/>	14
<b>Total men</b>	179	5	184

**Women**

Students enrolled for <u>credit</u>	Total <u>full-time</u>	Total <u>part-time</u>	Total
<u>Nonresident alien</u>	<input type="text" value="0"/>	<input type="text" value="1"/>	1
<u>Hispanic/Latino</u>	<input type="text" value="2"/>	<input type="text" value="0"/>	2
<u>American Indian or Alaska Native</u>	<input type="text" value="0"/>	<input type="text" value="0"/>	0
<u>Asian</u>	<input type="text" value="4"/>	<input type="text" value="0"/>	4
<u>Black or African American</u>	<input type="text" value="13"/>	<input type="text" value="2"/>	15
<u>Native Hawaiian or Other Pacific Islander</u>	<input type="text" value="0"/>	<input type="text" value="0"/>	0
<u>White</u>	<input type="text" value="96"/>	<input type="text" value="7"/>	103
Two or more races	<input type="text" value="2"/>	<input type="text" value="0"/>	2
<u>Race and ethnicity unknown</u>	<input type="text" value="1"/>	<input type="text" value="0"/>	1
<b>Total women</b>	118	10	128

<b>Grand total (men+women)</b>	297	15	312
Grand total (men+women) 2014-15	<b>348</b>	<b>20</b>	



Institution: University of Missouri-Columbia (178396)

User ID: 29C0011

**Part A - Fall Enrollment by race/ethnicity and gender**Enrollment as of the institution's official fall reporting date or as of October 15, 2016**CIPCODE: 51.1201 -- Medicine (M.D.)**

- Report Hispanic/Latino individuals of any race as Hispanic/Latino
- Report race for non-Hispanic/Latino individuals only

**Men**

Students enrolled for <u>credit</u>	Total <u>full-time</u>	Total <u>part-time</u>	Total
<u>Nonresident alien</u>	<input type="text" value="0"/>	<input type="text" value="0"/>	0
<u>Hispanic/Latino</u>	<input type="text" value="6"/>	<input type="text" value="0"/>	6
<u>American Indian or Alaska Native</u>	<input type="text" value="0"/>	<input type="text" value="0"/>	0
<u>Asian</u>	<input type="text" value="5"/>	<input type="text" value="0"/>	5
<u>Black or African American</u>	<input type="text" value="5"/>	<input type="text" value="0"/>	5
<u>Native Hawaiian or Other Pacific Islander</u>	<input type="text" value="0"/>	<input type="text" value="0"/>	0
<u>White</u>	<input type="text" value="163"/>	<input type="text" value="0"/>	163
Two or more races	<input type="text" value="0"/>	<input type="text" value="0"/>	0
<u>Race and ethnicity unknown</u>	<input type="text" value="43"/>	<input type="text" value="0"/>	43
<b>Total men</b>	222	0	222

**Women**

Students enrolled for <u>credit</u>	Total <u>full-time</u>	Total <u>part-time</u>	Total
<u>Nonresident alien</u>	<input type="text" value="0"/>	<input type="text" value="0"/>	0
<u>Hispanic/Latino</u>	<input type="text" value="4"/>	<input type="text" value="0"/>	4
<u>American Indian or Alaska Native</u>	<input type="text" value="0"/>	<input type="text" value="0"/>	0
<u>Asian</u>	<input type="text" value="2"/>	<input type="text" value="0"/>	2
<u>Black or African American</u>	<input type="text" value="3"/>	<input type="text" value="0"/>	3
<u>Native Hawaiian or Other Pacific Islander</u>	<input type="text" value="0"/>	<input type="text" value="0"/>	0
<u>White</u>	<input type="text" value="151"/>	<input type="text" value="0"/>	151
Two or more races	<input type="text" value="0"/>	<input type="text" value="0"/>	0
<u>Race and ethnicity unknown</u>	<input type="text" value="31"/>	<input type="text" value="0"/>	31
<b>Total women</b>	191	0	191


<b>Grand total (men+women)</b>	413	0	413
Grand total (men+women) 2014-15	<b>396</b>		


Institution: University of Missouri-Columbia (178396)

User ID: 29C0011

**Part A - Fall Enrollment by Distance Education Status**

Enrollment as of the institution's official fall reporting date or as of October 15, 2016

	<u>Undergraduate Students</u>		<u>Graduate Students</u>
	<u>Degree/Certificate Seeking</u>	Non-Degree/Certificate Seeking	
 <b>Enrolled <i>exclusively</i> in <u>distance education courses</u></b>	519	145	1,587
<b>Enrolled in <i>some but not all</i> distance education courses</b>	5,798	16	511
<i>Not enrolled in any distance education courses</i>	19,227	172	5,264
<b>Total</b> (from prior part A screens)	25,544	333	7,362

 **You may use the space below to provide context** for the data you've reported above. These context notes may be posted on the College Navigator website, and should be written to be understood by students and parents.

Institution: University of Missouri-Columbia (178396)

User ID: 29C0011

**Part A - Fall Enrollment by Distance Education Status**

		<u>Undergraduate Students</u>		<u>Graduate Students</u>
		<u>Degree/Certificate Seeking</u>	Non-Degree/Certificate Seeking	
<b>Of those students <i>exclusively</i> enrolled in <u>distance education courses</u>, report the number that are:</b>				
Located in	MO	<input type="text" value="370"/>	<input type="text" value="73"/>	<input type="text" value="957"/>
Located in the U.S. but not in	MO	<input type="text" value="148"/>	<input type="text" value="70"/>	<input type="text" value="591"/>
Located in the U.S. but state/jurisdiction unknown		<input type="text" value="0"/>	<input type="text" value="0"/>	<input type="text" value="0"/>
Located outside the U.S.		<input type="text" value="1"/>	<input type="text" value="2"/>	<input type="text" value="39"/>
Location unknown/unreported		0	0	0
Total students exclusively enrolled in distance education (from section above)		519	145	1,587

Institution: University of Missouri-Columbia (178396)

User ID: 29C0011

**Part A - Fall Enrollment Summary**

<b>Fall Enrollment Summary</b>			
<b>Men</b>			
Students enrolled for credit	Total full-time students	Total part-time students	Grand total, all students
<u>Nonresident alien</u>	924	409	1,333
<u>Hispanic/Latino</u>	509	55	564
<u>American Indian or Alaska Native</u>	28	5	33
<u>Asian</u>	308	43	351
<u>Black or African American</u>	809	101	910
<u>Native Hawaiian or Other Pacific Islander</u>	6	2	8
<u>White</u>	10,484	1,221	11,705
Two or more races	381	23	404
<u>Race and ethnicity unknown</u>	196	58	254
<b>Total men</b>	<b>13,645</b>	<b>1,917</b>	<b>15,562</b>
<b>Women</b>			
Students enrolled for credit	Total full-time students	Total part-time students	Grand total, all students
<u>Nonresident alien</u>	784	231	1,015
<u>Hispanic/Latino</u>	568	52	620
<u>American Indian or Alaska Native</u>	31	3	34
<u>Asian</u>	319	44	363
<u>Black or African American</u>	1,244	146	1,390
<u>Native Hawaiian or Other Pacific Islander</u>	6	0	6
<u>White</u>	11,627	1,850	13,477
Two or more races	478	46	524
<u>Race and ethnicity unknown</u>	191	57	248
<b>Total women</b>	<b>15,248</b>	<b>2,429</b>	<b>17,677</b>
<b>Grand Total (men+women)</b>	<b>28,893</b>	<b>4,346</b>	<b>33,239</b>

Institution: University of Missouri-Columbia (178396)

User ID: 29C0011

**Part A - Fall Enrollment - Summary by race/ethnicity****Fall enrollment totals****CIPCODE: 13.0000 -- Education****Men**

Students enrolled for credit	Total full-time students	Total part-time students	Grand total, all students
<u>Nonresident alien</u>	24	6	30
<u>Hispanic/Latino</u>	16	7	23
<u>American Indian or Alaska Native</u>	1	0	1
<u>Asian</u>	7	2	9
<u>Black or African American</u>	27	17	44
<u>Native Hawaiian or Other Pacific Islander</u>	0	1	1
<u>White</u>	310	231	541
Two or more races	6	0	6
<u>Race and ethnicity unknown</u>	11	9	20
<b>Total men</b>	<b>402</b>	<b>273</b>	<b>675</b>

**Women**

Students enrolled for credit	Total full-time students	Total part-time students	Grand total, all students
<u>Nonresident alien</u>	34	11	45
<u>Hispanic/Latino</u>	38	10	48
<u>American Indian or Alaska Native</u>	2	0	2
<u>Asian</u>	15	4	19
<u>Black or African American</u>	54	15	69
<u>Native Hawaiian or Other Pacific Islander</u>	0	0	0
<u>White</u>	1,028	463	1,491
Two or more races	46	7	53
<u>Race and ethnicity unknown</u>	18	15	33
<b>Total women</b>	<b>1,235</b>	<b>525</b>	<b>1,760</b>
<b>Grand Total (men+women)</b>	<b>1,637</b>	<b>798</b>	<b>2,435</b>

Institution: University of Missouri-Columbia (178396)

User ID: 29C0011

**Part A - Fall Enrollment - Summary by race/ethnicity****Fall enrollment totals****CIPCODE: 14.0000 -- Engineering****Men**

Students enrolled for credit	Total full-time students	Total part-time students	Grand total, all students
<u>Nonresident alien</u>	279	189	468
<u>Hispanic/Latino</u>	68	6	74
<u>American Indian or Alaska Native</u>	1	0	1
<u>Asian</u>	48	5	53
<u>Black or African American</u>	108	11	119
<u>Native Hawaiian or Other Pacific Islander</u>	3	0	3
<u>White</u>	1,685	97	1,782
Two or more races	72	5	77
<u>Race and ethnicity unknown</u>	26	7	33
<b>Total men</b>	<b>2,290</b>	<b>320</b>	<b>2,610</b>

**Women**

Students enrolled for credit	Total full-time students	Total part-time students	Grand total, all students
<u>Nonresident alien</u>	78	52	130
<u>Hispanic/Latino</u>	16	1	17
<u>American Indian or Alaska Native</u>	1	0	1
<u>Asian</u>	17	1	18
<u>Black or African American</u>	40	1	41
<u>Native Hawaiian or Other Pacific Islander</u>	0	0	0
<u>White</u>	350	9	359
Two or more races	17	0	17
<u>Race and ethnicity unknown</u>	5	1	6
<b>Total women</b>	<b>524</b>	<b>65</b>	<b>589</b>
<b>Grand Total (men+women)</b>	<b>2,814</b>	<b>385</b>	<b>3,199</b>

Institution: University of Missouri-Columbia (178396)

User ID: 29C0011

**Part A - Fall Enrollment - Summary by race/ethnicity****Fall enrollment totals****CIPCODE: 26.0000 -- Biological and Biomedical Sciences****Men**

Students enrolled for credit	Total full-time students	Total part-time students	Grand total, all students
<u>Nonresident alien</u>	30	3	33
<u>Hispanic/Latino</u>	43	1	44
<u>American Indian or Alaska Native</u>	6	0	6
<u>Asian</u>	47	4	51
<u>Black or African American</u>	45	3	48
<u>Native Hawaiian or Other Pacific Islander</u>	0	0	0
<u>White</u>	541	38	579
Two or more races	19	1	20
<u>Race and ethnicity unknown</u>	9	2	11
<b>Total men</b>	<b>740</b>	<b>52</b>	<b>792</b>

**Women**

Students enrolled for credit	Total full-time students	Total part-time students	Grand total, all students
<u>Nonresident alien</u>	40	1	41
<u>Hispanic/Latino</u>	43	1	44
<u>American Indian or Alaska Native</u>	1	0	1
<u>Asian</u>	49	3	52
<u>Black or African American</u>	113	3	116
<u>Native Hawaiian or Other Pacific Islander</u>	1	0	1
<u>White</u>	689	26	715
Two or more races	43	0	43
<u>Race and ethnicity unknown</u>	12	0	12
<b>Total women</b>	<b>991</b>	<b>34</b>	<b>1,025</b>
<b>Grand Total (men+women)</b>	<b>1,731</b>	<b>86</b>	<b>1,817</b>

Institution: University of Missouri-Columbia (178396)

User ID: 29C0011

**Part A - Fall Enrollment - Summary by race/ethnicity****Fall enrollment totals****CIPCODE: 27.0000 -- Mathematics and Statistics****Men**

Students enrolled for credit	Total full-time students	Total part-time students	Grand total, all students
<u>Nonresident alien</u>	80	31	111
<u>Hispanic/Latino</u>	4	0	4
<u>American Indian or Alaska Native</u>	0	0	0
<u>Asian</u>	9	1	10
<u>Black or African American</u>	2	0	2
<u>Native Hawaiian or Other Pacific Islander</u>	0	0	0
<u>White</u>	107	6	113
Two or more races	5	0	5
<u>Race and ethnicity unknown</u>	5	3	8
<b>Total men</b>	<b>212</b>	<b>41</b>	<b>253</b>

**Women**

Students enrolled for credit	Total full-time students	Total part-time students	Grand total, all students
<u>Nonresident alien</u>	56	11	67
<u>Hispanic/Latino</u>	2	0	2
<u>American Indian or Alaska Native</u>	0	0	0
<u>Asian</u>	3	0	3
<u>Black or African American</u>	4	0	4
<u>Native Hawaiian or Other Pacific Islander</u>	0	0	0
<u>White</u>	55	3	58
Two or more races	1	0	1
<u>Race and ethnicity unknown</u>	0	1	1
<b>Total women</b>	<b>121</b>	<b>15</b>	<b>136</b>
<b>Grand Total (men+women)</b>	<b>333</b>	<b>56</b>	<b>389</b>



Institution: University of Missouri-Columbia (178396)

User ID: 29C0011

**Part A - Fall Enrollment - Summary by race/ethnicity****Fall enrollment totals****CIPCODE: 40.0000 -- Physical Sciences****Men**

Students enrolled for credit	Total full-time students	Total part-time students	Grand total, all students
<u>Nonresident alien</u>	61	7	68
<u>Hispanic/Latino</u>	10	4	14
<u>American Indian or Alaska Native</u>	0	0	0
<u>Asian</u>	6	1	7
<u>Black or African American</u>	10	1	11
<u>Native Hawaiian or Other Pacific Islander</u>	0	0	0
<u>White</u>	243	32	275
Two or more races	13	2	15
<u>Race and ethnicity unknown</u>	8	1	9
<b>Total men</b>	<b>351</b>	<b>48</b>	<b>399</b>

**Women**

Students enrolled for credit	Total full-time students	Total part-time students	Grand total, all students
<u>Nonresident alien</u>	32	8	40
<u>Hispanic/Latino</u>	8	0	8
<u>American Indian or Alaska Native</u>	0	0	0
<u>Asian</u>	4	1	5
<u>Black or African American</u>	10	0	10
<u>Native Hawaiian or Other Pacific Islander</u>	0	0	0
<u>White</u>	122	12	134
Two or more races	5	0	5
<u>Race and ethnicity unknown</u>	1	0	1
<b>Total women</b>	<b>182</b>	<b>21</b>	<b>203</b>
<b>Grand Total (men+women)</b>	<b>533</b>	<b>69</b>	<b>602</b>

Institution: University of Missouri-Columbia (178396)

User ID: 29C0011

**Part A - Fall Enrollment - Summary by race/ethnicity****Fall enrollment totals****CIPCODE: 52.0000 -- Business, Management, Marketing and Related Support Services****Men**

Students enrolled for credit	Total full-time students	Total part-time students	Grand total, all students
<u>Nonresident alien</u>	88	11	99
<u>Hispanic/Latino</u>	127	1	128
<u>American Indian or Alaska Native</u>	9	0	9
<u>Asian</u>	62	1	63
<u>Black or African American</u>	147	6	153
<u>Native Hawaiian or Other Pacific Islander</u>	1	0	1
<u>White</u>	2,851	84	2,935
Two or more races	75	1	76
<u>Race and ethnicity unknown</u>	16	1	17
<b>Total men</b>	<b>3,376</b>	<b>105</b>	<b>3,481</b>

**Women**

Students enrolled for credit	Total full-time students	Total part-time students	Grand total, all students
<u>Nonresident alien</u>	97	8	105
<u>Hispanic/Latino</u>	67	0	67
<u>American Indian or Alaska Native</u>	2	1	3
<u>Asian</u>	33	3	36
<u>Black or African American</u>	131	2	133
<u>Native Hawaiian or Other Pacific Islander</u>	0	0	0
<u>White</u>	1,525	62	1,587
Two or more races	41	1	42
<u>Race and ethnicity unknown</u>	14	1	15
<b>Total women</b>	<b>1,910</b>	<b>78</b>	<b>1,988</b>
<b>Grand Total (men+women)</b>	<b>5,286</b>	<b>183</b>	<b>5,469</b>

Institution: University of Missouri-Columbia (178396)

User ID: 29C0011

**Part B - Fall Enrollment by Age and Gender for Full-time Undergraduate Students**

NOTE: These data are optional this year.

Enrollment as of the institution's official fall reporting date or as of October 15, 2016

Age	<u>Full-time Undergraduate Students</u>	
	Men	Women
Under 18	<input type="text" value="22"/>	<input type="text" value="42"/>
18-19	<input type="text" value="4,248"/>	<input type="text" value="5,084"/>
20-21	<input type="text" value="5,062"/>	<input type="text" value="6,075"/>
22-24	<input type="text" value="1,859"/>	<input type="text" value="1,271"/>
25-29	<input type="text" value="211"/>	<input type="text" value="99"/>
30-34	<input type="text" value="71"/>	<input type="text" value="24"/>
35-39	<input type="text" value="18"/>	<input type="text" value="8"/>
40-49	<input type="text" value="13"/>	<input type="text" value="9"/>
50-64	<input type="text" value="3"/>	<input type="text" value="5"/>
65 and over	<input type="text"/>	<input type="text"/>
Age unknown/unreported	0	0
Total full-time undergraduate students (from part A)	11,507	12,617

Institution: University of Missouri-Columbia (178396)

User ID: 29C0011

**Part B - Fall Enrollment by Age and Gender for Part-time Undergraduate Students**NOTE: These data are **optional** this year.Enrollment as of the institution's official fall reporting date or as of October 15, 2016

Age	<u>Part-time Undergraduate Students</u>	
	Men	Women
Under 18	20	12
18-19	92	86
20-21	210	197
22-24	370	291
25-29	101	109
30-34	43	55
35-39	25	29
40-49	31	48
50-64	10	21
65 and over	2	1
Age unknown/unreported	0	0
Total part-time undergraduate students (from part A)	904	849

Institution: University of Missouri-Columbia (178396)

User ID: 29C0011

**Part B - Fall Enrollment by Age and Gender for Full-time Graduate Students****NOTE: These data are optional this year.****Enrollment as of the institution's official fall reporting date or as of October 15, 2016**

Age	<u>Full-time Graduate Students</u>	
	Men	Women
Under 18	<input type="text"/>	<input type="text"/>
18-19	<input type="text"/>	<input type="text"/>
20-21	<input type="text" value="27"/>	<input type="text" value="67"/>
22-24	<input type="text" value="746"/>	<input type="text" value="1,147"/>
25-29	<input type="text" value="723"/>	<input type="text" value="781"/>
30-34	<input type="text" value="319"/>	<input type="text" value="271"/>
35-39	<input type="text" value="172"/>	<input type="text" value="155"/>
40-49	<input type="text" value="112"/>	<input type="text" value="140"/>
50-64	<input type="text" value="38"/>	<input type="text" value="67"/>
65 and over	<input type="text" value="1"/>	<input type="text" value="3"/>
Age unknown/unreported	0	0
Total full-time graduate students (from part A)	2,138	2,631

Institution: University of Missouri-Columbia (178396)

User ID: 29C0011

**Part B - Fall Enrollment by Age and Gender for Part-time Graduate Students**

NOTE: These data are optional this year.

Enrollment as of the institution's official fall reporting date or as of October 15, 2016

Age	<u>Part-time Graduate Students</u>	
	Men	Women
Under 18	<input type="text" value="0"/>	<input type="text" value="1"/>
18-19	<input type="text"/>	<input type="text"/>
20-21	<input type="text" value="0"/>	<input type="text" value="4"/>
22-24	<input type="text" value="115"/>	<input type="text" value="175"/>
25-29	<input type="text" value="325"/>	<input type="text" value="462"/>
30-34	<input type="text" value="228"/>	<input type="text" value="314"/>
35-39	<input type="text" value="139"/>	<input type="text" value="215"/>
40-49	<input type="text" value="145"/>	<input type="text" value="284"/>
50-64	<input type="text" value="57"/>	<input type="text" value="124"/>
65 and over	<input type="text" value="4"/>	<input type="text" value="1"/>
Age unknown/unreported	0	0
Total part-time graduate students (from part A)	1,013	1,580

Institution: University of Missouri-Columbia (178396)

User ID: 29C0011

**Part C - Screening Question**

**Did any of your first-time degree/certificate-seeking undergraduate students (reported in Part A) enroll within 12 months of graduating high school or receiving their GED?**


<input type="radio"/>	No, we do not have any first-time students who enrolled within 12 months of their high school graduation.
<input checked="" type="radio"/>	Yes, we have first-time students who enrolled within 12 months of their high school graduation.

**You may use the space below to provide context for the data you've reported above.**

Institution: University of Missouri-Columbia (178396)

User ID: 29C0011

**Part C - Residence of First-time Undergraduates****Enrollment as of the institution's official fall reporting date or as of October 15, 2016**Enter **at least one** zero, where applicable, to verify that the screen has not been skipped.

State of <u>residence</u> when student was first admitted	FIPS Code	 Total <u>first-time</u> degree/certificate-seeking undergraduates (1)	Of students in column 1, those who enrolled <b>within 12 months</b> of high school graduation or receiving their GED (2)
Alabama	01	<input type="text"/>	<input type="text"/>
Alaska	02	<input type="text"/>	<input type="text"/>
Arizona	04	<input type="text" value="3"/>	<input type="text" value="3"/>
Arkansas	05	<input type="text" value="21"/>	<input type="text" value="21"/>
California	06	<input type="text" value="48"/>	<input type="text" value="43"/>
Colorado	08	<input type="text" value="33"/>	<input type="text" value="33"/>
Connecticut	09	<input type="text" value="3"/>	<input type="text" value="3"/>
Delaware	10	<input type="text"/>	<input type="text"/>
District of Columbia	11	<input type="text" value="2"/>	<input type="text" value="2"/>
Florida	12	<input type="text" value="23"/>	<input type="text" value="23"/>
Georgia	13	<input type="text" value="20"/>	<input type="text" value="20"/>
Hawaii	15	<input type="text" value="1"/>	<input type="text" value="1"/>
Idaho	16	<input type="text"/>	<input type="text"/>
Illinois	17	<input type="text" value="894"/>	<input type="text" value="892"/>
Indiana	18	<input type="text" value="9"/>	<input type="text" value="9"/>
Iowa	19	<input type="text" value="24"/>	<input type="text" value="23"/>
Kansas	20	<input type="text" value="91"/>	<input type="text" value="90"/>
Kentucky	21	<input type="text" value="3"/>	<input type="text" value="3"/>
Louisiana	22	<input type="text" value="6"/>	<input type="text" value="6"/>
Maine	23	<input type="text"/>	<input type="text"/>



Institution: University of Missouri-Columbia (178396)

User ID: 29C0011

**Part C - Residence of First-time Undergraduates****Enrollment as of the institution's official fall reporting date or as of October 15, 2016**Enter **at least one** zero, where applicable, to verify that the screen has not been skipped.

State of <u>residence</u> when student was first admitted	FIPS Code	Total <u>first-time</u> degree/certificate-seeking undergraduates (1)	Of students in column 1, those who enrolled <b>within 12 months</b> of high school graduation or receiving their GED (2)
Maryland	24	<input type="text" value="7"/>	<input type="text" value="7"/>
Massachusetts	25	<input type="text" value="10"/>	<input type="text" value="5"/>
Michigan	26	<input type="text" value="8"/>	<input type="text" value="8"/>
Minnesota	27	<input type="text" value="61"/>	<input type="text" value="61"/>
Mississippi	28	<input type="text" value="1"/>	<input type="text" value="1"/>
Missouri	29	<input type="text" value="3,140"/>	<input type="text" value="3,104"/>
Montana	30	<input type="text" value="1"/>	<input type="text" value="1"/>
Nebraska	31	<input type="text" value="11"/>	<input type="text" value="11"/>
Nevada	32	<input type="text" value="4"/>	<input type="text" value="4"/>
New Hampshire	33	<input type="text" value="1"/>	<input type="text" value="1"/>
New Jersey	34	<input type="text" value="7"/>	<input type="text" value="7"/>
New Mexico	35	<input type="text" value="2"/>	<input type="text" value="2"/>
New York	36	<input type="text" value="8"/>	<input type="text" value="8"/>
North Carolina	37	<input type="text" value="5"/>	<input type="text" value="5"/>
North Dakota	38	<input type="text" value=""/>	<input type="text" value=""/>
Ohio	39	<input type="text" value="13"/>	<input type="text" value="13"/>
Oklahoma	40	<input type="text" value="4"/>	<input type="text" value="4"/>
Oregon	41	<input type="text" value="3"/>	<input type="text" value="3"/>
Pennsylvania	42	<input type="text" value="9"/>	<input type="text" value="7"/>
Rhode Island	44	<input type="text" value=""/>	<input type="text" value=""/>

Institution: University of Missouri-Columbia (178396)

User ID: 29C0011

**Part C - Residence of First-time Undergraduates**

**Enrollment as of the institution's official fall reporting date or as of October 15, 2016**

Enter **at least one** zero, where applicable, to verify that the screen has not been skipped.

State of <u>residence</u> when student was first admitted	FIPS Code	Total first-time degree/certificate-seeking undergraduates (1)	Of students in column 1, those who enrolled <b>within 12 months</b> of high school graduation or receiving their GED (2)
South Carolina	45	<input type="text"/>	<input type="text"/>
South Dakota	46	<input type="text" value="2"/>	<input type="text" value="2"/>
Tennessee	47	<input type="text" value="15"/>	<input type="text" value="14"/>
Texas	48	<input type="text" value="120"/>	<input type="text" value="119"/>
Utah	49	<input type="text" value="2"/>	<input type="text" value="2"/>
Vermont	50	<input type="text"/>	<input type="text"/>
Virginia	51	<input type="text" value="12"/>	<input type="text" value="12"/>
Washington	53	<input type="text" value="5"/>	<input type="text" value="5"/>
West Virginia	54	<input type="text"/>	<input type="text"/>
Wisconsin	55	<input type="text" value="19"/>	<input type="text" value="19"/>
Wyoming	56	<input type="text"/>	<input type="text"/>
<u>State Unknown</u>	57	<input type="text"/>	<input type="text"/>
American Samoa	60	<input type="text"/>	<input type="text"/>
Federated States of Micronesia	64	<input type="text"/>	<input type="text"/>
Guam	66	<input type="text"/>	<input type="text"/>
Marshall Islands	68	<input type="text"/>	<input type="text"/>
Northern Marianas	69	<input type="text"/>	<input type="text"/>
Palau	70	<input type="text"/>	<input type="text"/>
Puerto Rico	72	<input type="text"/>	<input type="text"/>
Virgin Islands	78	<input type="text"/>	<input type="text"/>
Foreign Countries	90	<input type="text" value="116"/>	<input type="text" value="70"/>
Residence unknown/unreported	98	<input type="text" value="5"/>	
Total first-time degree/certificate-seeking undergraduates (from Part A)		4,772	4,667

**You may use the space below to provide context for the data you've reported above.**

Institution: University of Missouri-Columbia (178396)

User ID: 29C0011

**Part D - Total Undergraduate Entering Class****Total Undergraduate Entering Class, Fall 2016**

D1	Total full-time, first-time degree/certificate-seeking <u>undergraduates</u> from Part A (GR <u>cohort</u> )	4,672
D2	Total <u>first-time</u> degree/certificate-seeking undergraduates (full-time + part-time) from Part A	4,772
D3	Total <u>transfer-in</u> degree/certificate-seeking undergraduates (full-time + part-time) from Part A	918
D4	Total <u>non-degree/certificate-seeking</u> undergraduates (full-time + part-time) from Part A	333
D5	Of the total non-degree/certificate-seeking undergraduates displayed on line D4, <b>the number that are new to the institution in Fall 2016</b>	84
D6	Total <u>entering students</u> at the undergraduate level <b>Note:</b> This is calculated as first-time students (line D2) + students transferring to the institution (line D3) + non-degree/certificate-seeking undergraduates entering in Fall 2016 (line D5).	5,774
D7	Percentage of undergraduate entering class represented by your GR <u>cohort</u> (line D1/line D6)	81

Institution: University of Missouri-Columbia (178396)

User ID: 29C0011

**Part E - First-time Bachelor's Cohort Retention Rates (Full-time)**

Retention Rates

Full-time, First-time Bachelor's Cohort from Fall 2015

Academic reporters determine the cohort and retention as of the institution's official fall reporting date or as of October 15. Program reporters determine the cohort with enrollment any time between August 1 and October 31, 2015 and retention based on August 1, 2016.

The retention rate is calculated by the system after clicking "Save" on the screen. Exclusions are subtracted from and inclusions are added to the original cohort and the resulting adjusted cohort is used for calculating the retention rate.


**Retention Data Reporting Reminders:**

- Include only **full-time, first-time bachelor's** students in this cohort.
  - Determine the full-time cohort using Fall 2015 status (e.g. if a student was full-time in Fall 2015, report them in the full-time cohort regardless of their Fall 2016 status).
  - If there are no students to report in the cohort, enter zero. Do not leave the field blank.
- 
- Report in the exclusions box (line E2a) the number of students from the cohort who left the institution for any of the following reasons: died or were totally and permanently disabled; to serve in the armed forces (including those called to active duty); to serve with a foreign aid service of the Federal Government (e.g. Peace Corps); or to serve on official church missions.
  - Report in the inclusion box (line E2b) first-time bachelor's-seeking study abroad students who were excluded from the first-time cohort (line E1) but who have re-enrolled at the institution their second year.

Prior year data (Fall 2014 cohort)

**FULL-TIME, FIRST-TIME BACHELOR'S COHORT RETENTION:**

<b>E1</b>	Full-time, first-time Fall 2015 bachelor's cohort	<input type="text" value="6,035"/>	<b>6,408</b>	
<b>E2a</b>	<u>Exclusions</u> from the Fall 2015 cohort	<input type="text" value="2"/>	<b>1</b>	
<b>E2b</b>	Inclusion to the Fall 2015 cohort	<input type="text" value="0"/>		
<b>E3</b>	<b>Adjusted</b> Fall 2015 cohort (line E1- E2a + E2b)	6,033	<b>6,407</b>	
<b>E4</b>	Students from Fall 2015 cohort <b>still enrolled</b> as of Fall 2016	<input type="text" value="5,169"/>	<b>5,585</b>	
<b>E5</b>	Full-time, first-time Fall 2015 bachelor's cohort retention rate (line E4 / line E3)	86 %	<b>87</b>	%

 You may use the space below to **provide context** for the data you've reported above. These context notes will be posted on the College Navigator website, and should be written to be understood by students and parents.

Institution: University of Missouri-Columbia (178396)

User ID: 29C0011

**Part E - First-time Bachelor's Cohort Retention Rates (Part-time)**

Retention Rates

Part-time, First-time Bachelor's Cohort from Fall 2015

Academic reporters determine the cohort and retention as of the institution's official fall reporting date or as of October 15. Program reporters determine the cohort with enrollment any time between August 1 and October 31, 2015 and retention based on August 1, 2016.


The retention rate is calculated by the system after clicking "Save" on the screen. Exclusions are subtracted from the original cohort and the resulting adjusted cohort is used for calculating the retention rate.


**Retention Data Reporting Reminders:**

- Include only **part-time, first-time bachelor's-seeking** students in this cohort.
  - Determine part-time using Fall 2015 attendance status (e.g. if a student was part-time in Fall 2015, report them in the part-time cohort regardless of their Fall 2016 status).
  - If there are no students to report in the cohort, enter zero. Do not leave the field blank.
- 
- Report in the exclusions box (line E7a) the number of students from the cohort who left the institution for any of the following reasons: died or were totally and permanently disabled; to serve in the armed forces (including those called to active duty); to serve with a foreign aid service of the Federal Government (e.g. Peace Corps); or to serve on official church missions.
  - Report in the inclusion box (line E7b) first-time bachelor's-seeking study abroad students who were excluded from the first-time cohort (line E6) but who have re-enrolled at the institution their second year.

Prior year data (Fall 2014 cohort)

**PART-TIME, FIRST-TIME BACHELOR'S COHORT RETENTION:**

<b>E6</b>	Part-time, first-time Fall 2015 bachelor's cohort	 <input type="text" value="156"/>	<b>107</b>	
<b>E7a</b>	<u>Exclusions</u> from the Fall 2015 cohort	<input type="text" value="0"/>	<b>0</b>	
<b>E7b</b>	Inclusions to the Fall 2015 cohort	<input type="text" value="0"/>		
<b>E8</b>	<b>Adjusted</b> Fall 2015 cohort (line E6 - E7a + E7b)	156	<b>107</b>	
<b>E9</b>	Students from Fall 2015 cohort <b>still enrolled</b> as of Fall 2016	<input type="text" value="109"/>	<b>76</b>	
<b>E10</b>	Part-time, first-time Fall 2015 bachelor's cohort retention rate (line E9 / line E8)	70 %	<b>71</b>	%

 You may use the space below to **provide context** for the data you've reported above. These context notes will be posted on the College Navigator website, and should be written to be understood by students and parents.

Institution: University of Missouri-Columbia (178396)

User ID: 29C0011


**Part F - Student-to-Faculty Ratio**

Please provide your institution's student-to-faculty ratio (i.e., student-to-instructional staff) for undergraduate programs for Fall 2016. The student-to-faculty ratio and any accompanying context that is provided will be displayed on College Navigator.

**Note:** Logic in this item is similar to item I-2 from the Common Data Set data collection.

Click [here](#) to use a worksheet to help you determine the student-to-faculty ratio

Student-to-faculty ratio	19	to 1
Student-to-faculty ratio prior year	20	to 1

 You may use the space below to **provide context** for the data you've reported above. These context notes will be posted on the College Navigator website, and should be written to be understood by students and parents.

Institution: University of Missouri-Columbia (178396)

User ID: 29C0011

**Prepared by**

<b>This survey component was prepared by:</b>					
<input checked="" type="radio"/>	Keyholder	<input type="radio"/>	SFA Contact	<input type="radio"/>	HR Contact
<input type="radio"/>	Finance Contact	<input type="radio"/>	Academic Library Contact	<input type="radio"/>	Other
Name:	<input type="text" value="Randy Sade"/>				
Email:	<input type="text" value="SadeR@umsystem.edu"/>				
How long did it take to prepare this survey component?					
	<input type="text" value="91"/>	hours	<input type="text" value="0"/>	minutes	
<p>The name of the preparer is being collected so that we can follow up with the appropriate person in the event that there are questions concerning the data. The Keyholder will be copied on all email correspondence to other preparers.</p> <p>The time it took to prepare this component is being collected so that we can continue to improve our estimate of the reporting burden associated with IPEDS. Please include in your estimate the time it took for you to review instructions, query and search data sources, complete and review the component, and submit the data through the Data Collection System.</p> <p>Thank you for your assistance.</p>					

Institution: University of Missouri-Columbia (178396)

User ID: 29C0011

**Summary**

### Fall Enrollment Survey Summary Four-Year Institutions with Graduate Students

IPEDS collects important information regarding your institution. All data reported in IPEDS survey components become available in the IPEDS Data Center and appear as aggregated data in various Department of Education reports. Additionally, some of the reported data appears specifically for your institution through the College Navigator website and is included in your institution's Data Feedback Report (DFR). The purpose of this summary is to provide you an opportunity to view some of the data that, when accepted through the IPEDS quality control process, will appear on the College Navigator website and/or your DFR. College Navigator is updated approximately three months after the data collection period closes and Data Feedback Reports will be available through the [Data Center](#) and sent to your institution's CEO in November 2016.

Please review your data for accuracy. If you have questions about the data displayed below after reviewing the data reported on the survey screens, please contact the IPEDS Help Desk at: 1-877-225-2568 or [ipedshelp@rti.org](mailto:ipedshelp@rti.org).

<b>Student Enrollment</b>	
Total enrollment	33,239
Undergraduate enrollment	25,877
Undergraduate transfer-in enrollment	918
Graduate enrollment	7,362
Student-to-faculty ratio	19 to 1

<b>Student Characteristics (All Students)</b>	
Percent of all students who are female	53%
Percent of all students by race/ethnicity:	
American Indian or Alaska Native	0%
Asian	2%
Black or African American	7%
Hispanic/Latino	4%
Native Hawaiian or Pacific Islander	0%
White	76%
Two or More Races	3%
Race and ethnicity unknown	2%
Nonresident alien	7%

<b>Undergraduate Student Characteristics</b>	
Percent of undergraduates who are female	52%
Percent of undergraduates who are full-time	93%
Percent of undergraduates by race/ethnicity:	
American Indian or Alaska Native	0%
Asian	2%
Black or African American	8%



Hispanic/Latino	4%
Native Hawaiian or Pacific Islander	0%
White	78%
Two or More Races	3%
Race and ethnicity unknown	1%
Nonresident alien	4%
Percent of undergraduate students by age:	
24 and under	96%
25 and over	4%
Age unknown	0%

<b>Undergraduate Retention and Graduation Rate Cohort</b>	
First-time, full-time bachelor's seeking student retention rate	86%
First-time, part-time bachelor's seeking student retention rate	70%
Graduation rate cohort as percent of total entering students	81%

<b>Graduate Student Characteristics</b>	
Percent of graduate students who are female	57%
Percent of graduate students who are full-time	65%

Institution: University of Missouri-Columbia (178396)  
 Edit Report

User ID: 29C0011

**Fall Enrollment**

University of Missouri-Columbia (178396)

Source	Description	Severity	Resolved	Options
--------	-------------	----------	----------	---------

**Screen: Part A - Fall Enrollment for Part-time Undergraduate Students**

Upload File	The number entered is outside the expected range when compared with the prior year value. Please correct your data or explain. (Error #6304)	Explanation	Yes	
Reason:	The decrease of part-time degree-seeking undergraduate men is a result of an abnormal increase in the prior year. 2016 (54); 2015 (105); 2014 (62); 2013 (81).			

**Screen: Part E - First-time Bachelor's Cohort Retention Rates (Part-time)**

Upload File	The part-time, first-time bachelor's cohort reported in Part E (156) is outside the expected range when compared with the prior year value (Fall 2014 cohort). Please correct your data or explain. (Error #6805)	Explanation	Yes	
Reason:	This is correct since it matches last year's reported first-time degree-seeking part-time undergraduates.			