

Human Resources 2017-18

Institution: University of Missouri-Kansas City (178402)

User ID: 29C0011

Overview**Human Resources Overview**

Welcome to the IPEDS Human Resources (HR) survey component. The HR component collects important information about your institution's staff.

Data Reporting Reminders

- Report each employee only once. If an employee could be coded in more than one occupation, code the employee in the occupation that requires the highest level of skill OR if there is no measurable difference in skill requirements, code the employee in the occupation in which they spend the most time.
- Report staff members difficult to categorize in the "Human Resources Survey Evaluation" box at the end of the survey.
- Enter data on each displayed screen. If a screen is not applicable, enter at least one zero in a field on the screen and save before continuing.
- When reporting salary data (applicable to degree-granting institutions only) include all full-time, non-medical school, instructional staff - both with and without faculty status.

See the instructions for the **Key Reporting Concepts** section -- basic reporting concepts that will assist you in completing the Human Resources survey component.

Resources:

- To download the survey materials for this component: [Survey Materials](#)
- All staff must now be reported using the new IPEDS occupational categories, which align with the 2010 Standard Occupational Classification (SOC) codes. Additional information and resources can be found in the [IPEDS HR/SOC Information Center](#), including general information about the SOC, the IPEDS/SOC crosswalk, a SOC Browse Tool, frequently asked questions, and web tutorials.

If you have questions about completing this survey, please contact the **IPEDS Help Desk at 1-877-225-2568**.

Institution: University of Missouri-Kansas City (178402)

User ID: 29C0011

Human Resources Screening Questions

Does your institution have any **part-time** staff?

If you answer **Yes** to this question, you will be provided the screens to report part-time staff.

<input type="radio"/>	No
<input checked="" type="radio"/>	Yes
Does your institution have graduate assistants?	
If you answer Yes to this question, you will be provided the screens to report graduate assistants.	
<input type="radio"/>	No
<input checked="" type="radio"/>	Yes

Does your institution have 15 or more **full-time** staff?

<input type="radio"/>	No
<input checked="" type="radio"/>	Yes
Does your institution have a tenure system?	
If you answer Yes to this question, you will be provided the screens to report some data by tenure status.	
<input type="radio"/>	No
<input checked="" type="radio"/>	Yes
Did your institution hire any full-time permanent staff who were included on the payroll of the institution between November 1, 2016 and October 31, 2017 either for the first time (new to the institution) or after a break in service ? Do not exclude persons that were no longer on the payroll as of November 1, 2017. (Exclude persons who have returned from sabbatical leave and full-time instructional staff who are working less-than-9-month contracts.)	
If you answer Yes to this question, you will be provided the screens to report full-time permanent new hires in Part H .	
<input type="radio"/>	No
<input checked="" type="radio"/>	Yes

Do **ALL** of the **instructional staff** at your institution fall into any of the following categories?

If you answer **Yes** to any of the questions below, you will **NOT** be required to report **Part G - Salaries** for instructional staff. However, Part G will still be required for reporting data for full-time non-instructional staff.

<input checked="" type="radio"/>	No	<input type="radio"/>	Yes	Are ALL of the instructional staff military personnel?
<input checked="" type="radio"/>	No	<input type="radio"/>	Yes	Do ALL of the instructional staff contribute their services (e.g., members of a religious order)?
<input checked="" type="radio"/>	No	<input type="radio"/>	Yes	Do ALL of the instructional staff teach pre-clinical or clinical medicine?

You may use the space below to **provide context** for the data you've reported above.

Institution: University of Missouri-Kansas City (178402)

User ID: 29C0011

Part A1 - Full-time Instructional Staff by Academic Rank and Tenure Status - Tenured

Number of Full-time Instructional Staff
With Faculty Status
Tenured

As of November 1, 2017

- Report Hispanic/Latino individuals of any race as Hispanic/Latino
- Report race for non-Hispanic/Latino individuals only
- Include both Primarily Instruction and Instruction Combined with Research and/or Public Service
- Include both medical school and non-medical school staff

Men

Race/ethnicity	Academic Rank					No academic rank	Total
	Professors	Associate professors	Assistant professors	Instructors	Lecturers		
<u>Nonresident alien</u>	<input type="text" value="0"/>	<input type="text" value="0"/>	<input type="text" value="0"/>	<input type="text" value="0"/>	<input type="text" value="0"/>	<input type="text" value="0"/>	0
<u>Hispanic/Latino</u>	<input type="text" value="0"/>	<input type="text" value="1"/>	<input type="text" value="0"/>	<input type="text" value="0"/>	<input type="text" value="0"/>	<input type="text" value="0"/>	1
<u>American Indian or Alaska Native</u>	<input type="text" value="0"/>	<input type="text" value="1"/>	<input type="text" value="0"/>	<input type="text" value="0"/>	<input type="text" value="0"/>	<input type="text" value="0"/>	1
<u>Asian</u>	<input type="text" value="22"/>	<input type="text" value="23"/>	<input type="text" value="0"/>	<input type="text" value="0"/>	<input type="text" value="0"/>	<input type="text" value="0"/>	45
<u>Black or African American</u>	<input type="text" value="2"/>	<input type="text" value="4"/>	<input type="text" value="0"/>	<input type="text" value="0"/>	<input type="text" value="0"/>	<input type="text" value="0"/>	6
<u>Native Hawaiian or Other Pacific Islander</u>	<input type="text" value="0"/>	<input type="text" value="0"/>	<input type="text" value="0"/>	<input type="text" value="0"/>	<input type="text" value="0"/>	<input type="text" value="0"/>	0
<u>White</u>	<input type="text" value="72"/>	<input type="text" value="65"/>	<input type="text" value="1"/>	<input type="text" value="0"/>	<input type="text" value="0"/>	<input type="text" value="0"/>	138
Two or more races	<input type="text" value="1"/>	<input type="text" value="1"/>	<input type="text" value="0"/>	<input type="text" value="0"/>	<input type="text" value="0"/>	<input type="text" value="0"/>	2
<u>Race and ethnicity unknown</u>	<input type="text" value="1"/>	<input type="text" value="1"/>	<input type="text" value="0"/>	<input type="text" value="0"/>	<input type="text" value="0"/>	<input type="text" value="0"/>	2
Total men	98	96	1	0	0	0	195

Women

Race/ethnicity	Academic Rank					No academic rank	Total
	Professors	Associate professors	Assistant professors	Instructors	Lecturers		
Nonresident alien	<input type="text" value="0"/>	<input type="text" value="0"/>	<input type="text" value="0"/>	<input type="text" value="0"/>	<input type="text" value="0"/>	<input type="text" value="0"/>	0
Hispanic/Latino	<input type="text" value="1"/>	<input type="text" value="4"/>	<input type="text" value="0"/>	<input type="text" value="0"/>	<input type="text" value="0"/>	<input type="text" value="0"/>	5
American Indian or Alaska Native	<input type="text" value="0"/>	<input type="text" value="0"/>	<input type="text" value="0"/>	<input type="text" value="0"/>	<input type="text" value="0"/>	<input type="text" value="0"/>	0
Asian	<input type="text" value="4"/>	<input type="text" value="7"/>	<input type="text" value="0"/>	<input type="text" value="0"/>	<input type="text" value="0"/>	<input type="text" value="0"/>	11
Black or African American	<input type="text" value="7"/>	<input type="text" value="7"/>	<input type="text" value="0"/>	<input type="text" value="0"/>	<input type="text" value="0"/>	<input type="text" value="0"/>	14
Native Hawaiian or Other Pacific Islander	<input type="text" value="0"/>	<input type="text" value="0"/>	<input type="text" value="0"/>	<input type="text" value="0"/>	<input type="text" value="0"/>	<input type="text" value="0"/>	0
White	<input type="text" value="51"/>	<input type="text" value="43"/>	<input type="text" value="0"/>	<input type="text" value="0"/>	<input type="text" value="0"/>	<input type="text" value="0"/>	94

Two or more races	<input type="text" value="0"/>	<input type="text" value="1"/>	<input type="text" value="0"/>	<input type="text" value="0"/>	<input type="text" value="0"/>	<input type="text" value="0"/>	1
Race and ethnicity unknown	<input type="text" value="0"/>	<input type="text" value="0"/>	<input type="text" value="1"/>	<input type="text" value="0"/>	<input type="text" value="0"/>	<input type="text" value="0"/>	1
Total women	63	62	1	0	0	0	126
Total (men+women)	161	158	2	0	0	0	321
Total from prior year							318

Institution: University of Missouri-Kansas City (178402)

User ID: 29C0011

Part A1 - Full-time Instructional Staff by Academic Rank and Tenure Status - On Tenure Track

**Number of Full-time Instructional Staff
With Faculty Status
On Tenure Track**

As of November 1, 2017

- Report Hispanic/Latino individuals of any race as Hispanic/Latino
- Report race for non-Hispanic/Latino individuals only
- Include both Primarily Instruction and Instruction Combined with Research and/or Public Service
- Include both medical school and non-medical school staff

Men

Race/ethnicity	Academic Rank					No academic rank	Total
	Professors	Associate professors	Assistant professors	Instructors	Lecturers		
<u>Nonresident alien</u>	<input type="text" value="0"/>	<input type="text" value="1"/>	<input type="text" value="8"/>	<input type="text" value="0"/>	<input type="text" value="0"/>	<input type="text" value="0"/>	9
<u>Hispanic/Latino</u>	<input type="text" value="0"/>	<input type="text" value="0"/>	<input type="text" value="0"/>	<input type="text" value="0"/>	<input type="text" value="0"/>	<input type="text" value="0"/>	0
<u>American Indian or Alaska Native</u>	<input type="text" value="0"/>	<input type="text" value="0"/>	<input type="text" value="0"/>	<input type="text" value="0"/>	<input type="text" value="0"/>	<input type="text" value="0"/>	0
<u>Asian</u>	<input type="text" value="0"/>	<input type="text" value="2"/>	<input type="text" value="4"/>	<input type="text" value="0"/>	<input type="text" value="0"/>	<input type="text" value="0"/>	6
<u>Black or African American</u>	<input type="text" value="0"/>	<input type="text" value="0"/>	<input type="text" value="1"/>	<input type="text" value="0"/>	<input type="text" value="0"/>	<input type="text" value="0"/>	1
<u>Native Hawaiian or Other Pacific Islander</u>	<input type="text" value="0"/>	<input type="text" value="0"/>	<input type="text" value="0"/>	<input type="text" value="0"/>	<input type="text" value="0"/>	<input type="text" value="0"/>	0
<u>White</u>	<input type="text" value="0"/>	<input type="text" value="5"/>	<input type="text" value="22"/>	<input type="text" value="0"/>	<input type="text" value="0"/>	<input type="text" value="0"/>	27
Two or more races	<input type="text" value="0"/>	<input type="text" value="0"/>	<input type="text" value="0"/>	<input type="text" value="0"/>	<input type="text" value="0"/>	<input type="text" value="0"/>	0
<u>Race and ethnicity unknown</u>	<input type="text" value="0"/>	<input type="text" value="0"/>	<input type="text" value="2"/>	<input type="text" value="0"/>	<input type="text" value="0"/>	<input type="text" value="0"/>	2
Total men	0	8	37	0	0	0	45

Women

Race/ethnicity	Academic Rank					No academic rank	Total
	Professors	Associate professors	Assistant professors	Instructors	Lecturers		
Nonresident alien	<input type="text" value="0"/>	<input type="text" value="0"/>	<input type="text" value="1"/>	<input type="text" value="0"/>	<input type="text" value="0"/>	<input type="text" value="0"/>	1
Hispanic/Latino	<input type="text" value="0"/>	<input type="text" value="0"/>	<input type="text" value="3"/>	<input type="text" value="0"/>	<input type="text" value="0"/>	<input type="text" value="0"/>	3
American Indian or Alaska Native	<input type="text" value="0"/>	<input type="text" value="0"/>	<input type="text" value="0"/>	<input type="text" value="0"/>	<input type="text" value="0"/>	<input type="text" value="0"/>	0
Asian	<input type="text" value="0"/>	<input type="text" value="0"/>	<input type="text" value="6"/>	<input type="text" value="0"/>	<input type="text" value="0"/>	<input type="text" value="0"/>	6
Black or African American	<input type="text" value="1"/>	<input type="text" value="1"/>	<input type="text" value="2"/>	<input type="text" value="0"/>	<input type="text" value="0"/>	<input type="text" value="0"/>	4
Native Hawaiian or Other Pacific Islander	<input type="text" value="0"/>	<input type="text" value="0"/>	<input type="text" value="0"/>	<input type="text" value="0"/>	<input type="text" value="0"/>	<input type="text" value="0"/>	0
White	<input type="text" value="0"/>	<input type="text" value="3"/>	<input type="text" value="26"/>	<input type="text" value="0"/>	<input type="text" value="0"/>	<input type="text" value="0"/>	29

Two or more races	<input type="text" value="0"/>	<input type="text" value="0"/>	<input type="text" value="0"/>	<input type="text" value="0"/>	<input type="text" value="0"/>	<input type="text" value="0"/>	0
Race and ethnicity unknown	<input type="text" value="0"/>	<input type="text" value="1"/>	<input type="text" value="2"/>	<input type="text" value="0"/>	<input type="text" value="0"/>	<input type="text" value="0"/>	3
Total women	1	5	40	0	0	0	46
Total (men+women)	1	13	77	0	0	0	91
Total from prior year							99

Institution: University of Missouri-Kansas City (178402)

User ID: 29C0011

Part A1 - Full-time Instructional Staff by Academic Rank and Tenure Status - Multi-Year Contract

**Number of Full-time Instructional Staff
With Faculty Status
Not on Tenure Track - Multi-Year Contract**

As of November 1, 2017

- Report Hispanic/Latino individuals of any race as Hispanic/Latino
- Report race for non-Hispanic/Latino individuals only
- Include both Primarily Instruction and Instruction Combined with Research and/or Public Service
- Include both medical school and non-medical school staff

Men

Gender and race/ethnicity	Academic Rank					No academic rank	Total
	Professors	Associate professors	Assistant professors	Instructors	Lecturers		
<u>Nonresident alien</u>	<input type="text" value="0"/>	<input type="text" value="0"/>	<input type="text" value="0"/>	<input type="text" value="0"/>	<input type="text" value="0"/>	<input type="text" value="0"/>	0
<u>Hispanic/Latino</u>	<input type="text" value="0"/>	<input type="text" value="0"/>	<input type="text" value="0"/>	<input type="text" value="0"/>	<input type="text" value="0"/>	<input type="text" value="0"/>	0
<u>American Indian or Alaska Native</u>	<input type="text" value="0"/>	<input type="text" value="0"/>	<input type="text" value="0"/>	<input type="text" value="0"/>	<input type="text" value="0"/>	<input type="text" value="0"/>	0
<u>Asian</u>	<input type="text" value="0"/>	<input type="text" value="0"/>	<input type="text" value="0"/>	<input type="text" value="0"/>	<input type="text" value="0"/>	<input type="text" value="0"/>	0
<u>Black or African American</u>	<input type="text" value="0"/>	<input type="text" value="0"/>	<input type="text" value="0"/>	<input type="text" value="0"/>	<input type="text" value="0"/>	<input type="text" value="0"/>	0
<u>Native Hawaiian or Other Pacific Islander</u>	<input type="text" value="0"/>	<input type="text" value="0"/>	<input type="text" value="0"/>	<input type="text" value="0"/>	<input type="text" value="0"/>	<input type="text" value="0"/>	0
<u>White</u>	<input type="text" value="0"/>	<input type="text" value="0"/>	<input type="text" value="0"/>	<input type="text" value="0"/>	<input type="text" value="0"/>	<input type="text" value="0"/>	0
Two or more races	<input type="text" value="0"/>	<input type="text" value="0"/>	<input type="text" value="0"/>	<input type="text" value="0"/>	<input type="text" value="0"/>	<input type="text" value="0"/>	0
<u>Race and ethnicity unknown</u>	<input type="text" value="0"/>	<input type="text" value="0"/>	<input type="text" value="0"/>	<input type="text" value="0"/>	<input type="text" value="0"/>	<input type="text" value="0"/>	0
Total men	0	0	0	0	0	0	0

Women

Gender and race/ethnicity	Academic Rank					No academic rank	Total
	Professors	Associate professors	Assistant professors	Instructors	Lecturers		
Nonresident alien	<input type="text" value="0"/>	<input type="text" value="0"/>	<input type="text" value="0"/>	<input type="text" value="0"/>	<input type="text" value="0"/>	<input type="text" value="0"/>	0
Hispanic/Latino	<input type="text" value="0"/>	<input type="text" value="0"/>	<input type="text" value="0"/>	<input type="text" value="0"/>	<input type="text" value="0"/>	<input type="text" value="0"/>	0
American Indian or Alaska Native	<input type="text" value="0"/>	<input type="text" value="0"/>	<input type="text" value="0"/>	<input type="text" value="0"/>	<input type="text" value="0"/>	<input type="text" value="0"/>	0
Asian	<input type="text" value="0"/>	<input type="text" value="0"/>	<input type="text" value="0"/>	<input type="text" value="0"/>	<input type="text" value="0"/>	<input type="text" value="0"/>	0
Black or African American	<input type="text" value="0"/>	<input type="text" value="0"/>	<input type="text" value="0"/>	<input type="text" value="0"/>	<input type="text" value="0"/>	<input type="text" value="0"/>	0
Native Hawaiian or Other Pacific Islander	<input type="text" value="0"/>	<input type="text" value="0"/>	<input type="text" value="0"/>	<input type="text" value="0"/>	<input type="text" value="0"/>	<input type="text" value="0"/>	0
White	<input type="text" value="0"/>	<input type="text" value="0"/>	<input type="text" value="0"/>	<input type="text" value="0"/>	<input type="text" value="0"/>	<input type="text" value="0"/>	0

Two or more races	<input type="text" value="0"/>	<input type="text" value="0"/>	<input type="text" value="0"/>	<input type="text" value="0"/>	<input type="text" value="0"/>	<input type="text" value="0"/>	0
Race and ethnicity unknown	<input type="text" value="0"/>	<input type="text" value="0"/>	<input type="text" value="0"/>	<input type="text" value="0"/>	<input type="text" value="0"/>	<input type="text" value="0"/>	0
Total women	0	0	0	0	0	0	0
Total (men+women)	0	0	0	0	0	0	0
Total from prior year							

Institution: University of Missouri-Kansas City (178402)

User ID: 29C0011

Part A1 - Full-time Instructional Staff by Academic Rank and Tenure Status - Annual Contract

**Number of Full-time Instructional Staff
With Faculty Status
Not on Tenure Track - Annual Contract**

As of November 1, 2017

- Report Hispanic/Latino individuals of any race as Hispanic/Latino
- Report race for non-Hispanic/Latino individuals only
- Include both Primarily Instruction and Instruction Combined with Research and/or Public Service
- Include both medical school and non-medical school staff

Men

Race/ethnicity	Academic Rank					No academic rank	Total
	Professors	Associate professors	Assistant professors	Instructors	Lecturers		
<u>Nonresident alien</u>	1	0	3	0	0	1	5
<u>Hispanic/Latino</u>	0	2	2	1	1	0	6
<u>American Indian or Alaska Native</u>	0	0	0	0	0	0	0
<u>Asian</u>	1	1	1	2	0	0	5
<u>Black or African American</u>	0	0	0	1	0	0	1
<u>Native Hawaiian or Other Pacific Islander</u>	0	0	0	0	0	1	1
<u>White</u>	10	38	40	13	6	2	109
Two or more races	0	0	0	0	0	0	0
<u>Race and ethnicity unknown</u>	0	0	3	2	1	0	6
Total men	12	41	49	19	8	4	133

Women

Race/ethnicity	Academic Rank					No academic rank	Total
	Professors	Associate professors	Assistant professors	Instructors	Lecturers		
Nonresident alien	0	0	4	0	0	1	5
Hispanic/Latino	0	2	9	0	3	0	14
American Indian or Alaska Native	0	0	0	0	0	0	0
Asian	0	2	3	0	0	0	5
Black or African American	0	1	1	1	0	0	3
Native Hawaiian or Other Pacific Islander	0	0	0	0	0	0	0

White	9	35	54	9	14	6	127
Two or more races	0	0	0	0	0	0	0
Race and ethnicity unknown	0	0	2	0	0	1	3
Total women	9	40	73	10	17	8	157
Total (men+women)	21	81	122	29	25	12	290
Total from prior year							291

Institution: University of Missouri-Kansas City (178402)

User ID: 29C0011

Part A1 - Full-time Instructional Staff by Academic Rank and Tenure Status - Less-Than-Annual Contract

**Number of Full-time Instructional Staff
With Faculty Status
Not on Tenure Track - Less-than-annual Contract**

As of November 1, 2017


- Report Hispanic/Latino individuals of any race as Hispanic/Latino
- Report race for non-Hispanic/Latino individuals only
- Include both Primarily Instruction and Instruction Combined with Research and/or Public Service
- Include both medical school and non-medical school staff

Men

Race/ethnicity	Academic Rank					No academic rank	Total
	Professors	Associate professors	Assistant professors	Instructors	Lecturers		
<u>Nonresident alien</u>	<input type="text" value="0"/>	<input type="text" value="0"/>	<input type="text" value="0"/>	<input type="text" value="0"/>	<input type="text" value="0"/>	<input type="text" value="0"/>	0
<u>Hispanic/Latino</u>	<input type="text" value="0"/>	<input type="text" value="0"/>	<input type="text" value="0"/>	<input type="text" value="0"/>	<input type="text" value="0"/>	<input type="text" value="0"/>	0
<u>American Indian or Alaska Native</u>	<input type="text" value="0"/>	<input type="text" value="0"/>	<input type="text" value="0"/>	<input type="text" value="0"/>	<input type="text" value="0"/>	<input type="text" value="0"/>	0
<u>Asian</u>	<input type="text" value="0"/>	<input type="text" value="0"/>	<input type="text" value="0"/>	<input type="text" value="0"/>	<input type="text" value="0"/>	<input type="text" value="0"/>	0
<u>Black or African American</u>	<input type="text" value="0"/>	<input type="text" value="0"/>	<input type="text" value="0"/>	<input type="text" value="0"/>	<input type="text" value="0"/>	<input type="text" value="0"/>	0
<u>Native Hawaiian or Other Pacific Islander</u>	<input type="text" value="0"/>	<input type="text" value="0"/>	<input type="text" value="0"/>	<input type="text" value="0"/>	<input type="text" value="0"/>	<input type="text" value="0"/>	0
<u>White</u>	<input type="text" value="0"/>	<input type="text" value="0"/>	<input type="text" value="0"/>	<input type="text" value="0"/>	<input type="text" value="0"/>	<input type="text" value="0"/>	0
Two or more races	<input type="text" value="0"/>	<input type="text" value="0"/>	<input type="text" value="0"/>	<input type="text" value="0"/>	<input type="text" value="0"/>	<input type="text" value="0"/>	0
<u>Race and ethnicity unknown</u>	<input type="text" value="0"/>	<input type="text" value="0"/>	<input type="text" value="0"/>	<input type="text" value="0"/>	<input type="text" value="0"/>	<input type="text" value="0"/>	0
Total men	0	0	0	0	0	0	0

Women

Race/ethnicity	Academic Rank					No academic rank	Total
	Professors	Associate professors	Assistant professors	Instructors	Lecturers		
Nonresident alien	<input type="text" value="0"/>	<input type="text" value="0"/>	<input type="text" value="0"/>	<input type="text" value="0"/>	<input type="text" value="0"/>	<input type="text" value="0"/>	0
Hispanic/Latino	<input type="text" value="0"/>	<input type="text" value="0"/>	<input type="text" value="0"/>	<input type="text" value="0"/>	<input type="text" value="0"/>	<input type="text" value="0"/>	0
American Indian or Alaska Native	<input type="text" value="0"/>	<input type="text" value="0"/>	<input type="text" value="0"/>	<input type="text" value="0"/>	<input type="text" value="0"/>	<input type="text" value="0"/>	0
Asian	<input type="text" value="0"/>	<input type="text" value="0"/>	<input type="text" value="0"/>	<input type="text" value="0"/>	<input type="text" value="0"/>	<input type="text" value="0"/>	0
Black or African American	<input type="text" value="0"/>	<input type="text" value="0"/>	<input type="text" value="0"/>	<input type="text" value="0"/>	<input type="text" value="0"/>	<input type="text" value="0"/>	0
Native Hawaiian or Other Pacific Islander	<input type="text" value="0"/>	<input type="text" value="0"/>	<input type="text" value="0"/>	<input type="text" value="0"/>	<input type="text" value="0"/>	<input type="text" value="0"/>	0
White	<input type="text" value="0"/>	<input type="text" value="0"/>	<input type="text" value="0"/>	<input type="text" value="0"/>	<input type="text" value="0"/>	<input type="text" value="0"/>	0

Two or more races	<input type="text" value="0"/>	<input type="text" value="0"/>	<input type="text" value="0"/>	<input type="text" value="0"/>	<input type="text" value="0"/>	<input type="text" value="0"/>	0
Race and ethnicity unknown	<input type="text" value="0"/>	<input type="text" value="0"/>	<input type="text" value="0"/>	<input type="text" value="0"/>	<input type="text" value="0"/>	<input type="text" value="0"/>	0
Total women	0	0	0	0	0	0	0
Total (men+women)	0	0	0	0	0	0	0 
Total from prior year							1

Institution: University of Missouri-Kansas City (178402)

User ID: 29C0011

Part A1 - Full-time Instructional Staff by Academic Rank and Tenure Status - Indefinite duration contract

**Number of Full-time Instructional Staff
With Faculty Status
Not on Tenure Track - Indefinite duration contract**

As of November 1, 2017

- Report Hispanic/Latino individuals of any race as Hispanic/Latino
- Report race for non-Hispanic/Latino individuals only
- Include both Primarily Instruction and Instruction Combined with Research and/or Public Service
- Include both medical school and non-medical school staff

Men

Gender and race/ethnicity	Academic Rank					No academic rank	Total
	Professors	Associate professors	Assistant professors	Instructors	Lecturers		
<u>Nonresident alien</u>	<input type="text" value="0"/>	<input type="text" value="0"/>	<input type="text" value="0"/>	<input type="text" value="0"/>	<input type="text" value="0"/>	<input type="text" value="0"/>	0
<u>Hispanic/Latino</u>	<input type="text" value="0"/>	<input type="text" value="0"/>	<input type="text" value="0"/>	<input type="text" value="0"/>	<input type="text" value="0"/>	<input type="text" value="0"/>	0
<u>American Indian or Alaska Native</u>	<input type="text" value="0"/>	<input type="text" value="0"/>	<input type="text" value="0"/>	<input type="text" value="0"/>	<input type="text" value="0"/>	<input type="text" value="0"/>	0
<u>Asian</u>	<input type="text" value="0"/>	<input type="text" value="0"/>	<input type="text" value="0"/>	<input type="text" value="0"/>	<input type="text" value="0"/>	<input type="text" value="0"/>	0
<u>Black or African American</u>	<input type="text" value="0"/>	<input type="text" value="0"/>	<input type="text" value="0"/>	<input type="text" value="0"/>	<input type="text" value="0"/>	<input type="text" value="0"/>	0
<u>Native Hawaiian or Other Pacific Islander</u>	<input type="text" value="0"/>	<input type="text" value="0"/>	<input type="text" value="0"/>	<input type="text" value="0"/>	<input type="text" value="0"/>	<input type="text" value="0"/>	0
<u>White</u>	<input type="text" value="0"/>	<input type="text" value="0"/>	<input type="text" value="0"/>	<input type="text" value="0"/>	<input type="text" value="0"/>	<input type="text" value="0"/>	0
Two or more races	<input type="text" value="0"/>	<input type="text" value="0"/>	<input type="text" value="0"/>	<input type="text" value="0"/>	<input type="text" value="0"/>	<input type="text" value="0"/>	0
<u>Race and ethnicity unknown</u>	<input type="text" value="0"/>	<input type="text" value="0"/>	<input type="text" value="0"/>	<input type="text" value="0"/>	<input type="text" value="0"/>	<input type="text" value="0"/>	0
Total men	0	0	0	0	0	0	0

Women

Gender and race/ethnicity	Academic Rank					No academic rank	Total
	Professors	Associate professors	Assistant professors	Instructors	Lecturers		
Nonresident alien	<input type="text" value="0"/>	<input type="text" value="0"/>	<input type="text" value="0"/>	<input type="text" value="0"/>	<input type="text" value="0"/>	<input type="text" value="0"/>	0
Hispanic/Latino	<input type="text" value="0"/>	<input type="text" value="0"/>	<input type="text" value="0"/>	<input type="text" value="0"/>	<input type="text" value="0"/>	<input type="text" value="0"/>	0
American Indian or Alaska Native	<input type="text" value="0"/>	<input type="text" value="0"/>	<input type="text" value="0"/>	<input type="text" value="0"/>	<input type="text" value="0"/>	<input type="text" value="0"/>	0
Asian	<input type="text" value="0"/>	<input type="text" value="0"/>	<input type="text" value="0"/>	<input type="text" value="0"/>	<input type="text" value="0"/>	<input type="text" value="0"/>	0
Black or African American	<input type="text" value="0"/>	<input type="text" value="0"/>	<input type="text" value="0"/>	<input type="text" value="0"/>	<input type="text" value="0"/>	<input type="text" value="0"/>	0
Native Hawaiian or Other Pacific Islander	<input type="text" value="0"/>	<input type="text" value="0"/>	<input type="text" value="0"/>	<input type="text" value="0"/>	<input type="text" value="0"/>	<input type="text" value="0"/>	0
White	<input type="text" value="0"/>	<input type="text" value="0"/>	<input type="text" value="0"/>	<input type="text" value="0"/>	<input type="text" value="0"/>	<input type="text" value="0"/>	0

Two or more races	<input type="text" value="0"/>	<input type="text" value="0"/>	<input type="text" value="0"/>	<input type="text" value="0"/>	<input type="text" value="0"/>	<input type="text" value="0"/>	0
Race and ethnicity unknown	<input type="text" value="0"/>	<input type="text" value="0"/>	<input type="text" value="0"/>	<input type="text" value="0"/>	<input type="text" value="0"/>	<input type="text" value="0"/>	0
Total women	0	0	0	0	0	0	0
Total (men+women)	0	0	0	0	0	0	0
Total from prior year							

Institution: University of Missouri-Kansas City (178402)

User ID: 29C0011

Part A1 - Full-time Instructional Staff - Without Faculty Status

**Number of Full-time Instructional Staff
Without Faculty Status
As of November 1, 2017**

- Report Hispanic/Latino individuals of any race as Hispanic/Latino
- Report race for non-Hispanic/Latino individuals only
- Include both Primarily Instruction and Instruction Combined with Research and/or Public Service
- Include both medical school and non-medical school staff

Men

Race/ethnicity	Without Faculty Status
<u>Nonresident alien</u>	<input type="text" value="0"/>
<u>Hispanic/Latino</u>	<input type="text" value="0"/>
<u>American Indian or Alaska Native</u>	<input type="text" value="0"/>
<u>Asian</u>	<input type="text" value="0"/>
<u>Black or African American</u>	<input type="text" value="0"/>
<u>Native Hawaiian or Other Pacific Islander</u>	<input type="text" value="0"/>
<u>White</u>	<input type="text" value="0"/>
Two or more races	<input type="text" value="0"/>
<u>Race and ethnicity unknown</u>	<input type="text" value="0"/>
Total men	0

Women

Race/ethnicity	Without Faculty Status
Nonresident alien	<input type="text" value="0"/>
Hispanic/Latino	<input type="text" value="0"/>
American Indian or Alaska Native	<input type="text" value="0"/>
Asian	<input type="text" value="0"/>
Black or African American	<input type="text" value="0"/>
Native Hawaiian or Other Pacific Islander	<input type="text" value="0"/>
White	<input type="text" value="0"/>
Two or more races	<input type="text" value="0"/>
Race and ethnicity unknown	<input type="text" value="0"/>
Total women	0

Total (men+women)	 0
Total from prior year	1

Institution: University of Missouri-Kansas City (178402)

User ID: 29C0011

Part A2 - Full-time Instructional Staff by Function

Number of Full-time Instructional Staff

As of November 1, 2017

- Report Primarily Instruction and Instruction combined with Research and/or Public Service separately, as indicated below
- Report Non-medical school and Medical school staff separately, as indicated below

	With Faculty Status						Without Faculty Status	Total
	Tenured	On Tenure Track	Not on Tenure Track					
			Multi-year	Annual contract	Less-than-annual contract	Indefinite duration (continuing or at-will)		
<u>Non-medical school staff</u>	300	85	0	270	0	0	0	655
Non-medical school staff from prior year	300	93		272	1		1	667
<u>Primarily Instruction</u>	291	85	0	255	0	0	0	631
? Exclusively credit	<input type="text" value="291"/>	<input type="text" value="85"/>	<input type="text" value="0"/>	<input type="text" value="255"/>	<input type="text" value="0"/>	<input type="text" value="0"/>	<input type="text" value="0"/>	631
? Exclusively not-for-credit	<input type="text" value="0"/>	<input type="text" value="0"/>	<input type="text" value="0"/>	<input type="text" value="0"/>	<input type="text" value="0"/>	<input type="text" value="0"/>	<input type="text" value="0"/>	0
Combined credit/not-for-credit	<input type="text" value="0"/>	<input type="text" value="0"/>	<input type="text" value="0"/>	<input type="text" value="0"/>	<input type="text" value="0"/>	<input type="text" value="0"/>	<input type="text" value="0"/>	0
<u>Instruction/research/public service staff</u>	<input type="text" value="9"/>	<input type="text" value="0"/>	<input type="text" value="0"/>	<input type="text" value="15"/>	<input type="text" value="0"/>	<input type="text" value="0"/>	<input type="text" value="0"/>	24
<u>Medical school staff</u>	21	6	0	20	0	0	0	47
Medical school staff from prior year	18	6		19	0		0	43
<u>Primarily Instruction</u>	21	6	0	19	0	0	0	46
Exclusively credit	<input type="text" value="21"/>	<input type="text" value="6"/>	<input type="text" value="0"/>	<input type="text" value="19"/>	<input type="text" value="0"/>	<input type="text" value="0"/>	<input type="text" value="0"/>	46
Exclusively not-for-credit	<input type="text" value="0"/>	<input type="text" value="0"/>	<input type="text" value="0"/>	<input type="text" value="0"/>	<input type="text" value="0"/>	<input type="text" value="0"/>	<input type="text" value="0"/>	0
Combined credit/not-for-credit	<input type="text" value="0"/>	<input type="text" value="0"/>	<input type="text" value="0"/>	<input type="text" value="0"/>	<input type="text" value="0"/>	<input type="text" value="0"/>	<input type="text" value="0"/>	0
<u>Instruction/research/public service staff</u>	<input type="text" value="0"/>	<input type="text" value="0"/>	<input type="text" value="0"/>	<input type="text" value="1"/>	<input type="text" value="0"/>	<input type="text" value="0"/>	<input type="text" value="0"/>	1
Total carried forward from previous screens	321	91	0	290	0	0	0	702

Institution: University of Missouri-Kansas City (178402)

User ID: 29C0011

Part A3 - Full-time Instructional Staff - Totals**Total number of Full-time Instructional Staff****As of November 1, 2017**

Race/ethnicity	Total men	Total women	Total (men+women)
Nonresident alien	14	6	20
Hispanic/Latino	7	22	29
American Indian or Alaska Native	1	0	1
Asian	56	22	78
Black or African American	8	21	29
Native Hawaiian or Other Pacific Islander	1	0	1
White	274	250	524
Two or more races	2	1	3
Race and ethnicity unknown	10	7	17
Total	373	329	702
Total from prior year			710

Institution: University of Missouri-Kansas City (178402)

User ID: 29C0011

Part B1 - Full-time Non-instructional Staff by Occupational Category**Number of Full-time Non-instructional Staff
by Occupational Category****As of November 1, 2017**

- Report Hispanic/Latino individuals of any race as Hispanic/Latino
- Report race for non-Hispanic/Latino individuals only
- Include both medical school and non-medical school staff

Men

Race/ethnicity	<u>Instructional Staff</u> (carried forward from Part A)	<u>Research staff</u>	<u>Public Service staff</u>
<u>Nonresident alien</u>	14	<input type="text" value="4"/>	<input type="text" value="0"/>
<u>Hispanic/Latino</u>	7	<input type="text" value="1"/>	<input type="text" value="0"/>
<u>American Indian or Alaska Native</u>	1	<input type="text" value="0"/>	<input type="text" value="0"/>
<u>Asian</u>	56	<input type="text" value="3"/>	<input type="text" value="0"/>
<u>Black or African American</u>	8	<input type="text" value="0"/>	<input type="text" value="0"/>
<u>Native Hawaiian or Other Pacific Islander</u>	1	<input type="text" value="0"/>	<input type="text" value="0"/>
<u>White</u>	274	<input type="text" value="1"/>	<input type="text" value="0"/>
Two or more races	2	<input type="text" value="0"/>	<input type="text" value="0"/>
<u>Race and ethnicity unknown</u>	10	<input type="text" value="0"/>	<input type="text" value="0"/>
Total men	373	9	0

Women

Race/ethnicity	<u>Instructional Staff</u> (carried forward from Part A)	<u>Research staff</u>	<u>Public Service staff</u>
Nonresident alien	6	<input type="text" value="3"/>	<input type="text" value="0"/>
Hispanic/Latino	22	<input type="text" value="0"/>	<input type="text" value="0"/>
American Indian or Alaska Native	0	<input type="text" value="0"/>	<input type="text" value="0"/>
Asian	22	<input type="text" value="2"/>	<input type="text" value="0"/>
Black or African American	21	<input type="text" value="1"/>	<input type="text" value="1"/>
Native Hawaiian or Other Pacific Islander	0	<input type="text" value="0"/>	<input type="text" value="0"/>
White	250	<input type="text" value="1"/>	<input type="text" value="3"/>
Two or more races	1	<input type="text" value="0"/>	<input type="text" value="0"/>
Race and ethnicity unknown	7	<input type="text" value="0"/>	<input type="text" value="0"/>

Total women	329	7	4
Total (men+women)	702	16	4
Total from prior year	710	14	5


Institution: University of Missouri-Kansas City (178402)

User ID: 29C0011

Part B1 - Full-time Non-instructional Staff by Occupational Category**Number of Full-time Non-instructional Staff
by Occupational Category****As of November 1, 2017**

- Report Hispanic/Latino individuals of any race as Hispanic/Latino
- Report race for non-Hispanic/Latino individuals only
- Include both medical school and non-medical school staff

Men

Race/ethnicity	<u>Archivists, Curators, and Museum Technicians</u> 25-4010	<u>Librarians</u> 25-4020	<u>Library Technicians</u> 25-4030	 <u>Student and Academic Affairs and Other Education Services Occupations</u> 25-2000 + 25-3000 + 25-9000
<u>Nonresident alien</u>	<input type="text" value="0"/>	<input type="text" value="0"/>	<input type="text" value="0"/>	<input type="text" value="0"/>
<u>Hispanic/Latino</u>	<input type="text" value="0"/>	<input type="text" value="0"/>	<input type="text" value="0"/>	<input type="text" value="0"/>
<u>American Indian or Alaska Native</u>	<input type="text" value="0"/>	<input type="text" value="0"/>	<input type="text" value="0"/>	<input type="text" value="0"/>
<u>Asian</u>	<input type="text" value="0"/>	<input type="text" value="1"/>	<input type="text" value="0"/>	<input type="text" value="0"/>
<u>Black or African American</u>	<input type="text" value="0"/>	<input type="text" value="0"/>	<input type="text" value="0"/>	<input type="text" value="0"/>
<u>Native Hawaiian or Other Pacific Islander</u>	<input type="text" value="0"/>	<input type="text" value="0"/>	<input type="text" value="0"/>	<input type="text" value="0"/>
<u>White</u>	<input type="text" value="0"/>	<input type="text" value="11"/>	<input type="text" value="0"/>	<input type="text" value="5"/>
Two or more races	<input type="text" value="0"/>	<input type="text" value="0"/>	<input type="text" value="0"/>	<input type="text" value="0"/>
<u>Race and ethnicity unknown</u>	<input type="text" value="0"/>	<input type="text" value="0"/>	<input type="text" value="0"/>	<input type="text" value="0"/>
Total men	0	12	0	5

Women

Race/ethnicity	<u>Archivists, Curators, and Museum Technicians</u> 25-4010	<u>Librarians</u> 25-4020	<u>Library Technicians</u> 25-4030	<u>Student and Academic Affairs and Other Education Services Occupations</u> 25-2000 + 25-3000 + 25-9000
Nonresident alien	<input type="text" value="0"/>	<input type="text" value="0"/>	<input type="text" value="0"/>	<input type="text" value="1"/>
Hispanic/Latino	<input type="text" value="0"/>	<input type="text" value="2"/>	<input type="text" value="0"/>	<input type="text" value="1"/>
American Indian or Alaska Native	<input type="text" value="0"/>	<input type="text" value="0"/>	<input type="text" value="0"/>	<input type="text" value="0"/>
Asian	<input type="text" value="0"/>	<input type="text" value="0"/>	<input type="text" value="0"/>	<input type="text" value="0"/>
Black or African American	<input type="text" value="0"/>	<input type="text" value="2"/>	<input type="text" value="0"/>	<input type="text" value="4"/>
Native Hawaiian or Other Pacific Islander	<input type="text" value="0"/>	<input type="text" value="0"/>	<input type="text" value="0"/>	<input type="text" value="0"/>
White				

	4	18	0	17
Two or more races	0	0	0	1
Race and ethnicity unknown	0	0	0	2
Total women	4	22	0	26
Total (men+women)	4	34	0	31
Total from prior year	3	40		39

Institution: University of Missouri-Kansas City (178402)

User ID: 29C0011

Part B1 - Full-time Non-instructional Staff by Occupational Category**Number of Full-time Non-instructional Staff
by Occupational Category****As of November 1, 2017**

- Report Hispanic/Latino individuals of any race as Hispanic/Latino
- Report race for non-Hispanic/Latino individuals only
- Include both medical school and non-medical school staff

Men

Race/ethnicity	<u>Management Occupations</u> 11-0000	<u>Business and Financial Operations Occupations</u> 13-0000	<u>Computer, Engineering, and Science Occupations</u> 15-0000 + 17-0000 + 19-0000	<u>Community, Social Service, Legal, Arts, Design, Entertainment, Sports, and Media Occupations</u> 21-0000 + 23-0000 + 27-0000	<u>Healthcare Practitioners and Technical Occupations</u> 29-0000
<u>Nonresident alien</u>	<input type="text" value="0"/>	<input type="text" value="0"/>	<input type="text" value="6"/>	<input type="text" value="0"/>	<input type="text" value="41"/>
<u>Hispanic/Latino</u>	<input type="text" value="2"/>	<input type="text" value="0"/>	<input type="text" value="2"/>	<input type="text" value="4"/>	<input type="text" value="6"/>
<u>American Indian or Alaska Native</u>	<input type="text" value="1"/>	<input type="text" value="0"/>	<input type="text" value="0"/>	<input type="text" value="0"/>	<input type="text" value="0"/>
<u>Asian</u>	<input type="text" value="4"/>	<input type="text" value="1"/>	<input type="text" value="6"/>	<input type="text" value="0"/>	<input type="text" value="32"/>
<u>Black or African American</u>	<input type="text" value="9"/>	<input type="text" value="2"/>	<input type="text" value="5"/>	<input type="text" value="12"/>	<input type="text" value="7"/>
<u>Native Hawaiian or Other Pacific Islander</u>	<input type="text" value="0"/>	<input type="text" value="0"/>	<input type="text" value="0"/>	<input type="text" value="0"/>	<input type="text" value="0"/>
<u>White</u>	<input type="text" value="98"/>	<input type="text" value="6"/>	<input type="text" value="67"/>	<input type="text" value="73"/>	<input type="text" value="142"/>
<u>Two or more races</u>	<input type="text" value="1"/>	<input type="text" value="1"/>	<input type="text" value="1"/>	<input type="text" value="1"/>	<input type="text" value="3"/>
<u>Race and ethnicity unknown</u>	<input type="text" value="0"/>	<input type="text" value="0"/>	<input type="text" value="4"/>	<input type="text" value="3"/>	<input type="text" value="32"/>
Total men	115	10	91	93	263

Women

Race/ethnicity	<u>Management Occupations</u> 11-0000	<u>Business and Financial Operations Occupations</u> 13-0000	<u>Computer, Engineering, and Science Occupations</u> 15-0000 + 17-0000 + 19-0000	<u>Community, Social Service, Legal, Arts, Design, Entertainment, Sports, and Media Occupations</u> 21-0000 + 23-0000 + 27-0000	<u>Healthcare Practitioners and Technical Occupations</u> 29-0000
<u>Nonresident alien</u>	<input type="text" value="0"/>	<input type="text" value="2"/>	<input type="text" value="2"/>	<input type="text" value="0"/>	<input type="text" value="14"/>
<u>Hispanic/Latino</u>	<input type="text" value="5"/>	<input type="text" value="3"/>	<input type="text" value="2"/>	<input type="text" value="7"/>	<input type="text" value="9"/>
<u>American Indian or Alaska Native</u>	<input type="text" value="0"/>	<input type="text" value="0"/>	<input type="text" value="0"/>	<input type="text" value="0"/>	<input type="text" value="0"/>

Asian	<input type="text" value="2"/>	<input type="text" value="4"/>	<input type="text" value="9"/>	<input type="text" value="2"/>	<input type="text" value="22"/>
Black or African American	<input type="text" value="19"/>	<input type="text" value="6"/>	<input type="text" value="9"/>	<input type="text" value="20"/>	<input type="text" value="5"/>
Native Hawaiian or Other Pacific Islander	<input type="text" value="0"/>	<input type="text" value="0"/>	<input type="text" value="0"/>	<input type="text" value="0"/>	<input type="text" value="0"/>
White	<input type="text" value="138"/>	<input type="text" value="42"/>	<input type="text" value="60"/>	<input type="text" value="115"/>	<input type="text" value="62"/>
Two or more races	<input type="text" value="3"/>	<input type="text" value="2"/>	<input type="text" value="0"/>	<input type="text" value="3"/>	<input type="text" value="2"/>
Race and ethnicity unknown	<input type="text" value="2"/>	<input type="text" value="0"/>	<input type="text" value="7"/>	<input type="text" value="9"/>	<input type="text" value="16"/>
Total women	169	59	89	156	130
Total (men+women)	284	69	180	249	393
Total from prior year	299	72	190	249	402

Institution: University of Missouri-Kansas City (178402)

User ID: 29C0011

Part B1 - Full-time Non-instructional Staff by Occupational Category**Number of Full-time Non-instructional Staff
by Occupational Category****As of November 1, 2017**

- Report Hispanic/Latino individuals of any race as Hispanic/Latino
- Report race for non-Hispanic/Latino individuals only
- Include both medical school and non-medical school staff

Men

Race/ethnicity	<u>Service Occupations</u> 31-0000 + 33-0000 + 35-0000 + 37-0000 + 39-0000	<u>Sales and Related Occupations</u> 41-0000	<u>Office and Administrative Support Occupations</u> 43-0000	<u>Natural Resources, Construction, and Maintenance Occupations</u> 45-0000 + 47-0000 + 49-0000	<u>Production, Transportation, and Material Moving Occupations</u> 51-0000 + 53-0000	Grand Total (All full-time staff)
<u>Nonresident alien</u>	<input type="text" value="0"/>	<input type="text" value="0"/>	<input type="text" value="0"/>	<input type="text" value="0"/>	<input type="text" value="0"/>	65
<u>Hispanic/Latino</u>	<input type="text" value="6"/>	<input type="text" value="0"/>	<input type="text" value="2"/>	<input type="text" value="1"/>	<input type="text" value="0"/>	31
<u>American Indian or Alaska Native</u>	<input type="text" value="0"/>	<input type="text" value="0"/>	<input type="text" value="1"/>	<input type="text" value="0"/>	<input type="text" value="0"/>	3
<u>Asian</u>	<input type="text" value="0"/>	<input type="text" value="0"/>	<input type="text" value="0"/>	<input type="text" value="1"/>	<input type="text" value="0"/>	104
<u>Black or African American</u>	<input type="text" value="34"/>	<input type="text" value="0"/>	<input type="text" value="6"/>	<input type="text" value="9"/>	<input type="text" value="4"/>	96
<u>Native Hawaiian or Other Pacific Islander</u>	<input type="text" value="0"/>	<input type="text" value="0"/>	<input type="text" value="0"/>	<input type="text" value="1"/>	<input type="text" value="0"/>	2
<u>White</u>	<input type="text" value="30"/>	<input type="text" value="0"/>	<input type="text" value="34"/>	<input type="text" value="43"/>	<input type="text" value="7"/>	791
Two or more races	<input type="text" value="2"/>	<input type="text" value="0"/>	<input type="text" value="0"/>	<input type="text" value="0"/>	<input type="text" value="0"/>	11
<u>Race and ethnicity unknown</u>	<input type="text" value="0"/>	<input type="text" value="0"/>	<input type="text" value="1"/>	<input type="text" value="1"/>	<input type="text" value="0"/>	51
Total men	72	0	44	56	11	1,154

Women

Race/ethnicity	<u>Service Occupations</u> 31-0000 + 33-0000 + 35-0000 + 37-0000 + 39-0000	<u>Sales and Related Occupations</u> 41-0000	<u>Office and Administrative Support Occupations</u> 43-0000	<u>Natural Resources, Construction, and Maintenance Occupations</u> 45-0000 + 47-0000 + 49-0000	<u>Production, Transportation, and Material Moving Occupations</u> 51-0000 + 53-0000	Grand Total (All full-time staff)
Nonresident alien	<input type="text" value="0"/>	<input type="text" value="0"/>	<input type="text" value="1"/>	<input type="text" value="0"/>	<input type="text" value="0"/>	29
Hispanic/Latino	<input type="text" value="10"/>	<input type="text" value="0"/>	<input type="text" value="17"/>	<input type="text" value="0"/>	<input type="text" value="0"/>	78

American Indian or Alaska Native	0	0	0	0	0	0
Asian	1	0	2	0	0	66
Black or African American	28	0	71	0	0	187
Native Hawaiian or Other Pacific Islander	0	0	2	0	0	2
White	20	0	172	0	1	903
Two or more races	1	0	8	0	0	21
Race and ethnicity unknown	2	0	8	0	0	53
Total women	62	0	281	0	1	1,339
Total (men+women)	134	0	325	56	12	2,493
Total from prior year	161		348	60	12	2,604

Institution: University of Missouri-Kansas City (178402)

User ID: 29C0011

Part B2 - Full-time Non-instructional Staff by Occupational Category and Tenure Status

Number of Full-time Non-instructional Staff

As of November 1, 2017

Non-medical school staff

With Faculty Status

Occupational category	Not on Tenure Track						Without Faculty Status	Total
	Tenured	On Tenure Track	Multi-year	Annual contract	Less-than-annual contract	Indefinite duration (continuing or at-will)		
<u>Research staff</u>	1	1	0	8	0	0	0	10
<u>Public Service staff</u>	0	0	0	4	0	0	0	4
<u>Archivists, Curators, and Museum Technicians</u> 25-4010	0	0	0	0	0	0	4	4
<u>Librarians</u> 25-4020	0	0	0	0	0	0	34	34
<u>Library Technicians</u> 25-4030	0	0	0	0	0	0	0	0
<u>Student and Academic Affairs and Other Education Services Occupations</u> 25-2000 + 25-3000 + 25-9000	0	0	0	0	0	0	29	29
<u>Management Occupations</u> 11-0000	31	0	0	0	0	0	241	272
<u>Business and Financial Operations Occupations</u> 13-0000	0	0	0	0	0	0	66	66
<u>Computer, Engineering, and Science Occupations</u> 15-0000 + 17-0000 + 19-0000	0	0	0	0	0	0	166	166
<u>Community, Social Service, Legal, Arts, Design, Entertainment, Sports, and Media Occupations</u> 21-0000 + 23-0000 + 27-0000	0	0	0	0	0	0	221	221
<u>Healthcare Practitioners and Technical</u>	0	0	0	0	0	0	10	10

<u>Occupations</u>								
29-0000								
Total	32	1	0	12	0	0	771	816
Total from prior year	33	0		124	2		699	858
<u>Medical school staff</u>								
With <u>Faculty Status</u>								
Occupational category	<u>Not on Tenure Track</u>						Without Faculty Status	Total
	<u>Tenured</u>	<u>On Tenure Track</u>	<u>Multi-year</u>	<u>Annual contract</u>	<u>Less-than-annual contract</u>	<u>Indefinite duration (continuing or at-will)</u>		
Research staff	0	0	0	6	0	0	0	6
Public Service staff	0	0	0	0	0	0	0	0
Archivists, Curators, and Museum Technicians 25-4010	0	0	0	0	0	0	0	0
Librarians 25-4020	0	0	0	0	0	0	0	0
Library Technicians 25-4030	0	0	0	0	0	0	0	0
Student and Academic Affairs and Other Education Services Occupations 25-2000 + 25-3000 + 25-9000	0	0	0	0	0	0	2	2
Management Occupations 11-0000	1	0	0	0	0	0	11	12
Business and Financial Operations Occupations 13-0000	0	0	0	0	0	0	3	3
Computer, Engineering, and Science Occupations 15-0000 + 17-0000 + 19-0000	0	0	0	0	0	0	14	14
Community, Social Service, Legal, Arts, Design, Entertainment, Sports, and Media Occupations 21-0000 + 23-0000 + 27-0000	0	0	0	0	0	0	28	28
Healthcare Practitioners and Technical Occupations 29-0000	0	0	0	0	0	0	383	383
Total	1	0	0	6	0	0	441	448
Total from prior year	1	1		403	0		50	455

Institution: University of Missouri-Kansas City (178402)

User ID: 29C0011

Part B2 - Full-time Non-instructional Staff by Medical School Status**Number of Full-time Non-instructional Staff****As of November 1, 2017**

Occupational category	Total (carried forward from Part B1)	Non-medical school staff	Medical school staff
<u>Service Occupations</u> 31-0000 + 33-0000 + 35-0000 + 37-0000 + 39-0000	134	134	0
<u>Sales and Related Occupations</u> 41-0000	0	0	0
<u>Office and Administrative Support Occupations</u> 43-0000	325	304	21
<u>Natural Resources, Construction, and Maintenance Occupations</u> 45-0000 + 47-0000 + 49-0000	56	56	0
<u>Production, Transportation, and Material Moving Occupations</u> 51-0000 + 53-0000	12	12	0
Total		506	21
Total from prior year		555	26

Institution: University of Missouri-Kansas City (178402)

User ID: 29C0011

Part C - Full-time Summary Non-medical school staff**Summary of Full-time Non-medical School Staff****As of November 1, 2017**

- **Data will not be generated on this screen until the relevant screens in the previous section have been completed.**

Occupational category	With Faculty Status							Total
	Tenured	On Tenure Track	Not on Tenure Track				Without Faculty Status	
			Multi- year	Annual contract	Less- than- annual contract	Indefinite duration (continuing or at-will)		
Primarily Instruction	291	85	0	255	0	0	0	631
Exclusively credit	291	85	0	255	0	0	0	631
Exclusively not-for-credit	0	0	0	0	0	0	0	0
Combined credit/not-for-credit	0	0	0	0	0	0	0	0
Instruction/research/public service staff	9	0	0	15	0	0	0	24
Research staff	1	1	0	8	0	0	0	10
Public Service staff	0	0	0	4	0	0	0	4
Archivists, Curators, and Museum Technicians 25-4010	0	0	0	0	0	0	4	4
Librarians 25-4020	0	0	0	0	0	0	34	34
Library Technicians 25-4030	0	0	0	0	0	0	0	0
Student and Academic Affairs and Other Education Services Occupations 25-2000 + 25-3000 + 25-9000	0	0	0	0	0	0	29	29
Management Occupations 11-0000	31	0	0	0	0	0	241	272
Business and Financial Operations Occupations 13-0000	0	0	0	0	0	0	66	66
Computer, Engineering, and Science Occupations 15-0000 + 17-0000 + 19-0000	0	0	0	0	0	0	166	166
Community, Social Service, Legal, Arts, Design, Entertainment, Sports, and Media Occupations 21-0000 + 23-0000 + 27-0000	0	0	0	0	0	0	221	221
Healthcare Practitioners and Technical Occupations 29-0000	0	0	0	0	0	0	10	10
Service Occupations 31-0000 + 33-0000 + 35-0000 + 37-0000 + 39-0000								134

Sales and Related Occupations 41-0000	0
Office and Administrative Support Occupations 43-0000	304
Natural Resources, Construction, and Maintenance Occupations 45-0000 + 47-0000 + 49-0000	56
Production, Transportation, and Material Moving Occupations 51-0000 + 53-0000	12
Total	1,977

Institution: University of Missouri-Kansas City (178402)

User ID: 29C0011

Part C - Full-time Summary Medical school staff

Summary of Full-time Medical School Staff

As of November 1, 2017

• **Data will not be generated on this screen until the relevant screens in the previous section have been completed.**

Occupational category	With Faculty Status							Total
	Tenured	On Tenure Track	Not on Tenure Track				Without Faculty Status	
			Multi-year	Annual contract	Less-than-annual contract	Indefinite duration (continuing or at-will)		
Primarily Instruction	21	6	0	19	0	0	0	46
Exclusively credit	21	6	0	19	0	0	0	46
Exclusively not-for-credit	0	0	0	0	0	0	0	0
Combined credit/not-for-credit	0	0	0	0	0	0	0	0
Instruction/research/public service staff	0	0	0	1	0	0	0	1
Research staff	0	0	0	6	0	0	0	6
Public Service staff	0	0	0	0	0	0	0	0
Archivists, Curators, and Museum Technicians 25-4010	0	0	0	0	0	0	0	0
Librarians 25-4020	0	0	0	0	0	0	0	0
Library Technicians 25-4030	0	0	0	0	0	0	0	0
Student and Academic Affairs and Other Education Services Occupations 25-2000 + 25-3000 + 25-9000	0	0	0	0	0	0	2	2
Management Occupations 11-0000	1	0	0	0	0	0	11	12
Business and Financial Operations Occupations 13-0000	0	0	0	0	0	0	3	3
Computer, Engineering, and Science Occupations 15-0000 + 17-0000 + 19-0000	0	0	0	0	0	0	14	14
Community, Social Service, Legal, Arts, Design, Entertainment, Sports, and Media Occupations 21-0000 + 23-0000 + 27-0000	0	0	0	0	0	0	28	28
Healthcare Practitioners and Technical Occupations 29-0000	0	0	0	0	0	0	383	383
Service Occupations 31-0000 + 33-0000 + 35-0000 + 37-0000 + 39-0000								0
								0

Sales and Related Occupations 41-0000		
Office and Administrative Support Occupations 43-0000		21
Natural Resources, Construction, and Maintenance Occupations 45-0000 + 47-0000 + 49-0000		0
Production, Transportation, and Material Moving Occupations 51-0000 + 53-0000		0
Total		516

Institution: University of Missouri-Kansas City (178402)

User ID: 29C0011

Part G1 - Salaries Worksheet

**Number of Full-time Non-medical School Instructional Staff
For Calculation of Total Number of Months**

Annual Salary, 2017-18

- Report the number of instructional staff based on the number of months to be worked
- Months reported should correspond with the number of months that staff worked (which may differ from the number of months over which they are paid)
- Include **ONLY** full-time, non-medical school instructional staff
- Include instructional staff *with* faculty status and *without* faculty status
- Include instructional staff regardless of tenure status

Gender and academic rank	Months worked					Total staff	Total staff for salary reporting
	12 months	11 months	10 months	9 months	< 9 months		
Men							
Professors	20	0	0	78	0	98	98
Associate professors	34	0	0	103	0	137	137
Assistant professors	33	0	0	47	0	80	80
Instructors	4	0	0	15	0	19	19
Lecturers	4	0	0	4	0	8	8
No academic rank	4	0	0	0	0	4	4
Total men	99	0	0	247	0	346	346
Women							
Professors	19	0	0	48	0	67	67
Associate professors	41	0	0	59	0	100	100
Assistant professors	54	0	0	54	0	108	108
Instructors	2	0	0	8	0	10	10
Lecturers	8	0	0	9	0	17	17
No academic rank	6	0	0	1	0	7	7
Total women	130	0	0	179	0	309	309
Total (men + women)	229	0	0	426	0	655	655
Total (men+women) full-time non-medical school instructional staff from Part A						655	

Institution: University of Missouri-Kansas City (178402)

User ID: 29C0011

Part G2 - Salary Outlays for Instructional Staff

**Salary Outlays
for Full-time Non-medical School Instructional Staff**

Annual Salary Outlays, 2017-18

- Report the **TOTAL ANNUAL** salary outlays for the full-time Non-medical School instructional staff reported in the 12 months, 11 months, 10 months, and 9 months columns on the previous screen, Part G1 – Salaries Worksheet
- Using the **TOTAL ANNUAL** salary outlays data provided, the system will calculate the Equated 9 months by academic rank and gender.

Gender and academic rank	Total staff for salary reporting (from Part G, screen 1)	Salary Outlays				Equated 9 months
		12 months	11 months	10 months	9 months	
Men						
Professors	98	2,666,918	0	0	9,193,478	11,193,667
Associate professors	137	3,508,605	0	0	8,442,796	11,074,250
Assistant professors	80	3,132,686	0	0	3,547,553	5,897,068
Instructors	19	327,888	0	0	926,594	1,172,510
Lecturers	8	159,568	0	0	149,188	268,864
No academic rank	4	185,431	0	0	0	139,073
Total men	346	9,981,096	0	0	22,259,609	29,745,431
Women						
Professors	67	2,265,283	0	0	4,930,723	6,629,685
Associate professors	100	4,268,067	0	0	4,249,425	7,450,475
Assistant professors	108	4,934,605	0	0	3,854,174	7,555,128
Instructors	10	131,932	0	0	474,347	573,296
Lecturers	17	315,522	0	0	314,742	551,384
No academic rank	7	276,050	0	0	30,000	237,038
Total women	309	12,191,459	0	0	13,853,411	22,997,005
	655	22,172,555	0	0	36,113,020	52,742,436

Total (men + women)						
------------------------------------	--	--	--	--	--	--


Institution: University of Missouri-Kansas City (178402)

User ID: 29C0011

Part G3 - Average Salaries for Instructional Staff by Academic Rank

**Average Salary by academic rank
for Full-time Non-medical School Instructional Staff**

Annual Average Salaries, 2017-18

Gender and academic rank	Total staff for salary reporting (from Part G, screen 1)	Annual Average Salaries				
		12 months	11 months	10 months	9 months	 Equated 9 months
Men						
Professors	98	133,346			117,865	114,221
Associate professors	137	103,194			81,969	80,834
Assistant professors	80	94,930			75,480	73,713
Instructors	19	81,972			61,773	61,711
Lecturers	8	39,892			37,297	33,608
No academic rank	4	46,358				34,768
Total men	346	100,819			90,120	85,969
Women						
Professors	67	119,225			102,723	98,951
Associate professors	100	104,099			72,024	74,505
Assistant professors	108	91,382			71,374	69,955
Instructors	10	65,966			59,293	57,330
Lecturers	17	39,440			34,971	32,434
No academic rank	7	46,008			30,000	33,863
Total women	309	93,780			77,393	74,424
Total (men + women)	655	96,823			84,772	80,523

Institution: University of Missouri-Kansas City (178402)

User ID: 29C0011

Part G4 - Salary Outlays for Non-instructional Staff

Salary Outlays
for Full-time Non-medical School Non-instructional Staff

Annual Salary Outlays, 2017-18

Occupational category	? Number of full-time staff (carried forward from the Part B - FT, non-instructional staff screens)	? Total annual salary outlays
<u>Research staff</u>	10	627,396
<u>Public Service staff</u>	4	396,012
<u>Library and Student and Academic Affairs and Other Education Services Occupations</u> 25-4000 + 25-2000 + 25-3000 + 25-9000	67	3,428,618
<u>Management Occupations</u> 11-0000	272	25,413,130
<u>Business and Financial Operations Occupations</u> 13-0000	66	3,448,323
<u>Computer, Engineering, and Science Occupations</u> 15-0000 + 17-0000 + 19-0000	166	8,840,965
<u>Community, Social Service, Legal, Arts, Design, Entertainment, Sports, and Media Occupations</u> 21-0000 + 23-0000 + 27-0000	221	10,388,478
<u>Healthcare Practitioners and Technical Occupations</u> 29-0000	10	591,731
<u>Service Occupations</u> 31-0000 + 33-0000 + 35-0000 + 37-0000 + 39-0000	134	4,570,485
<u>Sales and Related Occupations</u> 41-0000	0	0
<u>Office and Administrative Support Occupations</u> 43-0000	304	10,477,407
<u>Natural Resources, Construction, and Maintenance Occupations</u> 45-0000 + 47-0000 + 49-0000	56	2,842,334
<u>Production, Transportation, and Material Moving Occupations</u> 51-0000 + 53-0000	12	562,120

Institution: University of Missouri-Kansas City (178402)

User ID: 29C0011

Part D - Part-time Staff by Occupational Category**Number of Part-time Staff by Occupational Category****As of November 1, 2017**

- Report Hispanic/Latino individuals of any race as Hispanic/Latino
- Report race for non-Hispanic/Latino individuals only
- Include both medical school and non-medical school staff

Men

Race/ethnicity	<u>Instructional staff</u>	<u>Research staff</u>	<u>Public Service staff</u>
<u>Nonresident alien</u>	<input type="text" value="6"/>	<input type="text" value="0"/>	<input type="text" value="0"/>
<u>Hispanic/Latino</u>	<input type="text" value="9"/>	<input type="text" value="0"/>	<input type="text" value="0"/>
<u>American Indian or Alaska Native</u>	<input type="text" value="2"/>	<input type="text" value="0"/>	<input type="text" value="0"/>
<u>Asian</u>	<input type="text" value="11"/>	<input type="text" value="0"/>	<input type="text" value="0"/>
<u>Black or African American</u>	<input type="text" value="21"/>	<input type="text" value="0"/>	<input type="text" value="0"/>
<u>Native Hawaiian or Other Pacific Islander</u>	<input type="text" value="0"/>	<input type="text" value="0"/>	<input type="text" value="0"/>
<u>White</u>	<input type="text" value="254"/>	<input type="text" value="0"/>	<input type="text" value="2"/>
Two or more races	<input type="text" value="3"/>	<input type="text" value="0"/>	<input type="text" value="0"/>
<u>Race and ethnicity unknown</u>	<input type="text" value="24"/>	<input type="text" value="0"/>	<input type="text" value="0"/>
Total men	330	0	2

Women

Race/ethnicity	<u>Instructional staff</u>	<u>Research staff</u>	<u>Public Service staff</u>
Nonresident alien	<input type="text" value="0"/>	<input type="text" value="0"/>	<input type="text" value="0"/>
Hispanic/Latino	<input type="text" value="15"/>	<input type="text" value="0"/>	<input type="text" value="0"/>
American Indian or Alaska Native	<input type="text" value="1"/>	<input type="text" value="0"/>	<input type="text" value="0"/>
Asian	<input type="text" value="13"/>	<input type="text" value="0"/>	<input type="text" value="0"/>
Black or African American	<input type="text" value="17"/>	<input type="text" value="0"/>	<input type="text" value="1"/>
Native Hawaiian or Other Pacific Islander	<input type="text" value="1"/>	<input type="text" value="0"/>	<input type="text" value="0"/>
White	<input type="text" value="202"/>	<input type="text" value="0"/>	<input type="text" value="2"/>
Two or more races	<input type="text" value="1"/>	<input type="text" value="0"/>	<input type="text" value="0"/>
Race and ethnicity unknown	<input type="text" value="22"/>	<input type="text" value="1"/>	<input type="text" value="1"/>
Total women	272	1	4

Total (men+women)	602	1	6
--------------------------	-----	---	---

Total from prior year	594	2	6
-----------------------	-----	---	---

Institution: University of Missouri-Kansas City (178402)

User ID: 29C0011

Part D - Part-time Staff by Occupational Category**Number of Part-time Staff by Occupational Category****As of November 1, 2017**




- Report Hispanic/Latino individuals of any race as Hispanic/Latino
- Report race for non-Hispanic/Latino individuals only
- Include both medical school and non-medical school staff

Men

Race/ethnicity	<u>Archivists, Curators, and Museum Technicians</u> 25-4010	<u>Librarians</u> 25-4020	<u>Library Technicians</u> 25-4030	<u>Student and Academic Affairs and Other Education Services Occupations</u> 25-2000 + 25-3000 + 25-9000	<u>Library and Student and Academic Affairs and Other Education Services Occupations</u>
Nonresident alien	<input type="text" value="0"/>	<input type="text" value="0"/>	<input type="text" value="0"/>	<input type="text" value="2"/>	2
Hispanic/Latino	<input type="text" value="0"/>	<input type="text" value="0"/>	<input type="text" value="0"/>	<input type="text" value="0"/>	0
<u>American Indian or Alaska Native</u>	<input type="text" value="0"/>	<input type="text" value="0"/>	<input type="text" value="0"/>	<input type="text" value="0"/>	0
<u>Asian</u>	<input type="text" value="0"/>	<input type="text" value="0"/>	<input type="text" value="0"/>	<input type="text" value="0"/>	0
<u>Black or African American</u>	<input type="text" value="0"/>	<input type="text" value="0"/>	<input type="text" value="0"/>	<input type="text" value="0"/>	0
<u>Native Hawaiian or Other Pacific Islander</u>	<input type="text" value="0"/>	<input type="text" value="0"/>	<input type="text" value="0"/>	<input type="text" value="0"/>	0
<u>White</u>	<input type="text" value="0"/>	<input type="text" value="0"/>	<input type="text" value="0"/>	<input type="text" value="8"/>	8
Two or more races	<input type="text" value="0"/>	<input type="text" value="0"/>	<input type="text" value="0"/>	<input type="text" value="0"/>	0
<u>Race and ethnicity unknown</u>	<input type="text" value="0"/>	<input type="text" value="0"/>	<input type="text" value="0"/>	<input type="text" value="2"/>	2
Total men	0	0	0	12	12

Women

Race/ethnicity	<u>Archivists, Curators, and Museum Technicians</u> 25-4010	<u>Librarians</u> 25-4020	<u>Library Technicians</u> 25-4030	<u>Student and Academic Affairs and Other Education Services Occupations</u> 25-2000 + 25-3000 + 25-9000	<u>Library and Student and Academic Affairs and Other Education Services Occupations</u>
Nonresident alien	<input type="text" value="0"/>	<input type="text" value="0"/>	<input type="text" value="0"/>	<input type="text" value="0"/>	0
Hispanic/Latino	<input type="text" value="0"/>	<input type="text" value="0"/>	<input type="text" value="0"/>	<input type="text" value="0"/>	0
<u>American Indian or Alaska Native</u>	<input type="text" value="0"/>	<input type="text" value="0"/>	<input type="text" value="0"/>	<input type="text" value="1"/>	1
<u>Asian</u>	<input type="text" value="0"/>	<input type="text" value="0"/>	<input type="text" value="0"/>	<input type="text" value="1"/>	1
<u>Black or African American</u>	<input type="text" value="0"/>	<input type="text" value="0"/>	<input type="text" value="0"/>	<input type="text" value="2"/>	2

Native Hawaiian or Other Pacific Islander	<input type="text" value="0"/>	<input type="text" value="0"/>	<input type="text" value="0"/>	<input type="text" value="0"/>	0
White	<input type="text" value="0"/>	<input type="text" value="0"/>	<input type="text" value="0"/>	<input type="text" value="10"/>	10
Two or more races	<input type="text" value="0"/>	<input type="text" value="0"/>	<input type="text" value="0"/>	<input type="text" value="0"/>	0
Race and ethnicity unknown	<input type="text" value="0"/>	<input type="text" value="0"/>	<input type="text" value="0"/>	<input type="text" value="4"/>	4
Total women	0	0	0	18	18
Total (men+women)	 0	0	0	 30	 30
Total from prior year	1			94	95

Institution: University of Missouri-Kansas City (178402)

User ID: 29C0011

Part D - Part-time Staff by Occupational Category

Number of Part-time Staff

As of November 1, 2017

- Report Hispanic/Latino individuals of any race as Hispanic/Latino
- Report race for non-Hispanic/Latino individuals only
- Include both medical school and non-medical school staff

Men

Race/ethnicity	<u>Management Occupations</u> 11-0000	<u>Business and Financial Operations Occupations</u> 13-0000	<u>Computer, Engineering, and Science Occupations</u> 15-0000 + 17-0000 + 19-0000	<u>Community, Social Service, Legal, Arts, Design, Entertainment, Sports, and Media Occupations</u> 21-0000 + 23-0000 + 27-0000	<u>Healthcare Practitioners and Technical Occupations</u> 29-0000
<u>Nonresident alien</u>	<input type="text" value="0"/>	<input type="text" value="0"/>	<input type="text" value="2"/>	<input type="text" value="0"/>	<input type="text" value="0"/>
<u>Hispanic/Latino</u>	<input type="text" value="0"/>	<input type="text" value="0"/>	<input type="text" value="0"/>	<input type="text" value="0"/>	<input type="text" value="0"/>
<u>American Indian or Alaska Native</u>	<input type="text" value="0"/>	<input type="text" value="0"/>	<input type="text" value="0"/>	<input type="text" value="0"/>	<input type="text" value="0"/>
<u>Asian</u>	<input type="text" value="0"/>	<input type="text" value="0"/>	<input type="text" value="1"/>	<input type="text" value="0"/>	<input type="text" value="1"/>
<u>Black or African American</u>	<input type="text" value="1"/>	<input type="text" value="0"/>	<input type="text" value="0"/>	<input type="text" value="2"/>	<input type="text" value="1"/>
<u>Native Hawaiian or Other Pacific Islander</u>	<input type="text" value="0"/>	<input type="text" value="0"/>	<input type="text" value="0"/>	<input type="text" value="0"/>	<input type="text" value="0"/>
<u>White</u>	<input type="text" value="3"/>	<input type="text" value="0"/>	<input type="text" value="8"/>	<input type="text" value="8"/>	<input type="text" value="11"/>
<u>Two or more races</u>	<input type="text" value="0"/>	<input type="text" value="0"/>	<input type="text" value="1"/>	<input type="text" value="0"/>	<input type="text" value="0"/>
<u>Race and ethnicity unknown</u>	<input type="text" value="0"/>	<input type="text" value="0"/>	<input type="text" value="0"/>	<input type="text" value="1"/>	<input type="text" value="2"/>
Total men	4	0	12	11	15

Women

Race/ethnicity	<u>Management Occupations</u> 11-0000	<u>Business and Financial Operations Occupations</u> 13-0000	<u>Computer, Engineering, and Science Occupations</u> 15-0000 + 17-0000 + 19-0000	<u>Community, Social Service, Legal, Arts, Design, Entertainment, Sports, and Media Occupations</u> 21-0000 + 23-0000 + 27-0000	<u>Healthcare Practitioners and Technical Occupations</u> 29-0000
<u>Nonresident alien</u>	<input type="text" value="0"/>	<input type="text" value="0"/>	<input type="text" value="0"/>	<input type="text" value="0"/>	<input type="text" value="0"/>
<u>Hispanic/Latino</u>	<input type="text" value="0"/>	<input type="text" value="0"/>	<input type="text" value="1"/>	<input type="text" value="1"/>	<input type="text" value="1"/>
<u>American Indian or Alaska Native</u>	<input type="text" value="0"/>	<input type="text" value="0"/>	<input type="text" value="0"/>	<input type="text" value="0"/>	<input type="text" value="0"/>
<u>Asian</u>	<input type="text" value="0"/>	<input type="text" value="0"/>	<input type="text" value="1"/>	<input type="text" value="0"/>	<input type="text" value="3"/>

Black or African American	<input type="text" value="0"/>	<input type="text" value="1"/>	<input type="text" value="1"/>	<input type="text" value="2"/>	<input type="text" value="0"/>
Native Hawaiian or Other Pacific Islander	<input type="text" value="0"/>	<input type="text" value="0"/>	<input type="text" value="0"/>	<input type="text" value="0"/>	<input type="text" value="0"/>
White	<input type="text" value="4"/>	<input type="text" value="1"/>	<input type="text" value="12"/>	<input type="text" value="11"/>	<input type="text" value="8"/>
Two or more races	<input type="text" value="0"/>	<input type="text" value="0"/>	<input type="text" value="0"/>	<input type="text" value="0"/>	<input type="text" value="1"/>
Race and ethnicity unknown	<input type="text" value="0"/>	<input type="text" value="0"/>	<input type="text" value="0"/>	<input type="text" value="2"/>	<input type="text" value="2"/>
Total women	4	2	15	16	15
Total (men+women)	8	2	27	27	30
Total from prior year	9	2	38	31	23

Institution: University of Missouri-Kansas City (178402)

User ID: 29C0011

Part D - Part-time Staff by Occupational Category

Number of Part-time Staff

As of November 1, 2017

- Report Hispanic/Latino individuals of any race as Hispanic/Latino
- Report race for non-Hispanic/Latino individuals only
- Include both medical school and non-medical school staff

Men

Race/ethnicity	<u>Service Occupations</u> 31-0000 + 33-0000 + 35-0000 + 37-0000 + 39-0000	<u>Sales and Related Occupations</u> 41-0000	<u>Office and Administrative Support Occupations</u> 43-0000	<u>Natural Resources, Construction, and Maintenance Occupations</u> 45-0000 + 47-0000 + 49-0000	<u>Production, Transportation, and Material Moving Occupations</u> 51-0000 + 53-0000	Grand Total (All part-time staff)
<u>Nonresident alien</u>	<input type="text" value="0"/>	<input type="text" value="0"/>	<input type="text" value="0"/>	<input type="text" value="0"/>	<input type="text" value="0"/>	10
<u>Hispanic/Latino</u>	<input type="text" value="0"/>	<input type="text" value="1"/>	<input type="text" value="1"/>	<input type="text" value="0"/>	<input type="text" value="0"/>	11
<u>American Indian or Alaska Native</u>	<input type="text" value="0"/>	<input type="text" value="0"/>	<input type="text" value="0"/>	<input type="text" value="0"/>	<input type="text" value="0"/>	2
<u>Asian</u>	<input type="text" value="0"/>	<input type="text" value="1"/>	<input type="text" value="0"/>	<input type="text" value="0"/>	<input type="text" value="0"/>	14
<u>Black or African American</u>	<input type="text" value="0"/>	<input type="text" value="1"/>	<input type="text" value="0"/>	<input type="text" value="0"/>	<input type="text" value="0"/>	26
<u>Native Hawaiian or Other Pacific Islander</u>	<input type="text" value="0"/>	<input type="text" value="0"/>	<input type="text" value="0"/>	<input type="text" value="0"/>	<input type="text" value="0"/>	0
<u>White</u>	<input type="text" value="2"/>	<input type="text" value="13"/>	<input type="text" value="5"/>	<input type="text" value="0"/>	<input type="text" value="0"/>	314
Two or more races	<input type="text" value="0"/>	<input type="text" value="0"/>	<input type="text" value="0"/>	<input type="text" value="0"/>	<input type="text" value="0"/>	4
<u>Race and ethnicity unknown</u>	<input type="text" value="0"/>	<input type="text" value="4"/>	<input type="text" value="0"/>	<input type="text" value="0"/>	<input type="text" value="0"/>	33
Total men	2	20	6	0	0	414

Women

Race/ethnicity	<u>Service Occupations</u> 31-0000 + 33-0000 + 35-0000 + 37-0000 + 39-0000	<u>Sales and Related Occupations</u> 41-0000	<u>Office and Administrative Support Occupations</u> 43-0000	<u>Natural Resources, Construction, and Maintenance Occupations</u> 45-0000 + 47-0000 + 49-0000	<u>Production, Transportation, and Material Moving Occupations</u> 51-0000 + 53-0000	Grand Total (All part-time staff)
Nonresident alien	<input type="text" value="3"/>	<input type="text" value="0"/>	<input type="text" value="1"/>	<input type="text" value="0"/>	<input type="text" value="0"/>	4
Hispanic/Latino	<input type="text" value="1"/>	<input type="text" value="1"/>	<input type="text" value="1"/>	<input type="text" value="0"/>	<input type="text" value="0"/>	21
	<input type="text" value="0"/>	<input type="text" value="1"/>	<input type="text" value="0"/>	<input type="text" value="0"/>	<input type="text" value="0"/>	3

American Indian or Alaska Native						
Asian	<input type="text" value="2"/>	<input type="text" value="1"/>	<input type="text" value="1"/>	<input type="text" value="0"/>	<input type="text" value="0"/>	22
Black or African American	<input type="text" value="5"/>	<input type="text" value="3"/>	<input type="text" value="4"/>	<input type="text" value="0"/>	<input type="text" value="0"/>	36
Native Hawaiian or Other Pacific Islander	<input type="text" value="0"/>	<input type="text" value="0"/>	<input type="text" value="0"/>	<input type="text" value="0"/>	<input type="text" value="0"/>	1
White	<input type="text" value="11"/>	<input type="text" value="18"/>	<input type="text" value="25"/>	<input type="text" value="0"/>	<input type="text" value="0"/>	304
Two or more races	<input type="text" value="0"/>	<input type="text" value="0"/>	<input type="text" value="0"/>	<input type="text" value="0"/>	<input type="text" value="0"/>	2
Race and ethnicity unknown	<input type="text" value="6"/>	<input type="text" value="11"/>	<input type="text" value="1"/>	<input type="text" value="0"/>	<input type="text" value="0"/>	50
Total women	28	35	33	0	0	443
Total (men+women)	30	⚠ 55	39	⚠ 0	⚠ 0	857
Total from prior year	35	7	48	1	1	892

Institution: University of Missouri-Kansas City (178402)

User ID: 29C0011

Part D - Graduate assistants**Number of Graduate Assistants****As of November 1, 2017**


- Report Hispanic/Latino individuals of any race as Hispanic/Latino
- Report race for non-Hispanic/Latino individuals only

Men

Race/ethnicity	<u>Teaching</u> 25-1191	<u>Research</u>	<u>Other</u> 11-0000, 13-0000, 15-0000, 17-0000, 19-0000, 21-0000, 23-0000, 27-0000, 25-4000, 25-4010, 25-4020, 25-4030, 25-2000, 25-3000, 25-9000, 29-0000	Total
<u>Nonresident alien</u>	<input type="text" value="59"/>	<input type="text" value="44"/>	<input type="text" value="8"/>	111
<u>Hispanic/Latino</u>	<input type="text" value="14"/>	<input type="text" value="1"/>	<input type="text" value="1"/>	16
<u>American Indian or Alaska Native</u>	<input type="text" value="1"/>	<input type="text" value="0"/>	<input type="text" value="0"/>	1
<u>Asian</u>	<input type="text" value="2"/>	<input type="text" value="8"/>	<input type="text" value="0"/>	10
<u>Black or African American</u>	<input type="text" value="3"/>	<input type="text" value="3"/>	<input type="text" value="0"/>	6
<u>Native Hawaiian or Other Pacific Islander</u>	<input type="text" value="0"/>	<input type="text" value="0"/>	<input type="text" value="0"/>	0
<u>White</u>	<input type="text" value="82"/>	<input type="text" value="20"/>	<input type="text" value="11"/>	113
Two or more races	<input type="text" value="2"/>	<input type="text" value="1"/>	<input type="text" value="0"/>	3
<u>Race and ethnicity unknown</u>	<input type="text" value="23"/>	<input type="text" value="6"/>	<input type="text" value="6"/>	35
Total men	186	83	26	295

Women

Race/ethnicity	<u>Teaching</u> 25-1191	<u>Research</u>	<u>Other</u> 11-0000, 13-0000, 15-0000, 17-0000, 19-0000, 21-0000, 23-0000, 27-0000, 25-4000, 25-4010, 25-4020, 25-4030, 25-2000, 25-3000, 25-9000, 29-0000	Total
Nonresident alien	<input type="text" value="27"/>	<input type="text" value="18"/>	<input type="text" value="7"/>	52
Hispanic/Latino	<input type="text" value="7"/>	<input type="text" value="4"/>	<input type="text" value="3"/>	14
American Indian or Alaska Native	<input type="text" value="0"/>	<input type="text" value="0"/>	<input type="text" value="1"/>	1
Asian	<input type="text" value="3"/>	<input type="text" value="3"/>	<input type="text" value="0"/>	6
Black or African American	<input type="text" value="7"/>	<input type="text" value="2"/>	<input type="text" value="1"/>	10
Native Hawaiian or Other Pacific Islander	<input type="text" value="0"/>	<input type="text" value="0"/>	<input type="text" value="0"/>	0
White	<input type="text" value="55"/>	<input type="text" value="26"/>	<input type="text" value="12"/>	93

Two or more races	<input type="text" value="0"/>	<input type="text" value="0"/>	<input type="text" value="1"/>	1
Race and ethnicity unknown	<input type="text" value="20"/>	<input type="text" value="3"/>	<input type="text" value="5"/>	28
Total women	119	56	30	205
Total (men+women)	305	139	 56	500
Total from prior year	296	122	103	521

Institution: University of Missouri-Kansas City (178402)

User ID: 29C0011

Part E - Part-time Staff by Occupational Category and Tenure Status

Number of Part-time Staff

As of November 1, 2017

Non-medical school staff

With Faculty Status

Occupational category	Not on Tenure Track						Without Faculty Status	Total
	<u>Tenured</u>	<u>On Tenure Track</u>	<u>Multi-year</u>	<u>Annual contract</u>	<u>Less-than-annual contract</u>	<u>Indefinite duration (continuing or at-will)</u>		
<u>Primarily Instruction</u>	8	1	0	14	379	0	0	402
Exclusively credit	8	1	0	14	379	0	0	402
Exclusively not-for-credit	0	0	0	0	0	0	0	0
Combined credit/not-for-credit	0	0	0	0	0	0	0	0
<u>Instruction/research/public service staff</u>	0	0	0	1	5	0	0	6
<u>Research staff</u>	0	0	0	0	1	0	0	1
<u>Public Service staff</u>	0	0	0	3	3	0	0	6
<u>Archivists, Curators, and Museum Technicians 25-4010</u>	0	0	0	0	0	0	0	0
<u>Librarians 25-4020</u>	0	0	0	0	0	0	0	0
<u>Library Technicians 25-4030</u>	0	0	0	0	0	0	0	0
Student and Academic Affairs and Other Education Services Occupations 25-2000 + 25-3000 + 25-9000	0	0	0	0	0	0	30	30
<u>Management Occupations 11-0000</u>	1	0	0	0	0	0	5	6
<u>Business and Financial Operations Occupations 13-0000</u>	0	0	0	0	0	0	2	2
<u>Computer, Engineering, and Science Occupations 15-0000 + 17-0000 + 19-0000</u>	0	0	0	0	0	0	24	24
<u>Community, Social Service, Legal, Arts, Design, Entertainment, Sports, and Media Occupations</u>	0	0	0	0	0	0	26	26

21-0000 + 23-0000 + 27-0000									
<u>Healthcare Practitioners and Technical Occupations 29-0000</u>	<input type="text" value="0"/>	<input type="text" value="0"/>	<input type="text" value="0"/>	<input type="text" value="0"/>	<input type="text" value="0"/>	<input type="text" value="0"/>	<input type="text" value="30"/>		30
Total	9	1	0	⚠ 18	388	0	⚠ 117		533
Total from prior year	6	1		28	498		50		583

Medical school staff

With Faculty Status


Occupational category	Not on Tenure Track						Without Faculty Status	Total
	Tenured	On Tenure Track	Multi-year	Annual contract	Less-than-annual contract	Indefinite duration (continuing or at-will)		
Primarily Instruction	1	0	0	1	191	0	0	193
Exclusively credit	<input type="text" value="1"/>	<input type="text" value="0"/>	<input type="text" value="0"/>	<input type="text" value="1"/>	<input type="text" value="191"/>	<input type="text" value="0"/>	<input type="text" value="0"/>	193
Exclusively not-for-credit	<input type="text" value="0"/>	<input type="text" value="0"/>	<input type="text" value="0"/>	<input type="text" value="0"/>	<input type="text" value="0"/>	<input type="text" value="0"/>	<input type="text" value="0"/>	0
Combined credit/not-for-credit	<input type="text" value="0"/>	<input type="text" value="0"/>	<input type="text" value="0"/>	<input type="text" value="0"/>	<input type="text" value="0"/>	<input type="text" value="0"/>	<input type="text" value="0"/>	0
Instruction/research/public service staff	<input type="text" value="0"/>	<input type="text" value="0"/>	<input type="text" value="0"/>	<input type="text" value="0"/>	<input type="text" value="1"/>	<input type="text" value="0"/>	<input type="text" value="0"/>	1
Research staff	<input type="text" value="0"/>	<input type="text" value="0"/>	<input type="text" value="0"/>	<input type="text" value="0"/>	<input type="text" value="0"/>	<input type="text" value="0"/>	<input type="text" value="0"/>	0
Public Service staff	<input type="text" value="0"/>	<input type="text" value="0"/>	<input type="text" value="0"/>	<input type="text" value="0"/>	<input type="text" value="0"/>	<input type="text" value="0"/>	<input type="text" value="0"/>	0
Archivists, Curators, and Museum Technicians 25-4010	<input type="text" value="0"/>	<input type="text" value="0"/>	<input type="text" value="0"/>	<input type="text" value="0"/>	<input type="text" value="0"/>	<input type="text" value="0"/>	<input type="text" value="0"/>	0
Librarians 25-4020	<input type="text" value="0"/>	<input type="text" value="0"/>	<input type="text" value="0"/>	<input type="text" value="0"/>	<input type="text" value="0"/>	<input type="text" value="0"/>	<input type="text" value="0"/>	0
Library Technicians 25-4030	<input type="text" value="0"/>	<input type="text" value="0"/>	<input type="text" value="0"/>	<input type="text" value="0"/>	<input type="text" value="0"/>	<input type="text" value="0"/>	<input type="text" value="0"/>	0
Student and Academic Affairs and Other Education Services Occupations 25-2000 + 25-3000 + 25-9000	<input type="text" value="0"/>	<input type="text" value="0"/>	<input type="text" value="0"/>	<input type="text" value="0"/>	<input type="text" value="0"/>	<input type="text" value="0"/>	<input type="text" value="0"/>	0
Management Occupations 11-0000	<input type="text" value="0"/>	<input type="text" value="0"/>	<input type="text" value="0"/>	<input type="text" value="0"/>	<input type="text" value="0"/>	<input type="text" value="0"/>	<input type="text" value="2"/>	2
Business and Financial Operations Occupations 13-0000	<input type="text" value="0"/>	<input type="text" value="0"/>	<input type="text" value="0"/>	<input type="text" value="0"/>	<input type="text" value="0"/>	<input type="text" value="0"/>	<input type="text" value="0"/>	0
Computer, Engineering, and Science Occupations 15-0000 + 17-0000 + 19-0000	<input type="text" value="0"/>	<input type="text" value="0"/>	<input type="text" value="0"/>	<input type="text" value="0"/>	<input type="text" value="0"/>	<input type="text" value="0"/>	<input type="text" value="3"/>	3
Community, Social Service, Legal, Arts, Design, Entertainment, Sports, and Media Occupations	<input type="text" value="0"/>	<input type="text" value="0"/>	<input type="text" value="0"/>	<input type="text" value="0"/>	<input type="text" value="0"/>	<input type="text" value="0"/>	<input type="text" value="1"/>	1

21-0000 + 23-0000 + 27-0000								
Healthcare Practitioners and Technical Occupations 29-0000	0	0	0	0	0	0	0	0
Total	1	0	0	1	192	0	6	200
Total from prior year	1	0		1	212		3	217

Institution: University of Missouri-Kansas City (178402)

User ID: 29C0011

Part E - Part-time Staff by Medical School Status

Number of <u>Part-time Staff</u>			
As of November 1, 2017			
Occupational category	Total (carried forward from Part D)	Non-medical school staff	Medical school staff
<u>Service Occupations</u> 31-0000 + 33-0000 + 35-0000 + 37-0000 + 39-0000	30	<input type="text" value="30"/>	<input type="text" value="0"/>
<u>Sales and Related Occupations</u> 41-0000	55	<input type="text" value="5"/>	<input type="text" value="50"/>
<u>Office and Administrative Support Occupations</u> 43-0000	39	<input type="text" value="37"/>	<input type="text" value="2"/>
<u>Natural Resources, Construction, and Maintenance Occupations</u> 45-0000 + 47-0000 + 49-0000	0	<input type="text" value="0"/>	<input type="text" value="0"/>
<u>Production, Transportation, and Material Moving Occupations</u> 51-0000 + 53-0000	0	<input type="text" value="0"/>	<input type="text" value="0"/>
Total		72	 52
PY Total		90	2
Graduate Assistants			
<u>Teaching</u> 25-1191	305	<input type="text" value="305"/>	<input type="text" value="0"/>
<u>Research</u>	139	<input type="text" value="134"/>	<input type="text" value="5"/>
<u>Other</u> 11-0000, 13-0000, 15-0000, 17-0000, 19-0000, 21-0000, 23-0000, 27-0000, 25-4000, 25-4010, 25-4020, 25-4030, 25-2000, 25-3000, 25-9000, 29-0000	56	<input type="text" value="55"/>	<input type="text" value="1"/>
Total	500	494	6
PY Graduate Assistants		519	2

Institution: University of Missouri-Kansas City (178402)

User ID: 29C0011

Part F - Part-time Summary Non-medical school staff**Summary of Part-time Non-medical School Staff****As of November 1, 2017**

Occupational category	With Faculty Status						Without Faculty Status	Total
	Tenured	On Tenure Track	Not on Tenure Track			Indefinite duration (continuing or at-will)		
			Multi-year	Annual contract	Less-than-annual contract			
Primarily Instruction	8	1	0	14	379	0	0	402
Exclusively credit	8	1	0	14	379	0	0	402
Exclusively not-for-credit	0	0	0	0	0	0	0	0
Combined credit/not-for-credit	0	0	0	0	0	0	0	0
Instruction/research/public service staff	0	0	0	1	5	0	0	6
Research staff	0	0	0	0	1	0	0	1
Public Service staff	0	0	0	3	3	0	0	6
Archivists, Curators, and Museum Technicians 25-4010	0	0	0	0	0	0	0	0
Librarians 25-4020	0	0	0	0	0	0	0	0
Library Technicians 25-4030	0	0	0	0	0	0	0	0
Student and Academic Affairs and Other Education Services Occupations 25-2000 + 25-3000 + 25-9000	0	0	0	0	0	0	30	30
Management Occupations 11-0000	1	0	0	0	0	0	5	6
Business and Financial Operations Occupations 13-0000	0	0	0	0	0	0	2	2
Computer, Engineering, and Science Occupations 15-0000 + 17-0000 + 19-0000	0	0	0	0	0	0	24	24
Community, Social Service, Legal, Arts, Design, Entertainment, Sports, and Media Occupations 21-0000 + 23-0000 + 27-0000	0	0	0	0	0	0	26	26
Healthcare Practitioners and Technical Occupations 29-0000	0	0	0	0	0	0	30	30
Service Occupations 31-0000 + 33-0000 + 35-0000 + 37-0000 + 39-0000								30

Sales and Related Occupations 41-0000		5
Office and Administrative Support Occupations 43-0000		37
Natural Resources, Construction, and Maintenance Occupations 45-0000 + 47-0000 + 49-0000		0
Production, Transportation, and Material Moving Occupations 51-0000 + 53-0000		0
Graduate Assistants		494
Teaching 25-1191		305
Research		134
Other 11-0000, 13-0000, 15-0000, 17-0000, 19-0000, 21-0000, 23-0000, 27-0000, 25-4000, 25-4010, 25-4020, 25-4030, 25-2000, 25-3000, 25-9000, 29-0000		55
Total		1,099

Institution: University of Missouri-Kansas City (178402)

User ID: 29C0011

Part F - Part-time Summary Medical school staff**Summary of Part-time Medical School Staff****As of November 1, 2017**

Occupational category	With Faculty Status						Without Faculty Status	Total
	Tenured	On Tenure Track	Not on Tenure Track					
			Multi-year	Annual contract	Less-than-annual contract	Indefinite duration (continuing or at-will)		
Primarily Instruction	1	0	0	1	191	0	0	193
Exclusively credit	1	0	0	1	191	0	0	193
Exclusively not-for-credit	0	0	0	0	0	0	0	0
Combined credit/not-for-credit	0	0	0	0	0	0	0	0
Instruction/research/public service staff	0	0	0	0	1	0	0	1
Research staff	0	0	0	0	0	0	0	0
Public Service staff	0	0	0	0	0	0	0	0
Archivists, Curators, and Museum Technicians 25-2000 + 25-3000 + 25-9000	0	0	0	0	0	0	0	0
Librarians 25-4020	0	0	0	0	0	0	0	0
Library Technicians 25-4030	0	0	0	0	0	0	0	0
Student and Academic Affairs and Other Education Services Occupations 25-2000 + 25-3000 + 25-9000	0	0	0	0	0	0	0	0
Management Occupations 11-0000	0	0	0	0	0	0	2	2
Business and Financial Operations Occupations 13-0000	0	0	0	0	0	0	0	0
Computer, Engineering, and Science Occupations 15-0000 + 17-0000 + 19-0000	0	0	0	0	0	0	3	3
Community, Social Service, Legal, Arts, Design, Entertainment, Sports, and Media Occupations 21-0000 + 23-0000 + 27-0000	0	0	0	0	0	0	1	1
Healthcare Practitioners and Technical Occupations 29-0000	0	0	0	0	0	0	0	0
Service Occupations 31-0000 + 33-0000 + 35-0000 + 37-0000 + 39-0000								0
								50

Sales and Related Occupations 41-0000		
Office and Administrative Support Occupations 43-0000		2
Natural Resources, Construction, and Maintenance Occupations 45-0000 + 47-0000 + 49-0000		0
Production, Transportation, and Material Moving Occupations 51-0000 + 53-0000		0
Graduate Assistants		6
Teaching 25-1191		0
Research		5
Other 11-0000, 13-0000, 15-0000, 17-0000, 19-0000, 21-0000, 23-0000, 27-0000, 25-4000, 25-4010, 25-4020, 25-4030, 25-2000, 25-3000, 25-9000, 29-0000		1
Total		258

Institution: University of Missouri-Kansas City (178402)

User ID: 29C0011

Part H - New Hires, Full-time Instructional Staff by Tenure Status

Number of Newly Hired Full-time Permanent Instructional Staff

(Hired full-time between November 1, 2016 - October 31, 2017)

- Report Hispanic/Latino individuals of any race as Hispanic/Latino
- Report race for non-Hispanic/Latino individuals only
- Include Primarily Instruction and Instruction Combined with Research and Public Service
- Include both medical school and non-medical school staff

Men

Race/ethnicity	With Faculty Status							Total
	Tenured	On Tenure Track	Not on Tenure Track				Without Faculty Status	
			Multi-year	Annual contract	Less-than-annual contract	Indefinite duration (continuing or at-will)		
Nonresident alien	0	1	0	2	0	0	0	3
Hispanic/Latino	0	0	0	0	0	0	0	0
American Indian or Alaska Native	0	0	0	0	0	0	0	0
Asian	0	0	0	0	0	0	0	0
Black or African American	0	0	0	0	0	0	0	0
Native Hawaiian or Other Pacific Islander	0	0	0	1	0	0	0	1
White	0	6	0	8	0	0	0	14
Two or more races	0	0	0	0	0	0	0	0
Race and ethnicity unknown	1	0	0	4	0	0	0	5
Total men	1	7	0	15	0	0	0	23

Women

Race/ethnicity	With Faculty Status							Total
	Tenured	On Tenure Track	Not on Tenure Track				Without Faculty Status	
			Multi-year	Annual contract	Less-than-annual contract	Indefinite duration (continuing or at-will)		
Nonresident alien	0	1	0	3	0	0	0	4
Hispanic/Latino	0	2	0	1	0	0	0	3
American Indian or Alaska Native	0	0	0	0	0	0	0	0

Asian	<input type="text" value="0"/>	<input type="text" value="0"/>	<input type="text" value="0"/>	<input type="text" value="0"/>	<input type="text" value="0"/>	<input type="text" value="0"/>	<input type="text" value="0"/>	0
Black or African American	<input type="text" value="0"/>	<input type="text" value="1"/>	<input type="text" value="0"/>	<input type="text" value="0"/>	<input type="text" value="0"/>	<input type="text" value="0"/>	<input type="text" value="0"/>	1
Native Hawaiian or Other Pacific Islander	<input type="text" value="0"/>	<input type="text" value="0"/>	<input type="text" value="0"/>	<input type="text" value="0"/>	<input type="text" value="0"/>	<input type="text" value="0"/>	<input type="text" value="0"/>	0
White	<input type="text" value="0"/>	<input type="text" value="6"/>	<input type="text" value="0"/>	<input type="text" value="13"/>	<input type="text" value="0"/>	<input type="text" value="0"/>	<input type="text" value="0"/>	19
Two or more races	<input type="text" value="0"/>	<input type="text" value="0"/>	<input type="text" value="0"/>	<input type="text" value="0"/>	<input type="text" value="0"/>	<input type="text" value="0"/>	<input type="text" value="0"/>	0
Race and ethnicity unknown	<input type="text" value="0"/>	<input type="text" value="0"/>	<input type="text" value="0"/>	<input type="text" value="2"/>	<input type="text" value="0"/>	<input type="text" value="0"/>	<input type="text" value="0"/>	2
Total women	0	10	0	19	0	0	0	29
Total (men+women)	1	17	0	34	0	0	0	52

Institution: University of Missouri-Kansas City (178402)

User ID: 29C0011

Part H - New Hires, Full-time Staff by Occupational Category

Number of Newly Hired Full-time Staff

(Hired full-time between November 1, 2016 - October 31, 2017)

- Report Hispanic/Latino individuals of any race as Hispanic/Latino
- Report race for non-Hispanic/Latino individuals only
- Include both medical school and non-medical school staff

Men

Race/ethnicity	<u>Instructional Staff</u> (from Part H, screen 1)	<u>Research staff</u>	<u>Public Service staff</u>	<u>Library and Student and Academic Affairs and Other Education Services Occupations</u> 25-4000 + 25-2000 + 25-3000 + 25-9000
<u>Nonresident alien</u>	3	<input type="text" value="0"/>	<input type="text" value="0"/>	<input type="text" value="0"/>
<u>Hispanic/Latino</u>	0	<input type="text" value="0"/>	<input type="text" value="0"/>	<input type="text" value="0"/>
<u>American Indian or Alaska Native</u>	0	<input type="text" value="0"/>	<input type="text" value="0"/>	<input type="text" value="0"/>
<u>Asian</u>	0	<input type="text" value="0"/>	<input type="text" value="0"/>	<input type="text" value="0"/>
<u>Black or African American</u>	0	<input type="text" value="0"/>	<input type="text" value="0"/>	<input type="text" value="0"/>
<u>Native Hawaiian or Other Pacific Islander</u>	1	<input type="text" value="0"/>	<input type="text" value="0"/>	<input type="text" value="0"/>
<u>White</u>	14	<input type="text" value="1"/>	<input type="text" value="0"/>	<input type="text" value="1"/>
Two or more races	0	<input type="text" value="0"/>	<input type="text" value="0"/>	<input type="text" value="0"/>
<u>Race and ethnicity unknown</u>	5	<input type="text" value="0"/>	<input type="text" value="0"/>	<input type="text" value="0"/>
Total men	23	1	0	1

Women

Race/ethnicity	<u>Instructional Staff</u> (from Part H, screen 1)	<u>Research staff</u>	<u>Public Service staff</u>	<u>Library and Student and Academic Affairs and Other Education Services Occupations</u> 25-4000 + 25-2000 + 25-3000 + 25-9000
Nonresident alien	4	<input type="text" value="1"/>	<input type="text" value="0"/>	<input type="text" value="0"/>
Hispanic/Latino	3	<input type="text" value="0"/>	<input type="text" value="0"/>	<input type="text" value="0"/>
American Indian or Alaska Native	0	<input type="text" value="0"/>	<input type="text" value="0"/>	<input type="text" value="0"/>
Asian	0	<input type="text" value="0"/>	<input type="text" value="0"/>	<input type="text" value="0"/>
Black or African American	1	<input type="text" value="0"/>	<input type="text" value="0"/>	<input type="text" value="1"/>
Native Hawaiian or Other Pacific Islander	0	<input type="text" value="0"/>	<input type="text" value="0"/>	<input type="text" value="0"/>
White	19	<input type="text" value="0"/>	<input type="text" value="0"/>	<input type="text" value="1"/>

Two or more races	0	<input type="text" value="0"/>	<input type="text" value="0"/>	<input type="text" value="0"/>
Race and ethnicity unknown	2	<input type="text" value="0"/>	<input type="text" value="0"/>	<input type="text" value="2"/>
Total women	29	1	0	4
Total (men+women)	52	2	0	5

Institution: University of Missouri-Kansas City (178402)

User ID: 29C0011

Part H - New Hires, Full-time Staff by Occupational Category

Number of Newly Hired Full-time Staff

(Hired full-time between November 1, 2016 - October 31, 2017)

- Report Hispanic/Latino individuals of any race as Hispanic/Latino
- Report race for non-Hispanic/Latino individuals only

Men

Race/ethnicity	<u>Management Occupations</u> 11-0000	<u>Business and Financial Operations Occupations</u> 13-0000	<u>Computer, Engineering, and Science Occupations</u> 15-0000 + 17-0000 + 19-0000	<u>Community, Social Service, Legal, Arts, Design, Entertainment, Sports, and Media Occupations</u> 21-0000 + 23-0000 + 27-0000	<u>Healthcare Practitioners and Technical Occupations</u> 29-0000
<u>Nonresident alien</u>	<input type="text" value="0"/>	<input type="text" value="0"/>	<input type="text" value="2"/>	<input type="text" value="0"/>	<input type="text" value="7"/>
<u>Hispanic/Latino</u>	<input type="text" value="1"/>	<input type="text" value="0"/>	<input type="text" value="0"/>	<input type="text" value="1"/>	<input type="text" value="1"/>
<u>American Indian or Alaska Native</u>	<input type="text" value="0"/>	<input type="text" value="0"/>	<input type="text" value="0"/>	<input type="text" value="0"/>	<input type="text" value="0"/>
<u>Asian</u>	<input type="text" value="0"/>	<input type="text" value="0"/>	<input type="text" value="1"/>	<input type="text" value="0"/>	<input type="text" value="12"/>
<u>Black or African American</u>	<input type="text" value="1"/>	<input type="text" value="0"/>	<input type="text" value="1"/>	<input type="text" value="2"/>	<input type="text" value="2"/>
<u>Native Hawaiian or Other Pacific Islander</u>	<input type="text" value="0"/>	<input type="text" value="0"/>	<input type="text" value="0"/>	<input type="text" value="0"/>	<input type="text" value="0"/>
<u>White</u>	<input type="text" value="7"/>	<input type="text" value="1"/>	<input type="text" value="6"/>	<input type="text" value="11"/>	<input type="text" value="37"/>
<u>Two or more races</u>	<input type="text" value="0"/>	<input type="text" value="0"/>	<input type="text" value="0"/>	<input type="text" value="0"/>	<input type="text" value="2"/>
<u>Race and ethnicity unknown</u>	<input type="text" value="0"/>	<input type="text" value="0"/>	<input type="text" value="1"/>	<input type="text" value="0"/>	<input type="text" value="15"/>
Total men	9	1	11	14	76

Women

Race/ethnicity	<u>Management Occupations</u> 11-0000	<u>Business and Financial Operations Occupations</u> 13-0000	<u>Computer, Engineering, and Science Occupations</u> 15-0000 + 17-0000 + 19-0000	<u>Community, Social Service, Legal, Arts, Design, Entertainment, Sports, and Media Occupations</u> 21-0000 + 23-0000 + 27-0000	<u>Healthcare Practitioners and Technical Occupations</u> 29-0000
<u>Nonresident alien</u>	<input type="text" value="0"/>	<input type="text" value="0"/>	<input type="text" value="0"/>	<input type="text" value="0"/>	<input type="text" value="3"/>
<u>Hispanic/Latino</u>	<input type="text" value="0"/>	<input type="text" value="0"/>	<input type="text" value="0"/>	<input type="text" value="0"/>	<input type="text" value="1"/>
<u>American Indian or Alaska Native</u>	<input type="text" value="0"/>	<input type="text" value="0"/>	<input type="text" value="0"/>	<input type="text" value="0"/>	<input type="text" value="0"/>
<u>Asian</u>	<input type="text" value="0"/>	<input type="text" value="0"/>	<input type="text" value="1"/>	<input type="text" value="0"/>	<input type="text" value="7"/>

Black or African American	<input type="text" value="2"/>	<input type="text" value="0"/>	<input type="text" value="1"/>	<input type="text" value="2"/>	<input type="text" value="2"/>
Native Hawaiian or Other Pacific Islander	<input type="text" value="0"/>	<input type="text" value="0"/>	<input type="text" value="0"/>	<input type="text" value="0"/>	<input type="text" value="0"/>
White	<input type="text" value="3"/>	<input type="text" value="4"/>	<input type="text" value="7"/>	<input type="text" value="24"/>	<input type="text" value="17"/>
Two or more races	<input type="text" value="0"/>	<input type="text" value="0"/>	<input type="text" value="0"/>	<input type="text" value="1"/>	<input type="text" value="1"/>
Race and ethnicity unknown	<input type="text" value="2"/>	<input type="text" value="0"/>	<input type="text" value="6"/>	<input type="text" value="5"/>	<input type="text" value="7"/>
Total women	7	4	15	32	38
Total (men+women)	16	5	26	46	114

Institution: University of Missouri-Kansas City (178402)

User ID: 29C0011

Part H - New Hires, Full-time Staff by Occupational Category**Number of Newly Hired Full-time Staff**

(Hired full-time between November 1, 2016 - October 31, 2017)

- Report Hispanic/Latino individuals of any race as Hispanic/Latino
- Report race for non-Hispanic/Latino individuals only
- Include both medical school and non-medical school staff

Men

Race/ethnicity	<u>Service Occupations</u> 31-0000 + 33-0000 + 35-0000 + 37-0000 + 39-0000	<u>Sales and Related Occupations</u> 41-0000	<u>Office and Administrative Support Occupations</u> 43-0000	<u>Natural Resources, Construction, and Maintenance Occupations</u> 45-0000 + 47-0000 + 49-0000	<u>Production, Transportation, and Material Moving Occupations</u> 51-0000 + 53-0000	Grand Total (All full-time new hires)
<u>Nonresident alien</u>	<input type="text" value="0"/>	<input type="text" value="0"/>	<input type="text" value="0"/>	<input type="text" value="0"/>	<input type="text" value="0"/>	12
<u>Hispanic/Latino</u>	<input type="text" value="0"/>	<input type="text" value="0"/>	<input type="text" value="0"/>	<input type="text" value="0"/>	<input type="text" value="0"/>	3
<u>American Indian or Alaska Native</u>	<input type="text" value="0"/>	<input type="text" value="0"/>	<input type="text" value="0"/>	<input type="text" value="0"/>	<input type="text" value="0"/>	0
<u>Asian</u>	<input type="text" value="0"/>	<input type="text" value="0"/>	<input type="text" value="0"/>	<input type="text" value="0"/>	<input type="text" value="0"/>	13
<u>Black or African American</u>	<input type="text" value="2"/>	<input type="text" value="0"/>	<input type="text" value="0"/>	<input type="text" value="0"/>	<input type="text" value="0"/>	8
<u>Native Hawaiian or Other Pacific Islander</u>	<input type="text" value="0"/>	<input type="text" value="0"/>	<input type="text" value="0"/>	<input type="text" value="0"/>	<input type="text" value="0"/>	1
<u>White</u>	<input type="text" value="3"/>	<input type="text" value="0"/>	<input type="text" value="8"/>	<input type="text" value="1"/>	<input type="text" value="1"/>	91
Two or more races	<input type="text" value="1"/>	<input type="text" value="0"/>	<input type="text" value="0"/>	<input type="text" value="0"/>	<input type="text" value="0"/>	3
<u>Race and ethnicity unknown</u>	<input type="text" value="0"/>	<input type="text" value="0"/>	<input type="text" value="1"/>	<input type="text" value="0"/>	<input type="text" value="0"/>	22
Total men	6	0	9	1	1	153

Women

Race/ethnicity	<u>Service Occupations</u> 31-0000 + 33-0000 + 35-0000 + 37-0000 + 39-0000	<u>Sales and Related Occupations</u> 41-0000	<u>Office and Administrative Support Occupations</u> 43-0000	<u>Natural Resources, Construction, and Maintenance Occupations</u> 45-0000 + 47-0000 + 49-0000	<u>Production, Transportation, and Material Moving Occupations</u> 51-0000 + 53-0000	Grand Total (All full-time new hires)
Nonresident alien	<input type="text" value="0"/>	<input type="text" value="0"/>	<input type="text" value="0"/>	<input type="text" value="0"/>	<input type="text" value="0"/>	8
Hispanic/Latino	<input type="text" value="1"/>	<input type="text" value="0"/>	<input type="text" value="3"/>	<input type="text" value="0"/>	<input type="text" value="0"/>	8

American Indian or Alaska Native	<input type="text" value="0"/>	<input type="text" value="0"/>	<input type="text" value="0"/>	<input type="text" value="0"/>	<input type="text" value="0"/>	0
Asian	<input type="text" value="1"/>	<input type="text" value="0"/>	<input type="text" value="0"/>	<input type="text" value="0"/>	<input type="text" value="0"/>	9
Black or African American	<input type="text" value="1"/>	<input type="text" value="0"/>	<input type="text" value="10"/>	<input type="text" value="0"/>	<input type="text" value="0"/>	20
Native Hawaiian or Other Pacific Islander	<input type="text" value="0"/>	<input type="text" value="0"/>	<input type="text" value="0"/>	<input type="text" value="0"/>	<input type="text" value="0"/>	0
White	<input type="text" value="1"/>	<input type="text" value="0"/>	<input type="text" value="19"/>	<input type="text" value="0"/>	<input type="text" value="0"/>	95
Two or more races	<input type="text" value="0"/>	<input type="text" value="0"/>	<input type="text" value="1"/>	<input type="text" value="0"/>	<input type="text" value="0"/>	3
Race and ethnicity unknown	<input type="text" value="0"/>	<input type="text" value="0"/>	<input type="text" value="4"/>	<input type="text" value="0"/>	<input type="text" value="0"/>	28
Total women	4	0	37	0	0	171
Total (men+women)	10	0	46	1	1	324

Institution: University of Missouri-Kansas City (178402)

User ID: 29C0011

Human Resources Survey Evaluation

Were any staff members difficult to categorize? If so, please explain in the box below.

Institution: University of Missouri-Kansas City (178402)

User ID: 29C0011

Prepared by

The name of the preparer is being collected so that we can follow up with the appropriate person in the event that there are questions concerning the data. The Keyholder will be copied on all email correspondence to other preparers.

The time it took to prepare this component is being collected so that we can continue to improve our estimate of the reporting burden associated with IPEDS. Please include in your estimate the time it took for you to review instructions, query and search data sources, complete and review the component, and submit the data through the Data Collection System.

Thank you for your assistance.

This survey component was prepared by:

<input checked="" type="radio"/>	Keyholder	<input type="radio"/>	SFA Contact	<input type="radio"/>	HR Contact
<input type="radio"/>	Finance Contact	<input type="radio"/>	Academic Library Contact	<input type="radio"/>	Other

Name:

Email:

How many staff from your institution only were involved in the data collection and reporting process of this survey component?

Number of Staff (including yourself)

How many hours did you and others from your institution only spend on each of the steps below when responding to this survey component?

Exclude the hours spent collecting data for state and other reporting purposes.

Staff member	Collecting Data Needed		Revising Data to Match IPEDS Requirements		Entering Data		Revising and Locking Data	
	<input type="text"/>	hours	<input type="text"/>	hours	<input type="text"/>	hours	<input type="text"/>	hours
Your office	<input type="text" value="19.00"/>	hours	<input type="text" value="0.00"/>	hours	<input type="text" value="3.00"/>	hours	<input type="text" value="5.75"/>	hours
Other offices	<input type="text" value="57.00"/>	hours	<input type="text" value="0.00"/>	hours	<input type="text" value="6.00"/>	hours	<input type="text" value="9.50"/>	hours

Institution: University of Missouri-Kansas City (178402)

User ID: 29C0011

Summary**Human Resources Component Summary**

IPEDS collects important information regarding your institution. All data reported in IPEDS survey components become available in the IPEDS Data Center and appear as aggregated data in various Department of Education reports. Additionally, some of the reported data appears specifically for your institution through the College Navigator website and is included in your institution's Data Feedback Report (DFR). The purpose of this summary is to provide you an opportunity to view some of the data that, when accepted through the IPEDS quality control process, will appear on the College Navigator website and/or your DFR. College Navigator is updated approximately three months after the data collection period closes and Data Feedback Reports will be available through the [Data Center](#) and sent to your institution's CEO in November 2017.

Please review your data for accuracy. If you have questions about the data displayed below after reviewing the data reported on the survey screens, please contact the IPEDS Help Desk at: 1-877-225-2568 or ipedshelp@rti.org.

Number of staff by employment status and occupational category: Fall 2017			
Occupational category	Reported values		FTE staff
	Number of full-time staff	Number of part-time staff	
Total number of staff	2,493	857	2,779
Instructional Staff	702	602	903
Primary Instruction	677	595	875
Exclusively credit	677	595	875
Exclusively not-for-credit	0	0	0
Combined credit/not-for-credit	0	0	0
Instruction/research/public service	25	7	27
Research Staff	16	1	16
Public Service Staff	4	6	6
Library and Student and Academic Affairs and Other Education Services Occupations SOC	69	30	79
Librarians, Curators, and Archivists SOC 25-4000	38	0	38
Archivists, Curators, and Museum Technicians SOC 25-4010	4	0	4
Librarians SOC 25-4020	34	0	34
Library Technicians SOC 25-4030	0	0	0
Student and Academic Affairs and Other Education Services Occupations SOC 25-2000 + 25-3000 + 25-9000	31	30	41
Management Occupations SOC 11-0000	284	8	287
Business and Financial Operations Occupations SOC 13-0000	69	2	70
Computer, Engineering, and Science Occupations SOC 15-0000 + 17-0000 + 19-0000	180	27	189

Community, Social Service, Legal, Arts, Design, Entertainment, Sports and Media Occupations SOC 21-0000 + 23-0000 + 27-0000	249	27	258
Healthcare Practitioners and Technical Occupations SOC 29-0000	393	30	403
Service Occupations SOC 31-0000 + 33-0000 + 35-0000 + 37-0000 + 39-0000	134	30	144
Sales and Related Occupations SOC 41-0000	0	55	18
Office and Administrative Support Occupations SOC 43-0000	325	39	338
Natural Resources, Construction, and Maintenance Occupations SOC 45-0000 + 47-0000 + 49-0000	56	0	56
Production, Transportation, and Material Moving Occupations SOC 51-0000 + 53-0000	12	0	12

NOTE: Full-time-equivalent (FTE) staff is calculated by summing the total number of full-time staff and adding one-third of the total number of part-time staff. Graduate assistants are not included in the above figures. Many of the FTE figures may be included in the DFR.

**Salaries of full-time instructional staff by contract length and academic rank:
Academic year 2017-18**

Academic rank	Months Covered by Annual Salary				Total Staff for Salary reporting	Total Number of Months	Salary Outlays	Weighted Average Monthly Salaries
	12 months	11 months	10 months	9 months				
All Ranks	229			426	655	6,582	\$58,285,575	\$8,855
Professor	39			126	165	1,602	\$19,056,402	\$11,895
Associate professor	75			162	237	2,358	\$20,468,893	\$8,681
Assistant professor	87			101	188	1,953	\$15,469,018	\$7,921
Instructor	6			23	29	279	\$1,860,761	\$6,669
Lecturer	12			13	25	261	\$939,020	\$3,598
No academic rank	10			1	11	129	\$491,481	\$3,810

NOTE: The above data are based on the Salary Outlays part of the IPEDS HR component. The Weighted average monthly salaries of full-time instructional staff by academic rank are calculated by adding the salary outlays reported for Men plus Women by academic rank, then dividing the sum by the "Total Number of Months" for Men plus Women by academic rank. Salaries of full-time instructional staff paid less than 9 months per year are not collected. Also, salaries of medical school staff are not collected. The weighted average monthly salaries may be included in the DFR.

Institution: University of Missouri-Kansas City (178402)

User ID: 29C0011

Edit Report

Human Resources

University of Missouri-Kansas City (178402)

Source	Description	Severity	Resolved	Options
--------	-------------	----------	----------	---------

Screen: A1 - FT Instructional, Rank and Tenure - Less-Than-Annual Contract

Upload File	This number is outside the expected range of between 1 and 30 based on the prior year value. Please correct your data or explain. (Error #1387)	Explanation	Yes	
Reason:	There are no with Less than Annual contract faculty to report this year.			

Screen: A1 - FT Instructional, Without Faculty Status

Upload File	This number is outside the expected range of between 1 and 30 based on the prior year value. Please correct your data or explain. (Error #1387)	Explanation	Yes	
Reason:	There are no faculty in this category to report this year.			

Screen: A2 - FT Instructional, Function

Upload File	The total number of full-time non-medical school Instructional staff (Primarily instruction + Instruction/research/public service staff) with a Less-than-annual contract reported by function in Part A (0) is outside the expected range of between 1 and 30 based on the prior year value. Please correct your data or explain. (Error #1564)	Explanation	Yes	
Reason:	There are no with Less than Annual contract faculty to report this year.			

Upload File	The total number of full-time non-medical school Instructional staff (Primarily instruction + Instruction/research/public service staff) without faculty status reported by function in Part A (0) is outside the expected range of between 1 and 30 based on the prior year value. Please correct your data or explain. (Error #1565)	Explanation	Yes	
Reason:	There are no faculty in this category to report this year.			

Screen: B2 - FT Non-instructional, Occupation and Tenure - 1

Upload File	This number is outside the expected range of between 81 and 167 based on the prior year value. Please correct your data or explain. (Error #1387)	Explanation	Yes	
Reason:	This is a result of data cleanup after the implementation of SOC codes.			

Upload File	This number is outside the expected range of between 1 and 30 based on the prior year value. Please correct your data or explain. (Error #1387)	Explanation	Yes	
Reason:	There are no with Less than Annual contract faculty to report this year.			

Upload File	This number is outside the expected range of between 1 and 30 based on the prior year value. Please correct your data or explain. (Error #1387)	Explanation	Yes	
Reason:	There are no On Tenured Track medical school faculty to report this year.			

Upload File	This number is outside the expected range of between 303 and 503 based on the prior year value. Please correct your data or explain. (Error #1387)	Explanation	Yes	
Reason:	This is a result of data cleanup after the implementation of SOC codes.			

Upload File	This number is outside the expected range of between 33 and 67 based on the prior year value. Please correct your data or explain. (Error #1387)	Explanation	Yes	
Reason:	This is a result of data cleanup after the implementation of SOC codes.			

Screen: D - PT Staff, Occupation - 2

Upload File	This number is outside the expected range of between 1 and 30 based on the prior year value. Please correct your data or explain. (Error #1387)	Explanation	Yes	
Reason:	There are no part-time Archivists to report this year.			

Upload File	This number is outside the expected range of between 62 and 126 based on the prior year value. Please correct your data or explain. (Error #1387)	Explanation	Yes	
Reason:	These were medical school pretend/models having various sickness symptoms for clinical courses. SOC was changed from teaching assistants to model (Sales category).			

Upload File	This number is outside the expected range of between 62 and 128 based on the prior year value. Please correct your data or explain. (Error #1387)	Explanation	Yes	
Reason:	These were medical school pretend/models having various sickness symptoms for clinical courses. SOC was changed from teaching assistants to model (Sales category).			

Screen: D - PT Staff, Occupation - 4

Upload File	This number is outside the expected range of between 1 and 30 based on the prior year value. Please correct your data or explain. (Error #1387)	Explanation	Yes	
Reason:	These are medical school pretend/models having various sickness symptoms for clinical courses. SOC was changed from teaching assistants to model (Sales category).			
Upload File	This number is outside the expected range of between 1 and 30 based on the prior year value. Please correct your data or explain. (Error #1387)	Explanation	Yes	
Reason:	There are no part-time Maintenance to report this year.			
Upload File	This number is outside the expected range of between 1 and 30 based on the prior year value. Please correct your data or explain. (Error #1387)	Explanation	Yes	
Reason:	There are no part-time Transport/Moving to report this year.			

Screen: D - Graduate Assistants

Upload File	This number is outside the expected range of between 67 and 139 based on the prior year value. Please correct your data or explain. (Error #1387)	Explanation	Yes	
Reason:	There was a net loss of 16 "Other" graduate students who are now classified Teaching this year.			

Screen: E - PT Staff, Occupation and Tenure - 1

Upload File	This number is outside the expected range of between 19 and 37 based on the prior year value. Please correct your data or explain. (Error #1387)	Explanation	Yes	
Reason:	This is a result of data cleanup after the implementation of SOC codes.			
Upload File	This number is outside the expected range of between 33 and 67 based on the prior year value. Please correct your data or explain. (Error #1387)	Explanation	Yes	
Reason:	This is a result of data cleanup after the implementation of SOC codes.			

Screen: E - PT Staff, Medical School Status - 2

Upload File	This number is outside the expected range of between 1 and 30 based on the prior year value. Please correct your data or explain. (Error #1387)	Explanation	Yes	
Reason:	These are medical school pretend/models having various sickness symptoms for clinical courses. SOC was changed from teaching assistants to model (Sales category).			