



University of Missouri System

Facts and Figures

Vision Statement

Our vision is to advance the opportunities for success and well-being for Missouri, our nation and the world through transformative teaching, research, innovation, and engagement.

Our Mission

The mission of the University of Missouri System, as a land-grant university and Missouri's only public research and doctoral-level institution, is to achieve excellence in the discovery, dissemination, preservation and application of knowledge.

With an unwavering commitment to academic freedom and freedom of expression, the university educates students to become leaders, promotes lifelong learning by Missouri's citizens, fosters meaningful research and creative works, and serves as a catalyst for innovation, thereby advancing the educational, health, and economic interests to benefit the people of Missouri, the nation, and the world.

History

The University of Missouri System has provided teaching, research and service to Missouri since 1839. The university, the first publicly supported institution of higher education to be established in the Louisiana Purchase territory, was shaped in accordance with the ideals of Thomas Jefferson, an early proponent of higher education.

The university remained a single campus until the School of Mines and Metallurgy was established in Rolla in 1870. In the same year, the university assumed land-grant responsibilities of providing higher education opportunities for all citizens.

In 1963, the university again expanded to better serve Missouri by founding a new campus in St. Louis and acquiring the University of Kansas City, creating the present four-campus system.

Today, the University of Missouri System is one of the nation's largest higher education institutions, with more than 68,000 students on four university campuses and an extension program with activities in every county of the state.

Stats

University locations

- University of Missouri-Columbia (MU)
- University of Missouri-Kansas City (UMKC)
- Missouri University of Science & Technology (S&T)
- University of Missouri-St. Louis (UMSL)

Enrollment, fall 2024

MU	31,543
UMKC	14,732
Missouri S&T	7,154
UMSL	14,736
Total	68,165

Total degrees awarded, FY24: 19,910

Total faculty, fall 2023: 5,530
(67.6% full time, 32.4% part time)

Total staff, fall 2023: 19,330
(75% full time, 25% part time)

Total graduate assistants, fall 2023: 2,917

Total student financial aid, FY24: \$380.1 million

Net book value of capital assets, FY24:
\$4.0 billion

Grants and contracts revenue, FY24

(includes state, industry, foundations, other universities and states, not-for-profit organizations and trade associations)

Federal	\$262 million
Other	\$318 million
Total	\$580 million

Total gifts, FY24: \$208.1 million

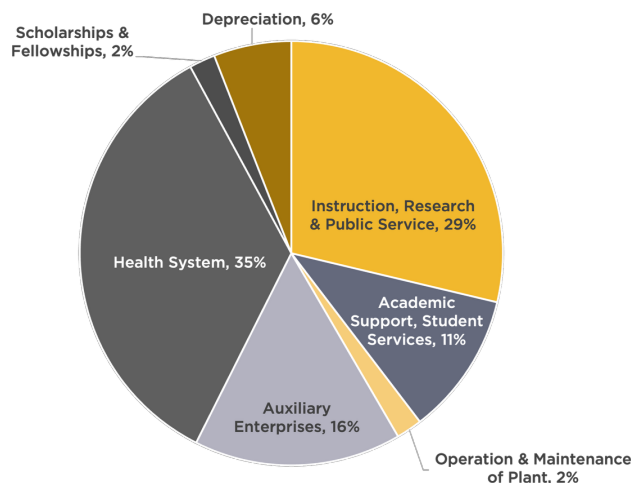
(includes unrestricted private gifts, capital gifts and private gifts for endowment)

Endowment and similar funds, FY24:

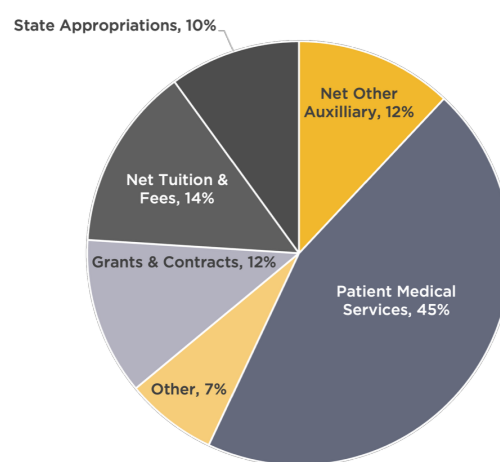
\$2.3 billion, market value

Financial Stability

Total Operating Expenses by Function, FY24: \$4.65 billion



Total Operating Revenues, FY24: \$4.72 billion



Tuition Rates Per Credit Hour, 2024-2025

	Tier 1 Tuition Rates for MO Residents		Tier 1 Tuition Rates for Non-Residents	
	Undergraduate	Graduate	Undergraduate	Graduate
MU	\$455.00	\$525.00	\$1162.00	\$1,312.50
UMKC	\$391.65	\$512.40	\$1,021.65	\$1,286.25
Missouri S&T	\$455.00	\$567.00	\$1064.00	\$1,030.00
UMSL	\$504.00	\$645.00	\$1,254.00	\$1,533.00

The information above represents the per credit hour rate for a full-time student, at 15 credit hours. This rate applies to the lowest tier; additional tier rates can be found on the cashier's website. UMSL's listed rates include mandatory fees. Please note that all educational and other fees are subject to change at any time.

Students from out-of-state counties contiguous to the counties in which UMKC and UMSL are located pay the same fees as Missouri residents to attend those universities.

University of Missouri Health Care

Patient origin

All 114 Missouri counties, as well as several states and foreign countries.

Statistics, FY24

Births	3,201
Clinic visits	1,173,337
Discharges	32,757
Emergency room visits	114,017
Pharmacy orders (Doses)	6,988,881
Surgery cases	34,093
Radiological exams and treatments	328,082
Laboratory tests	3,241,064

Health care providers

- University Hospital
- MU Health Care Clinics
- Ellis Fischel Cancer Center
- Missouri Orthopaedic Institute
- Missouri Psychiatric Institute
- Women's and Children's Hospital

Services and Facilities

- Mid-Missouri's only Level I Trauma Center
- Helicopter service
- Burn intensive care unit
- High-risk obstetrics
- Comprehensive children's services
- Comprehensive cancer center
- Minimally invasive surgery
- Orthopaedic surgery
- Cardiovascular services
- Behavioral health
- Gastrointestinal services
- Neurosciences
- Fertility and reproductive health program

The Curators of the University of Missouri



Todd P. Graves
District 6, Chair
Edgerton
Term expires Jan. 1, 2027



Michael A. Williams
District 5, Vice Chair
Kansas City
Term expires Jan. 1, 2025



Robert D. Blitz
District 2
St. Louis
Term expires Jan. 1, 2029



Robert Fry
District 4
Greenwood
Term expires Jan. 1, 2027



Lyda Krewson
District 1
St. Louis
Term expires Jan. 1, 2027



Jeffrey L. Layman
District 7
Springfield
Term expires Jan. 1, 2023



Blaine Luetkemeyer
At-large Member
St. Elizabeth
Term expires Jan. 1, 2031



John M. Raines
District 8
Senath
Term expires Jan. 1, 2031



Jeanne C. Sinquefield
District 3
Westphalia
Term expires Jan. 1, 2029

The University of Missouri System is governed by a nine-member volunteer board of curators, appointed by the governor and confirmed by the Missouri Senate. Curators serve six-year terms.

Members must be citizens of the United States and residents of Missouri for a minimum of two years prior to appointment. No more than two curators are appointed from each congressional district. No more than five curators may belong to any one political party.

A student representative serves a two-year term, and is also appointed by the governor and confirmed by the senate.

Administration



Mun Y. Choi
President,
University of Missouri

- **C. Mauli Agrawal**, Chancellor, University of Missouri-Kansas City
- **Richard Barohn**, Executive Vice Chancellor for Health Affairs, University of Missouri Health Care
- **Ben Canlas**, Vice President, Office of Information Technology
- **Mohammad Dehghani**, Chancellor, Missouri University of Science and Technology
- **Marsha Fischer**, Vice President of Human Resources, Chief Human Resources Officer, and Chief Equal Opportunity Officer
- **Valerie Slayton**, Secretary to the Board of Curators
- **Stephanie McClelland**, Chief Online Learning and Technology Officer, Office of eLearning
- **Chadwick Higgins**, Chief Engagement Officer, Office of Engagement and Outreach
- **Mark Menghini**, General Counsel, Office of the General Counsel
- **John Middleton**, Associate Vice President for Academic Affairs and Chief of Staff, MU; UM System and MU Marketing & Communications (Interim Assignment)
- **Jim Grimes**, Chief Audit and Compliance Officer, Office of the Board of Curators
- **Ryan Rapp**, Executive Vice President of Finance and Operations
- **Dustin Schneiders**, Assistant Vice President of Government Relations
- **Kristin Sobolik**, Chancellor, University of Missouri-St. Louis

UM System's Statewide Reach

Students from Missouri, FY24: 58,862

(74.5% of total enrolled)

Alumni in Missouri, 2024: 322,794

Alumni in Missouri in key categories

Agriculture	23,101
Dentistry	2,845
Engineering	38,229
Health professions	14,162
Law	10,233
Medicine	6,569
Nursing	15,188
Optometry	654
Pharmacy	2,689
Veterinary medicine	2,234

Employees and retirees living in Missouri,

2024: 43,446

(\$2.2 billion in employee salary and retirement income returning to the state)

State tax revenue generated by Missouri by university employees and retirees, FY23:

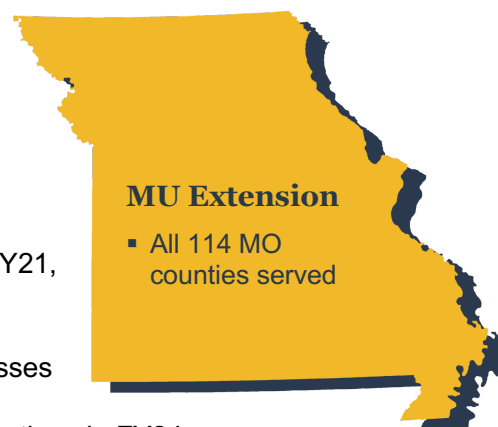
\$61.4 million

Construction and design project contracts awarded in Missouri, 2024:

569 projects, \$251.4 million

Economic and Community Development

- Generated more than \$6.5 billion in economic impact for the state in FY21, which represents direct spending in Missouri (\$2.5B) and indirect spending (\$4.0B) occurring as a result of the presence of UM System.
- In FY23, Business Development Specialists worked with small businesses and entrepreneurs statewide to create or retain 98,527 jobs.
- UM System was issued 29 patents and filed 69 new U.S. patent applications in FY24.
- Between FY18 and FY23, UM System brought Missouri more than \$1.58 billion in federal and private research funds, funded primarily from outside the state, but spent within the state.
- MOREnet (Missouri Research and Education Network) provides internet connectivity, access, support and training to 58 higher education institutions (230,000 students), 484 K-12 school districts (830,000 students) and 134 public libraries (serving nearly 3 million Missourians) in 2023.



Admissions



230 Jesse Hall
Columbia, MO 65211
Phone: (573) 882-7786
(800) 225-6075
toll free in MO, IL, KS
Email: mu4u@missouri.edu
Web: admissions.missouri.edu



106 Parker Hall
300 W. 13th Street
Rolla, MO 65409
Phone: (573) 341-4165
(800) 522-0938
Email: admissions@mst.edu
Web: futurestudents.mst.edu



120 Administrative Center
5115 Oak Street
Kansas City, MO 64112
Phone: (816) 235-1111
(800) 775-8652
Email: admit@umkc.edu
Web: umkc.edu/admissions



351 Millennium Student Center
One University Blvd.
St. Louis, MO 63121
Phone: (314) 516-5451
(888) 462-8675
Email: admissions@umsl.edu
Web: umsl.edu/admissions

Additional information and references

This document includes data retrieved from [Institutional Research](#), [Financial and Compliance Reports](#), [Impact Report](#) and [Economic Impact](#).