

IPEDS 2025-26 Data Collection System

IPEDS HELP DESK (877) 225-2568 | ipedshelp@rti.org
OMB NO. 1850-0582 v.33 : Approval Expires 8/31/2027
User ID: 29C0011

Cost II 2025-26

Section 2: 2024-25 Data

Institution: Missouri University of Science and Technology (178411)

User ID: 29C0011

Overview

Cost Overview

The purpose of the Cost (CST) component is to collect information on student charges for Cost of Attendance estimates and to calculate an Average Net Price (ANP) for first-time, full-time undergraduate students to meet requirements of the Higher Education Act of 1965 (HEA), as amended. This component also collects information on tuition and fees for other groups of students.

Much of the data reported on CST appear on College Navigator, which is updated only one time after CST data have been reviewed by NCES. Therefore, any data reporting errors may stay on College Navigator for a full year.

Additionally, the ANP calculation has important implications for what students see about your institution, and also for the College Affordability and Transparency Center lists.

Data Reporting Reminder:

- Report data to accurately reflect the time period corresponding with the IPEDS survey component, even if such reporting is seemingly inconsistent with prior-year reporting.

Changes to reporting:

- No changes for the 2025-26 data collection period.

Resources:

- To download the survey materials for this component: [Survey Materials](#)
- To access your prior year data submission for this component: [Reported Data](#)

If you have questions about completing this survey, please contact the IPEDS Help Desk at 1-877-225-2568.

Institution: Missouri University of Science and Technology (178411)

User ID: 29C0011

Screening Questions

Data changed on this page cannot be saved and therefore will not be changed in the Winter Collection Periods.**1. Does your institution offer institutionally-controlled housing (on-campus and/or off-campus)?***If you answer **Yes** to this question, you will be expected to specify a housing capacity, and to report a housing charge or a combined food and housing charge.*

- ☐ No
☒ Yes

Specify housing capacity for academic year 2025-26**2. Are all full-time, first-time degree/certificate-seeking students required to live on campus or in institutionally controlled housing?***This is only a screening question, and your response does not show up on College Navigator.**If you answer **Yes** to this question, you will not be asked to report off-campus food and housing in the cost of attendance. If you make **ANY** exceptions to this rule, please answer **No** so that this does not cause conflicts with the average net price calculation. Misreporting may lead to an inaccurate average net price calculation for your institution.*

- ☒ No
☐ Yes, and we do not make **ANY** (even one) exceptions to this rule

3. Does your institution charge different tuition rates for in-district, in-state, or out-of-state students?*If you answer **Yes** to this question, you will be expected to report different tuition amounts for in-district, in-state, and out-of-state students (as applicable).*Only select **YES** if you charge different tuition by students' residence status. You should not select **YES** and then report the same tuition rate 3 times.

- ☐ No
☒ Yes, please check all tuition rates charged by your institution
- ☐ In-district
☒ In-state
☒ Out-of-state

4. Do you offer food or meal plans to your students?*If you answer **Yes** to this question, you will be expected to report a food charge or combined food and housing charge (C10).*

- ☐ No
☐ Yes - Enter the number of meals per week for the meal plan with the largest number of meals available
- ☒ Yes - Number of meals per week can vary (e.g., students charge meals against a meal card)

5. Does your institution charge an application fee?

- ☐ No
☒ Yes - select checkboxes for the student level(s) that have an application fee and report the amount of application fee(s) in Section 1 Part A.
- ☐ Undergraduate programs
☒ Graduate programs (not including Doctor's-Professional practice)

6. For institutions that charge an application fee, can the application fee be waived for applicants that demonstrate financial need?

- ☒ No
☐ Yes (please indicate for which level(s) application fee can be waived)
- ☐ Undergraduate programs
☐ Graduate programs (not including Doctor's-Professional practice)

7. Indicate whether or not your institution participates in a Promise program.

- ☐ No
☒ Yes

8. Indicate whether or not any of the following alternative tuition plans are offered by your institution.

- ☐ No
☒ Yes [Check all that apply]
- ☐ Tuition guarantee
☐ Prepaid tuition plan
☒ Tuition payment plan
☐ Other (specify in box below)

9. For the purposes of awarding institutional financial aid, does your institution require asset information from students who qualify for the exemption from asset reporting on the


FAFSA form?

- ☒ No
☐ Yes

10. For the purpose of awarding institutional financial aid, does your institution require additional financial information separate from the FAFSA form?

- ☒ No
☐ Yes (please include a website link to where your institution's website explains what additional financial information is required.)

Link URL:

 You may use the box below to provide additional context for the data you have reported above. Context notes will be posted on the College Navigator website. Therefore, you should write all context notes using proper grammar (e.g., complete sentences with punctuation) and common language that can be easily understood by students and parents (e.g., spell out acronyms).


Institution: Missouri University of Science and Technology (178411)


User ID: 29C0011

Section 1 - Student Charges: Part A - Application fees

Data changed on this page cannot be saved and therefore will not be changed in the Winter Collection Periods.

If the institution charges an application fee, indicate the amount.

	 Amount	Prior year
Graduate application fee (not including Doctor's-Professional practice)	<div>55</div>	55

 You may use the box below to provide additional context for the data you have reported above. Context notes will be posted on the College Navigator website. Therefore, you should write all context notes using proper grammar (e.g., complete sentences with punctuation) and common language that can be easily understood by students and parents (e.g., spell out acronyms).

Institution: Missouri University of Science and Technology (178411)


User ID: 29C0011

Section 1 - Student Charges: Part B - Cost of attendance for full-time, first-time undergraduate students

Reporting Reminders:

- These data will be made available to the public on College Navigator. If your institution participates in any Title IV programs (Federal Pell Grant, Federal Direct Loan, etc.), all information must be reported.
- For current year amounts: Please enter the amounts below.
- For prior year amounts: Please review the amounts below for accuracy and consistency with your institution's records and edit if needed. These data will be made available to the public on College Navigator.
- Estimates of expenses for books and supplies, food and housing, and other expenses are those from the Cost of Attendance report used by the financial aid office in determining financial need.

Charges for full academic year	2022-23	2023-24	2024-25	2025-26		
<u>Tuition</u> and <u>required fees</u> :					Tuition Guarantee (check only if applicable to entering students in 2025-26)	Guaranteed increase %
<u>In-district</u>						
Tuition	9,696	<input checked="" type="checkbox"/> 13,008	13,656	14,328	<input type="checkbox"/>	
Required fees	1,669	1,270	1,328	1,418	<input type="checkbox"/>	
Tuition + fees total	11,365	14,278	14,984	15,746		
<u>In-state</u>						
Tuition	9,696	<input checked="" type="checkbox"/> 13,008	13,656	14,328	<input type="checkbox"/>	
Required fees	1,669	1,270	1,328	1,418	<input type="checkbox"/>	
Tuition + fees total	11,365	<input checked="" type="checkbox"/> 14,278	14,984	15,746		
<u>Out-of-state</u>						
Tuition	28,140	30,408	31,920	33,516	<input type="checkbox"/>	
Required fees	1,669	1,270	1,328	1,418	<input type="checkbox"/>	
Tuition + fees total	29,809	31,678	33,248	34,934		
<u>Books and supplies</u>	832	886	<input checked="" type="checkbox"/> 488	<input checked="" type="checkbox"/> 720		
<u>On-campus</u> :						
<u>Food and housing</u>	11,248	11,762	12,862	13,422		
<u>Other expenses</u>	2,472	2,634	2,342	2,414		
Food and housing and other expenses total	13,720	14,396	15,204	15,836		
<u>Off-campus (not with family)</u> :						
<u>Food and housing</u>		<input checked="" type="checkbox"/>	8,822	9,086		
<u>Other expenses</u>		<input checked="" type="checkbox"/>	2,342	2,946		
Food and housing and other expenses total			11,164	12,032		
<u>Off-campus (with family)</u> :						
<u>Food and housing</u>			<input checked="" type="checkbox"/> 4,276	<input checked="" type="checkbox"/> 4,396		
<u>Other expenses</u>	2,472	2,634	2,342	<input checked="" type="checkbox"/> 3,966		
Food and housing and other expenses total	2,472	2,634	6,618	8,362		

 You may use the box below to provide additional context for the data you have reported above. Context notes will be posted on the College Navigator website. Therefore, you should write all context notes using proper grammar (e.g., complete sentences with punctuation) and common language that can be easily understood by students and parents (e.g., spell out acronyms).

- ☐ Non-applicable
- ☒ The Cost of Attendance varies by program.
- ☐ The Cost of Attendance or tuition and fee methodology changed from last year.
- ☐ We allow special Cost of Attendance allowance additions for some programs and student categories.
- ☒ Cost of Attendance updates are based on a recent (prior or current year) cost survey.
- ☒ Tuition and fees, and Cost of Attendance components vary by campus location.

- ☐ This is a U.S. Service Academy. All costs are covered, and students receive a stipend in exchange for a U.S. Armed Forces service commitment.
- ☒ First-year students must live on campus.
- ☐ The Tuition and Fees includes the estimated cost of a computer required for all students.
- ☐ The Tuition and Fees includes the cost of books and supplies.
- ☐ The Books and Supplies includes the estimated cost of a computer required for all students.
- ☒ The Cost of Attendance (COA) is based on a weighted average of student living arrangement categories while enrolled.
- ☐ The Cost of Attendance (COA) is based on a weighted average of costs for all students across Title IV eligible programs.

☐ Other


Institution: Missouri University of Science and Technology (178411)

User ID: 29C0011

Section 1 - Student Charges: Part C - Tuition and Required Fees by Level (Undergraduate and Graduate [not including Doctor's-Professional practice])

Data changed on this page cannot be saved and therefore will not be changed in the Winter Collection Periods.*When reporting for graduate students, **do not include** tuition for Doctor's-Professional students. This will be collected separately.*

Average tuition and required fees to all students in each category for the full academic year 2025-26 should be included (not just first-time, full-time undergraduate students).						
Undergraduate students (all)	In-district	Prior year	In-state	Prior year	Out-of-state	Prior year
Full-time						
Tuition	14,328	13,656	14,328	13,656	33,516	31,920
Required fees	1,418	1,328	1,418	1,328	1,418	1,328
Part-time						
Tuition (per credit hour charges)	597	569	597	569	1,397	1,330
Required fees	258	237	258	237	258	237
Graduate students (not including Doctor's-Professional practice)	In-district	Prior year	In-state	Prior year	Out-of-state	Prior year
Full-time						
Tuition	14,016	13,608	14,016	13,608	25,464	24,720
Required fees	1,427	1,336	1,427	1,336	1,427	1,336
Part-time						
Tuition (per credit hour charges)	584	567	584	567	1,061	1,030
Required fees	262	241	262	241	262	241

 You may use the box below to provide additional context for the data you have reported above. Context notes will be posted on the College Navigator website. Therefore, you should write all context notes using proper grammar (e.g., complete sentences with punctuation) and common language that can be easily understood by students and parents (e.g., spell out acronyms).

Part-time Required Fees shown are for the first credit hour (non-online) taken and is the minimum amount a student will pay. Please refer to the Cashier's Office webpage for details.

User ID: 29C0011

Data changed on this page cannot be saved and therefore will not be changed in the Winter Collection Periods.

 You may use the box below to provide additional context for the data you have reported above. Context notes will be posted on the College Navigator website. Therefore, you should write all context notes using proper grammar (e.g., complete sentences with punctuation) and common language that can be easily understood by students and parents (e.g., spell out acronyms).

Institution: Missouri University of Science and Technology (178411)

User ID: 29C0011

Section 2 - Financial Aid Data : Part A - Establish Your Student Counts

Part A - Establish Your Student Counts

Instructions:

In the fields below, report the number of full-time, first-time degree/certificate-seeking undergraduate students enrolled in Fall 2024.

Reporting Reminders:

- Part A establishes student counts.
- The numbers on this screen are carried forward to other parts of the Cost survey component and checked for consistency with data reported in other survey components.

		CURRENT REPORTED DATA	PRIOR REPORTED DATA
		Fall 2024	Fall 2023
01	All full-time, first-time degree/certificate-seeking undergraduate students	<div>1,255</div>	1,187
02	Of those on line 01, those (paying the lower of in-state or in-district tuition rate) who were awarded grant or scholarship aid from the federal government, state/local government, or the institution	<div>926</div>	872
03	Of those on line 01, those (paying the lower of in-state or in-district tuition rate) who were awarded any <u>Title IV federal student aid</u>	<div>551</div>	510

Institution: Missouri University of Science and Technology (178411)

User ID: 29C0011

Section 2 - Financial Aid Data: Part B - full-time, first-time degree/certificate-seeking undergraduate students

Part B – Number of full-time, first-time degree/certificate-seeking undergraduate students paying different tuition rates

Instructions:

- In the fields below, report the number of full-time, first-time degree/certificate-seeking undergraduate students enrolled in Fall 2024 paying the lower of in-state or in-district tuition rate. If your institution does not offer different rates, report all students as paying in-state tuition rates.

Information from Part A		Fall 2024		
01	Full-time, first-time degree/certificate-seeking undergraduate students (This number is carried forward from Part A, Line 01)	1,255		
Full-time, first-time students:		YOUR CURRENT YEAR DATA		YOUR PRIOR YEAR DATA
		Fall 2024		Fall 2023
		Number of students	Percentage of students	Percentage of students
02	<u>paying in-district tuition rates</u>	<input type="text" value="0"/>	0	0
03	<u>paying in-state tuition rates</u>	<input type="text" value="934"/>	74	75
04	<u>paying out-of-state tuition rates</u>	<input type="text" value="321"/>	26	25
05	Unknown (calculated value) This value is calculated using the following formula: [Line 01-(Line 02 +Line 03 +Line 04)]	<input type="text" value="0"/>	0	0

Institution: Missouri University of Science and Technology (178411)


User ID: 29C0011

Section 2 - Financial Aid Data: Part C - full-time, first-time degree/certificate-seeking undergraduate students Awarded Grant & Scholarship Aid**Part C - Enter information about full-time, first-time degree/certificate-seeking undergraduate students paying the lower of in-state or in-district tuition rate who were awarded grant or scholarship aid from the following sources: the federal government, state/local government, or the institution**

Reporting Reminders:

- **The information you report in this part will be used in Section 3 to calculate an institutional average net price (ANP)**
- Do not include students who received HEERF grants only.
- For this part, report:
 - **Students:** Full-time, first-time degree/certificate-seeking undergraduate students enrolled in Fall 2024 for the 2024-25 academic year as defined by the institution paying the lower of in-state or in-district tuition rate who were awarded grant or scholarship aid from the following sources: the federal government, state/local government, or the institution (Do not include students awarded only grant or scholarship aid from private or other sources, or students awarded only non-grant aid)
 - **Aid Types:** Grant or scholarship aid from the federal government, state/local government, and/or the institution. (Do not include grant or scholarship aid from private or other sources, parent PLUS loans, federal student loans, private loans, HEERF grants, and/or Federal Work Study amounts)
 - **Award period:** Any time during academic year 2024-25, including cross-over financial aid award periods assigned to the 2024-25 academic year.

Information from Part A:		PRIOR REPORTED DATA Fall 2022	PRIOR REPORTED DATA Fall 2023	CURRENT REPORTED DATA Fall 2024
01	Full-time, first-time degree/certificate-seeking undergraduate students paying the lower of in-state or in-district tuition rate who were awarded grant or scholarship aid from the following sources: the federal government, state/local government, or the institution (This number is carried forward from Part A, Line 02)	<input type="text" value="838"/>	<input type="text" value="872"/>	<input type="text" value="926"/>
Report the number of these students from Part A, Line 02 with the following living arrangements:		PRIOR REPORTED DATA Fall 2022	PRIOR REPORTED DATA Fall 2023	CURRENT REPORTED DATA Fall 2024
02	<u>On-campus</u>	<input type="text" value="826"/>	<input type="text" value="855"/>	<input type="text" value="715"/>
03	<u>Off-campus (with family)</u>	<input type="text" value="12"/>	<input type="text" value="17"/>	<input type="text" value="25"/>
04	<u>Off-campus (not with family)</u>	<input type="text" value="0"/>	<input type="text" value="0"/>	<input checked="" type="checkbox"/> <input type="text" value="186"/>
05	Unknown (calculated) This value is calculated using the following formula: Line 01 - (Line 02 +Line 03 +Line 04)	<input type="text" value="0"/>	<input type="text" value="0"/>	<input type="text" value="0"/>
06	Report the total amount of grant or scholarship aid from the federal government, state/local government, or the institution awarded to these students. Do not include HEERF grants.	Award period 2022-23	Award period 2023-24	Award period 2024-25
		<input type="text" value="9,504,997"/>	<input type="text" value="10,433,251"/>	<input type="text" value="11,942,049"/>
07	Average grant or scholarship aid from the federal government, state/local government, or the institution awarded to full-time, first-time degree/certificate undergraduate students (calculated value). This value is calculated using the following formula: Line 06/Line 01	<input type="text" value="11,342"/>	<input type="text" value="11,965"/>	<input type="text" value="12,896"/>

 You may use the box below to provide additional context for the data you have reported above. Context notes will be posted on the College Navigator website. Therefore, you should write all context notes using proper grammar (e.g., complete sentences with punctuation) and common language that can be easily understood by students and parents (e.g., spell out acronyms).

Institution: Missouri University of Science and Technology (178411)

User ID: 29C0011

Section 2 - Financial Aid Data: Part D - full-time, first-time degree/certificate-seeking undergraduate students Awarded Title IV Aid

Full-time, first-time degree/certificate-seeking undergraduate students paying the lower of in-state or in-district tuition rate awarded any Title IV federal student aid.

Reporting Reminders:

- The information you report in this part will be used in Section 3 to calculate an institutional average net price (ANP) by income level.
- Do not include students who received HEERF grants only.
- For this part, report:
 - **Students:** Full-time, first-time degree/certificate-seeking undergraduate students enrolled Fall 2024 for the 2024-25 academic year as defined by the institution paying the lower of in-state or in-district tuition rate who were awarded any Title IV federal student aid


Information from Part A:		PRIOR REPORTED DATA Fall 2022	PRIOR REPORTED DATA Fall 2023	CURRENT REPORTED DATA Fall 2024
01	Full-time, first-time degree/certificate-seeking undergraduate students paying the lower of in-state or in-district tuition rate who were awarded any Title IV federal student aid (This number is carried forward from Part A, Line 03) Report the number of these students with the following living arrangements:	<input type="text" value="468"/>	<input type="text" value="510"/>	551
Report the number of these students from Part A, Line 01 with the following living arrangements:		PRIOR REPORTED DATA Fall 2022	PRIOR REPORTED DATA Fall 2023	CURRENT REPORTED DATA Fall 2024
		2022-23	2023-24	2024-25
02	<u>On-campus</u>	<input type="text" value="457"/>	<input type="text" value="487"/>	<input type="text" value="434"/>
03	<u>Off-campus (with family)</u>	<input type="text" value="11"/>	<input type="text" value="14"/>	<input type="text" value="13"/>
04	<u>Off-campus (not with family)</u>	<input type="text" value="0"/>	<input type="text" value="0"/> <input checked="" type="checkbox"/>	<input type="text" value="104"/>
05	Unknown (calculated) This value is calculated using the formula: [Line 01 - (Line 02 + Line 03 + Line 04)]	0	9	0

Full-Time, First-Time Degree/Certificate Undergraduates Awarded Title IV Aid

		Number of students awarded any Title IV aid	Of those in Column 1, the number awarded any grant or scholarship aid from the following sources: the federal government, state/local government, or the institution	For those in Column 1, the total amount of grant or scholarship aid awarded from the following sources: the federal government, state/local government, or the institution	i Average amount of federal, state/local, and institutional grant or scholarship aid awarded to students in Column 1
2022-23					
Income level		Col. 1	Col. 2	Col. 3	Col. 4
01	\$0-30,000	<input type="text" value="77"/>	<input type="text" value="74"/>	<input type="text" value="1,241,454"/>	16,123
02	\$30,001-48,000	<input type="text" value="56"/>	<input type="text" value="56"/>	<input type="text" value="857,946"/>	15,320
03	\$48,001-75,000	<input type="text" value="95"/>	<input type="text" value="95"/>	<input type="text" value="1,241,438"/>	13,068
04	\$75,001-110,000	<input type="text" value="86"/>	<input type="text" value="86"/>	<input type="text" value="818,095"/>	9,513
05	\$110,001 and more	<input type="text" value="154"/>	<input type="text" value="152"/>	<input type="text" value="1,400,700"/>	9,095
06	Total all income levels	468	463	5,559,633	11,880

		Number of students awarded any Title IV aid	Of those in Column 1, the number awarded any grant or scholarship aid from the following sources: the federal government, state/local government, or the institution	For those in Column 1, the total amount of grant or scholarship aid awarded from the following sources: the federal government, state/local government, or the institution	i Average amount of federal, state/local, and institutional grant or scholarship aid awarded to students in Column 1
2023-24					
Income level		Col. 1	Col. 2	Col. 3	Col. 4
01	\$0-30,000	<input type="text" value="81"/>	<input type="text" value="81"/>	<input type="text" value="1,483,846"/>	18,319
02	\$30,001-48,000	<input type="text" value="65"/>	<input type="text" value="65"/>	<input type="text" value="1,118,281"/>	17,204
03	\$48,001-75,000	<input type="text" value="72"/>	<input type="text" value="72"/>	<input type="text" value="1,144,877"/>	15,901
04	\$75,001-110,000	<input type="text" value="97"/>	<input type="text" value="97"/>	<input type="text" value="1,066,032"/>	10,990
05	\$110,001 and more	<input type="text" value="195"/>	<input type="text" value="191"/>	<input type="text" value="1,782,976"/>	9,143
06	Total all income levels	510	506	6,596,012	12,933

		Number of students awarded any Title IV aid	Of those in Column 1, the number awarded any grant or scholarship aid from the following sources: the federal government, state/local government, or the institution	For those in Column 1, the total amount of grant or scholarship aid awarded from the following sources: the federal government, state/local government, or the institution	1 Average amount of federal, state/local, and institutional grant or scholarship aid awarded to students in Column 1
2024-25					
Income level		Col. 1	Col. 2	Col. 3	Col. 4
01	\$0-30,000	<input type="text" value="73"/>	<input type="text" value="73"/>	<input type="text" value="1,316,230"/>	<input checked="" type="checkbox"/> 18,031
02	\$30,001-48,000	<input type="text" value="58"/>	<input type="text" value="58"/>	<input type="text" value="1,150,223"/>	19,831
03	\$48,001-75,000	<input type="text" value="94"/>	<input type="text" value="94"/>	<input type="text" value="1,663,152"/>	17,693
04	\$75,001-110,000	<input type="text" value="94"/>	<input type="text" value="94"/>	<input type="text" value="1,215,298"/>	12,929
05	\$110,001 and more	<input type="text" value="232"/>	<input type="text" value="229"/>	<input type="text" value="2,340,338"/>	10,088
06	Total all income levels	551	548	7,685,241	13,948

 You may use the box below to provide additional context for the data you have reported above. Context notes will be posted on the College Navigator website. Therefore, you should write all context notes using proper grammar (e.g., complete sentences with punctuation) and common language that can be easily understood by students and parents (e.g., spell out acronyms).


Institution: Missouri University of Science and Technology (178411)

User ID: 29C0011

Section 3 - Average Net Price: Part A - Net Price for full-time, first-time degree/certificate-seeking undergraduate students Awarded Grant & Scholarship Aid**Part A – Average net price calculation for full-time, first-time degree/certificate-seeking undergraduate students paying the lower of in-state or in-district tuition rate awarded grant or scholarship aid from the federal government, state/local government, or the institution****Note:**

- The following average net price (ANP) values are calculated by the IPEDS Data Collection System and based on Cost of Attendance (COA) and selected financial aid information reported in Sections 1 and 2, respectively, of the Cost survey component. For more information about the data your institution reported in Sections 1 and 2, please contact your institution's IPEDS Keyholder.

Cost of attendance components			PRIOR REPORTED DATA	PRIOR REPORTED DATA	CURRENT REPORTED DATA
			2022-23	2023-24	2024-25
01	Tuition and required fees (lower of in-state or in-district tuition rate)		11,365	14,278	14,984
02	Books and supplies		832	886	488
	Food and housing and other expenses by living arrangement				
03		On-campus	13,720	14,396	15,204
04		Off-campus (with family)	2,472	2,634	6,618
05		Off-campus (not with family)			11,164
Number of these students by living arrangement			PRIOR REPORTED DATA	PRIOR REPORTED DATA	CURRENT REPORTED DATA
			2022-23	2023-24	2024-25
06		On-campus	826	855	715
07		Off-campus (with family)	12	17	25
08		Off-campus (not with family)	0	0	186
09		Unknown	0	0	0
10	Weighted average for food and housing and other expenses by number of students for each living arrangement (excluding unknown values) See instructions for the formula for this calculation		13,559	14,167	14,161
11	Total cost of attendance This value is calculated using the following formula: [Line 01 + Line 02 + Line 10]		25,756	29,331	29,633
12	Average amount of grant or scholarship aid awarded to these students from the following sources: the federal government, state/local government, and the institution		11,342	11,965	12,896
13	Average institutional net price for these students This value is calculated using the following formula: [Line 11 - Line 12]		14,414	17,366	16,737
As required by the Higher Education Act of 1965, as amended, these amounts will be posted on the U.S. Department of Education's College Navigator website and used in the U.S. Department of Education's College Affordability and Transparency Lists.					

 You may use the box below to provide additional context for the data you have reported above. Context notes will be posted on the College Navigator website. Therefore, you should write all context notes using proper grammar (e.g., complete sentences with punctuation) and common language that can be easily understood by students and parents (e.g., spell out acronyms).

Institution: Missouri University of Science and Technology (178411)

User ID: 29C0011


Section 3 - Average Net Price: Part B - Net Price for full-time, first-time degree/certificate-seeking undergraduate students Awarded Title IV Aid

Net Price Calculation for Full-time, first-time degree/certificate-seeking undergraduate students awarded any Title IV federal student aid.

Note:

- The following average net price (ANP) values are calculated by the IPEDS Data Collection System and based on Cost of Attendance (COA) and selected financial aid information reported in Sections 1 and 2, respectively, of the Cost survey component. For more information about the data your institution reported in Sections 1 and 2, please contact your institution's IPEDS Keyholder.

Cost of attendance of components			PRIOR REPORTED DATA	PRIOR REPORTED DATA	CURRENT REPORTED DATA
			2022-23	2023-24	2024-25
01	Tuition and required fees (lower of in-state or in-district tuition rate)		11,365	14,278	14,984
02	Books and supplies		832	886	488
Food and housing and other expenses by living arrangement					
03		On-campus	13,720	14,396	15,204
04		Off-campus (with family)	2,472	2,634	6,618
05		Off-campus (not with family)			11,164
Number of these students by living arrangement			PRIOR REPORTED DATA 2022-23	PRIOR REPORTED DATA 2023-24	CURRENT REPORTED DATA 2024-25
06		On-campus	457	487	434
07		Off-campus (with family)	11	14	13
08		Off-campus (not with family)	0	0	104
09		Unknown	0	9	0
10	Weighted average for food and housing and other expenses by number of students for each living arrangement (excluding unknown values) See instructions for the formula for this calculation		13,456	14,067	14,239
11	Total cost of attendance This value is calculated using the following formula: [G01+G02+G10]		25,653	29,231	29,711
12	Average amount of grant or scholarship aid awarded to these students from the following sources: the federal government, state/local government, and the institution				
13		\$0-30,000	16,123	18,319	18,031
14		\$30,001-48,000	15,320	17,204	19,831
15		\$48,001-75,000	13,068	15,901	17,693
16		\$75,001-110,000	9,513	10,990	12,929
17		\$110,001 and more	9,095	9,143	10,088
18		Total all income levels	11,880	12,933	13,948
Average institutional net price for full-time, first-time degree/certificate-seeking undergraduate students (paying the lower of in-state or in-district tuition rate) who were awarded any Title IV federal student aid by income level. This value is calculated using the following formula: [Line 11-(Line 13 through 18, respectively)]					
19		\$0-30,000	9,530	10,912	11,680
20		\$30,001-48,000	10,333	12,027	9,880
21		\$48,001-75,000	12,585	13,330	12,018
22		\$75,001-110,000	16,140	18,241	16,782
23		\$110,001 and more	16,558	20,088	19,623
24		Total all income levels	13,773	16,298	15,763
As required by the <i>Higher Education Act of 1965, as amended</i> , these amounts will be posted on the U.S. Department of Education's College Navigator website.					

 You may use the box below to provide additional context for the data you have reported above. Context notes will be posted on the College Navigator website. Therefore, you should write all context notes using proper grammar (e.g., complete sentences with punctuation) and common language that can be easily understood by students and parents (e.g., spell out acronyms).

Institution: Missouri University of Science and Technology (178411)

User ID: 29C0011

Prepared by

Prepared by

Reporting Reminders:

- The name of the preparer is being collected so that we can follow up with the appropriate person in the event that there are questions concerning the data.
- The Keyholder will be copied on all email correspondence to other preparers.
- The time it took to prepare this component is being collected so that we can continue to improve our estimate of the reporting burden associated with IPEDS.
- Please include in your estimate the time it took for you to review instructions, query and search data sources, complete and review the component, and submit the data through the Data Collection System.
- Thank you for your assistance.

This survey component was prepared by:					
<input checked="" type="radio"/>	Keyholder	<input type="radio"/>	SFA Contact	<input type="radio"/>	HR Contact
<input type="radio"/>	Finance Contact	<input type="radio"/>	Other		
Name:	<input type="text" value="Randy Sade"/>				
Email:	<input type="text" value="SadeR@umsystem.edu"/>				

How many staff from your institution only were involved in the data collection and reporting process of this survey component?	
<input type="text" value="4.00"/>	Number of Staff (including yourself)

How many hours did you and others from your institution only spend on each of the steps below when responding to this survey component? <i>Exclude the hours spent collecting data for state and other reporting purposes.</i>					
Staff member	Collecting Data Needed	Revising Data to Match IPEDS Requirements	Entering Data	Revising and Locking Data	
Your office	<input type="text" value="3.00"/> hours	<input type="text" value="0.50"/> hours	<input type="text" value="0.50"/> hours	<input type="text" value="3.25"/> hours	
Other offices	<input type="text" value="9.00"/> hours	<input type="text" value="1.50"/> hours	<input type="text" value="1.00"/> hours	<input type="text" value="4.50"/> hours	

Institution: Missouri University of Science and Technology (178411)

User ID: 29C0011

Summary

Cost I Component Summary

The purpose of this summary is to provide you an opportunity to view some of the data that, when accepted through the IPEDS quality control process, will appear on the [College Navigator](#) website and/or your institution's Data Feedback Report (DFR). In addition, all data reported in IPEDS survey components become publicly available through the [IPEDS Use the Data](#) and appear as aggregated statistics in various Department of Education reports. [College Navigator](#) is updated approximately three months after the data collection period closes and DFRs will be available through the [IPEDS Use the Data](#).

Please review your data for accuracy. If you have questions about the data displayed below or after reviewing the data reported on the survey screens, please contact the IPEDS Help Desk at: 1-877-225-2568 or ipedshelp@rti.org.

GENERAL INFORMATION	
Reporter Type	Academic
Calendar System	Semester
Award Levels Offered	Postsecondary awards, certificates, or diplomas of 300-899 clock hours...
	Bachelor's degree
	Postbaccalaureate certificate
	Master's degree
	Doctor's degree - research/scholarship
Levels of Enrollment Offered	Full-time Undergraduate
	Full-time First-time, degree/certificate-seeking Undergraduate
	Full-time Graduate (not including doctor's professional)
	Part-time Undergraduate
	Part-time First-time, degree/certificate-seeking Undergraduate
System	University of Missouri System

PRICING INFORMATION					
Alternative Tuition Plans		Tuition payment plan			
Promise program		Yes			
Full-time Undergraduate Tuition and Fees					
	Average full-time undergraduate student tuition and fees for academic year 2025-26	Tuition		Fees	
	In-state	14,328		1,418	
	Out-of-state	33,516		1,418	
Full-time Graduate Tuition and Fees					
	Average full-time graduate student tuition and fees for academic year 2025-26	Tuition		Fees	
	In-state	14,016		1,427	
	Out-of-state	25,464		1,427	
First-time, Full-time Undergraduate Cost of Attendance					
	Estimated expenses for academic year	2022-23	2023-24	2024-25	2025-26
	In-state tuition and fees	11,365	14,278	14,984	15,746
	Out-of-state tuition and fees	29,809	31,678	33,248	34,934
	Books and supplies	832	886	488	720
	On-campus food and housing	11,248	11,762	12,862	13,422
	On-campus other expenses	2,472	2,634	2,342	2,414
	Off-campus food and housing			8,822	9,086
	Off-campus other expenses			2,342	2,946
	Off-campus with family food and housing			4,276	4,396
	Off-campus with family other expenses	2,472	2,634	2,342	3,966

Average Net Price			
	2022-23	2023-24	2024-25
Average institutional net price for Full-time, first-time degree/certificate-seeking undergraduate students paying the lower of in-state or in-district tuition rate for public institutions who were awarded grant or scholarship aid from the federal government, state/local government, or the institution	14,414	17,366	16,737

Average institutional net price for full-time, first-time degree/certificate-seeking undergraduate students paying the lower of in-state or in-district tuition rate for public institutions who were awarded any Title IV federal student aid by income level.				
	\$0-30,000	9,530	10,912	11,680
	\$30,001-48,000	10,333	12,027	9,880
	\$48,001-75,000	12,585	13,330	12,018
	\$75,001-110,000	16,140	18,241	16,782
	\$110,001 and more	16,558	20,088	19,623
	Total all income levels	13,773	16,298	15,763

Edit Report

Cost II

Source	Description	Severity	Resolved	Options
Screen: Section 1 - Student Charges: Part B - Cost of attendance for full-time, first-time undergraduate students				
Screen Entry	This value is expected to be within 25% of the prior year amount. Please correct your data or explain. (Error #11109) This edit and explanation were retained from the prior year (for reference) and do not need to be re-explained in the current year edit report.	Explanation	Yes	
Reason	Number is based off of a student survey and the campus and the campus bookstore has tried to reduce the cost of books.			
Screen Entry	This value is expected to be within 30% of the prior year amount. Please correct your data or explain. (Error #11571)	Explanation	Yes	
Reason	Books and supply increase due to a new contract with the bookstore. It's a flat rate and students have to opt out of that if they choose.			
Screen Entry	This value is expected to be within 30% of the prior year amount. Please correct your data or explain. (Error #11571)	Explanation	Yes	
Reason	Increase expense is due to inflation based off of student survey.			
Screen Entry	This value is expected to be within 20% of the prior year amount. Please correct your data or explain. (Error #11110) This edit and explanation were retained from the prior year (for reference) and do not need to be re-explained in the current year edit report.	Explanation	Yes	
Reason	Increase in tuition is due to implementation of tuition differential policy based on degree program type. Besides base tuition, tuition charge now includes various individual course fees that were not allowed to be reported to IPEDS. Also, tuition now includes an Information Technology fee which was previously reported as Required fees.			
Screen Entry	This value is expected to be within 20% of the prior year amount. Please correct your data or explain. (Error #11110) This edit and explanation were retained from the prior year (for reference) and do not need to be re-explained in the current year edit report.	Explanation	Yes	
Reason	Increase in tuition is due to implementation of tuition differential policy based on degree program type. Besides base tuition, tuition charge now includes various individual course fees that were not allowed to be reported to IPEDS. Also, tuition now includes an Information Technology fee which was previously reported as Required fees.			
Screen Entry	This value is expected to be within 20% of the prior year amount. Please correct your data or explain. (Error #11110) This edit and explanation were retained from the prior year (for reference) and do not need to be re-explained in the current year edit report.	Explanation	Yes	
Reason	Increase in tuition & fees is due to implementation of tuition differential policy based on degree program type. Besides base tuition, tuition charge now includes various individual course fees that were not allowed to be reported to IPEDS.			
Screen Entry	For students living Off-Campus (with family), any charges reported for food and housing are expected to be small, as it is assumed that students living at home with parents will be responsible for minimal food and housing costs. Please review your student financial aid budget(s), and if this amount is determined to be correct, please provide an explanation for the value reported. Otherwise, please revise your data. (Error #11564)	Explanation	Yes	
Reason	Increase expense is due to inflation based off of student survey.			
Screen Entry	This field should not be blank. Please correct your data or explain. (Error #11107)	Explanation	Yes	
Reason	Institution only allows students to live off campus with family			
Screen Entry	This field should not be blank. Please correct your data or explain. (Error #11107)	Explanation	Yes	
Reason	Institution only allows students to live off campus with family			
Screen Entry	For students living Off-Campus (with family), any charges reported for food and housing are expected to be small, as it is assumed that students living at home with parents will be responsible for minimal food and housing costs. Please review your student financial aid budget(s), and if this amount is determined to be correct, please provide an explanation for the value reported. Otherwise, please revise your data. (Error #11564)	Explanation	Yes	
Reason	Increase expense is due to inflation based off of student survey.			
Screen: Section 2 - Financial Aid Data: Part C - full-time, first-time degree/certificate-seeking undergraduate students Awarded Grant & Scholarship Aid				

Screen Entry	You reported zero for this value last year. Please confirm that the data reported for this year are correct. (Error #7177)	Confirmation	Yes	
Screen: Section 2 - Financial Aid Data: Part D - full-time, first-time degree/certificate-seeking undergraduate students Awarded Title IV Aid				
Screen Entry	The calculated average amount of grant or scholarship aid awarded to FTFT awarded Title IV Aid students from the federal government, state/local government, or the institution for this income level is smaller than expected in comparison with the other income levels. Please check the values reported for the number of these students who were awarded any Title IV aid (Col. 1) and the total amount of grant or scholarship aid awarded to them (Col. 3) and correct your data or explain the discrepancy. (Error #7317)	Explanation	Yes	
Reason	Students from lower family incomes will receive higher need-based awards, however, Missouri S&T's merit aid (which is included in this figure) is based on academic achievement and performance indicators, and award levels can differ across income groups.			
Screen Entry	You reported zero for this value last year. Please confirm that the data reported for this year are correct. (Error #7177)	Confirmation	Yes	