

IPEDS 2025-26 Data Collection System

IPEDS HELP DESK (877) 225-2568 | ipedshelp@rti.org
OMB NO. 1850-0582 v.33 : Approval Expires 8/31/2027
User ID: 29C0011

Cost II 2025-26

Section 2: 2024-25 Data

Institution: University of Missouri-Columbia (178396)

User ID: 29C0011

Overview

Cost Overview

The purpose of the Cost (CST) component is to collect information on student charges for Cost of Attendance estimates and to calculate an Average Net Price (ANP) for first-time, full-time undergraduate students to meet requirements of the Higher Education Act of 1965 (HEA), as amended. This component also collects information on tuition and fees for other groups of students.

Much of the data reported on CST appear on College Navigator, which is updated only one time after CST data have been reviewed by NCES. Therefore, any data reporting errors may stay on College Navigator for a full year.

Additionally, the ANP calculation has important implications for what students see about your institution, and also for the College Affordability and Transparency Center lists.

Data Reporting Reminder:

- Report data to accurately reflect the time period corresponding with the IPEDS survey component, even if such reporting is seemingly inconsistent with prior-year reporting.

Changes to reporting:

- No changes for the 2025-26 data collection period.

Resources:

- To download the survey materials for this component: [Survey Materials](#)
- To access your prior year data submission for this component: [Reported Data](#)

If you have questions about completing this survey, please contact the IPEDS Help Desk at 1-877-225-2568.

Institution: University of Missouri-Columbia (178396)

User ID: 29C0011

Screening Questions

Data changed on this page cannot be saved and therefore will not be changed in the Winter Collection Periods.

1. Does your institution offer institutionally-controlled housing (on-campus and/or off-campus)?

If you answer **Yes** to this question, you will be expected to specify a housing capacity, and to report a housing charge or a combined food and housing charge.

☐ No☒ Yes

Specify housing capacity for academic year 2025-26

2. Are all full-time, first-time degree/certificate-seeking students required to live on campus or in institutionally controlled housing?

This is only a screening question, and your response does not show up on College Navigator.

If you answer **Yes** to this question, you will not be asked to report off-campus food and housing in the cost of attendance. If you make **ANY** exceptions to this rule, please answer **No** so that this does not cause conflicts with the average net price calculation. Misreporting may lead to an inaccurate average net price calculation for your institution.

☒ No☐ Yes, and we do not make **ANY** (even one) exceptions to this rule**3. Does your institution charge different tuition rates for in-district, in-state, or out-of-state students?**

If you answer **Yes** to this question, you will be expected to report different tuition amounts for in-district, in-state, and out-of-state students (as applicable).

Only select **YES** if you charge different tuition by students' residence status. You should not select **YES** and then report the same tuition rate 3 times.

☐ No☒ Yes, please check all tuition rates charged by your institution☐ In-district☒ In-state☒ Out-of-state**4. Do you offer food or meal plans to your students?**

If you answer **Yes** to this question, you will be expected to report a food charge or combined food and housing charge (C10).

☐ No☐ Yes - Enter the number of meals per week for the meal plan with the largest number of meals available☒ Yes - Number of meals per week can vary (e.g., students charge meals against a meal card)**5. Does your institution charge an application fee?**☐ No☒ Yes - select checkboxes for the student level(s) that have an application fee and report the amount of application fee(s) in Section 1 Part A.☒ Undergraduate programs☒ Graduate programs (not including Doctor's-Professional practice)☒ Doctor's-Professional Practice programs**6. For institutions that charge an application fee, can the application fee be waived for applicants that demonstrate financial need?**☐ No☒ Yes (please indicate for which level(s) application fee can be waived)☒ Undergraduate programs☒ Graduate programs (not including Doctor's-Professional practice)☒ Doctor's-Professional Practice programs**7. Indicate whether or not your institution participates in a Promise program.**☐ No☒ Yes**8. Indicate whether or not any of the following alternative tuition plans are offered by your institution.**☐ No☒ Yes [Check all that apply]☐ Tuition guarantee☐ Prepaid tuition plan☒ Tuition payment plan

☐ Other (specify in box below)


9. For the purposes of awarding institutional financial aid, does your institution require asset information from students who qualify for the exemption from asset reporting on the FAFSA form?

- ☒ No
☐ Yes

10. For the purpose of awarding institutional financial aid, does your institution require additional financial information separate from the FAFSA form?

- ☒ No
☐ Yes (please include a website link to where your institution's website explains what additional financial information is required.)

Link URL:

 You may use the box below to provide additional context for the data you have reported above. Context notes will be posted on the College Navigator website. Therefore, you should write all context notes using proper grammar (e.g., complete sentences with punctuation) and common language that can be easily understood by students and parents (e.g., spell out acronyms).


Institution: University of Missouri-Columbia (178396)


User ID: 29C0011

Section 1 - Student Charges: Part A - Application fees

Data changed on this page cannot be saved and therefore will not be changed in the Winter Collection Periods.

If the institution charges an application fee, indicate the amount.

	 Amount	Prior year
Undergraduate application fee	<input type="text" value="55"/>	55
Graduate application fee (not including Doctor's-Professional practice)	<input type="text" value="75"/>	75
Doctor's-Professional Practice programs	<input type="text" value="75"/>	75

 You may use the box below to provide additional context for the data you have reported above. Context notes will be posted on the College Navigator website. Therefore, you should write all context notes using proper grammar (e.g., complete sentences with punctuation) and common language that can be easily understood by students and parents (e.g., spell out acronyms).

Doctor's-Professional Practice application fees vary depending on degree program. Please refer to the program department's webpage for details.

Institution: University of Missouri-Columbia (178396)


User ID: 29C0011

Section 1 - Student Charges: Part B - Cost of attendance for full-time, first-time undergraduate students

Reporting Reminders:

- These data will be made available to the public on College Navigator. If your institution participates in any Title IV programs (Federal Pell Grant, Federal Direct Loan, etc.), all information must be reported.
- For current year amounts: Please enter the amounts below.
- For prior year amounts: Please review the amounts below for accuracy and consistency with your institution's records and edit if needed. These data will be made available to the public on College Navigator.
- Estimates of expenses for books and supplies, food and housing, and other expenses are those from the Cost of Attendance report used by the financial aid office in determining financial need.

Charges for full academic year	2022-23	2023-24	2024-25	2025-26		
<u>Tuition</u> and <u>required fees</u> :					Tuition Guarantee (check only if applicable to entering students in 2025-26)	Guaranteed increase %
<u>In-district</u>						
Tuition	10,452	13,008	13,658	14,334	<input type="checkbox"/>	
Required fees	1,529	1,122	1,179	1,214	<input type="checkbox"/>	
Tuition + fees total	11,981	14,130	14,837	15,548		
<u>In-state</u>						
Tuition	10,452	13,008	13,658	14,334	<input type="checkbox"/>	
Required fees	1,529	1,122	1,179	1,214	<input type="checkbox"/>	
Tuition + fees total	11,981	14,130	14,837	15,548		
<u>Out-of-state</u>						
Tuition	30,441	33,216	34,877	36,606	<input type="checkbox"/>	
Required fees	1,529	1,122	1,179	1,214	<input type="checkbox"/>	
Tuition + fees total	31,970	34,338	36,056	37,820		
<u>Books and supplies</u>	1,000	950	950	918		
<u>On-campus</u> :						
<u>Food and housing</u>	10,890	13,550	13,700	15,008		
<u>Other expenses</u>	5,350	<input checked="" type="checkbox"/> 3,642	3,558	3,466		
Food and housing and other expenses total	16,240	17,192	17,258	18,474		
<u>Off-campus (not with family)</u> :						
<u>Food and housing</u>	10,890	13,550	13,700	15,008		
<u>Other expenses</u>	5,350	<input checked="" type="checkbox"/> 3,642	3,558	3,466		
Food and housing and other expenses total	16,240	17,192	17,258	18,474		
<u>Off-campus (with family)</u> :						
<u>Food and housing</u>	<input checked="" type="checkbox"/> 1,800	<input checked="" type="checkbox"/> 1,810	<input checked="" type="checkbox"/> 3,778	<input checked="" type="checkbox"/> 4,932		
<u>Other expenses</u>	8,692	<input checked="" type="checkbox"/> 3,778	<input checked="" type="checkbox"/> 8,320	8,828		
Food and housing and other expenses total	10,492	5,588	12,098	13,760		

 You may use the box below to provide additional context for the data you have reported above. Context notes will be posted on the College Navigator website. Therefore, you should write all context notes using proper grammar (e.g., complete sentences with punctuation) and common language that can be easily understood by students and parents (e.g., spell out acronyms).

- ☐ Non-applicable
- ☒ The Cost of Attendance varies by program.
- ☐ The Cost of Attendance or tuition and fee methodology changed from last year.
- ☒ We allow special Cost of Attendance allowance additions for some programs and student categories.
- ☒ Cost of Attendance updates are based on a recent (prior or current year) cost survey.
- ☐ Tuition and fees, and Cost of Attendance components vary by campus location.

- ☐ This is a U.S. Service Academy. All costs are covered, and students receive a stipend in exchange for a U.S. Armed Forces service commitment.
- ☒ First-year students must live on campus.
- ☐ The Tuition and Fees includes the estimated cost of a computer required for all students.
- ☐ The Tuition and Fees includes the cost of books and supplies.
- ☐ The Books and Supplies includes the estimated cost of a computer required for all students.
- ☒ The Cost of Attendance (COA) is based on a weighted average of student living arrangement categories while enrolled.
- ☐ The Cost of Attendance (COA) is based on a weighted average of costs for all students across Title IV eligible programs.

☐ Other


Institution: University of Missouri-Columbia (178396)

User ID: 29C0011

Section 1 - Student Charges: Part C - Tuition and Required Fees by Level (Undergraduate and Graduate [not including Doctor's-Professional practice])

Data changed on this page cannot be saved and therefore will not be changed in the Winter Collection Periods.*When reporting for graduate students, **do not include** tuition for Doctor's-Professional students. This will be collected separately.*

Average tuition and required fees to all students in each category for the full academic year 2025-26 should be included (not just first-time, full-time undergraduate students).						
Undergraduate students (all)	In-district	Prior year	In-state	Prior year	Out-of-state	Prior year
Full-time						
Tuition	14,342	13,658	14,342	13,658	36,622	34,877
Required fees	1,214	1,179	1,214	1,179	1,214	1,179
Part-time						
Tuition (per credit hour charges)	598	569	598	569	1,526	1,453
Required fees	25	25	25	25	25	25
Graduate students (not including Doctor's-Professional practice)	In-district	Prior year	In-state	Prior year	Out-of-state	Prior year
Full-time						
Tuition	13,231	12,600	13,231	12,600	33,077	31,500
Required fees	1,114	1,081	1,114	1,081	1,114	1,081
Part-time						
Tuition (per credit hour charges)	551	525	551	525	1,526	1,313
Required fees	28	28	28	28	28	28

 You may use the box below to provide additional context for the data you have reported above. Context notes will be posted on the College Navigator website. Therefore, you should write all context notes using proper grammar (e.g., complete sentences with punctuation) and common language that can be easily understood by students and parents (e.g., spell out acronyms).

Part-time Required Fees shown are for the first credit hour (non-online) taken and is the minimum amount a student will pay. Please refer to the Cashier's Office webpage for details.

Institution: University of Missouri-Columbia (178396)

User ID: 29C0011

Section 1 - Student Charges: Part D - Tuition and Required Fees by Level (Selected Doctor's-Professional Practice)

Data changed on this page cannot be saved and therefore will not be changed in the Winter Collection Periods.

Average tuition and required fees to all students in each category for the full academic year 2025-26 should be included. DO NOT include food and housing charges.			
	In-state	Out-of-state	
1. Chiropractic (D.C. or D.C.M.):			
Tuition	<input type="text"/>	<input type="text"/>	
Required fees	<input type="text"/>	<input type="text"/>	
2. Dentistry (D.D.S. or D.M.D.):			
Tuition	<input type="text"/>	<input type="text"/>	
Required fees	<input type="text"/>	<input type="text"/>	
3. Medicine (M.D.):			
Tuition	46,494	94,036	
Required fees	3,292	3,292	
4. Optometry (O.D.):			
Tuition	<input type="text"/>	<input type="text"/>	
Required fees	<input type="text"/>	<input type="text"/>	
5. Osteopathic Medicine (D.O.):			
Tuition	<input type="text"/>	<input type="text"/>	
Required fees	<input type="text"/>	<input type="text"/>	
6. Pharmacy (Pharm.D.):			
Tuition	<input type="text"/>	<input type="text"/>	
Required fees	<input type="text"/>	<input type="text"/>	
7. Podiatry (Pod.D., D.P., or D.P.M.):			
Tuition	<input type="text"/>	<input type="text"/>	
Required fees	<input type="text"/>	<input type="text"/>	
8. Veterinary Medicine (D.V.M.):			
Tuition	34,349	81,990	
Required fees	5,524	5,524	
9. Law (J.D.):			
Tuition	24,369	30,858	
Required fees	1,114	1,114	

User ID: 29C0011

Data changed on this page cannot be saved and therefore will not be changed in the Winter Collection Periods.

 You may use the box below to provide additional context for the data you have reported above. Context notes will be posted on the College Navigator website. Therefore, you should write all context notes using proper grammar (e.g., complete sentences with punctuation) and common language that can be easily understood by students and parents (e.g., spell out acronyms).

Institution: University of Missouri-Columbia (178396)

User ID: 29C0011

Section 2 - Financial Aid Data : Part A - Establish Your Student Counts

Part A - Establish Your Student Counts

Instructions:

In the fields below, report the number of full-time, first-time degree/certificate-seeking undergraduate students enrolled in Fall 2024.

Reporting Reminders:

- Part A establishes student counts.
- The numbers on this screen are carried forward to other parts of the Cost survey component and checked for consistency with data reported in other survey components.

		CURRENT REPORTED DATA	PRIOR REPORTED DATA
		Fall 2024	Fall 2023
01	All full-time, first-time degree/certificate-seeking undergraduate students	5,917	5,097
02	Of those on line 01, those (paying the lower of in-state or in-district tuition rate) who were awarded grant or scholarship aid from the federal government, state/local government, or the institution	3,762	3,292
03	Of those on line 01, those (paying the lower of in-state or in-district tuition rate) who were awarded any <u>Title IV federal student aid</u>	2,120	1,776

Institution: University of Missouri-Columbia (178396)

User ID: 29C0011

Section 2 - Financial Aid Data: Part B - full-time, first-time degree/certificate-seeking undergraduate students

Part B – Number of full-time, first-time degree/certificate-seeking undergraduate students paying different tuition rates

Instructions:

- In the fields below, report the number of full-time, first-time degree/certificate-seeking undergraduate students enrolled in Fall 2024 paying the lower of in-state or in-district tuition rate. If your institution does not offer different rates, report all students as paying in-state tuition rates.

Information from Part A		Fall 2024		
01	Full-time, first-time degree/certificate-seeking undergraduate students (This number is carried forward from Part A, Line 01)	5,917		
Full-time, first-time students:		YOUR CURRENT YEAR DATA		YOUR PRIOR YEAR DATA
		Fall 2024		Fall 2023
		Number of students	Percentage of students	Percentage of students
02	<u>paying in-district tuition rates</u>	<input type="text" value="0"/>	0	0
03	<u>paying in-state tuition rates</u>	<input type="text" value="3,902"/>	66	67
04	<u>paying out-of-state tuition rates</u>	<input type="text" value="2,015"/>	34	33
05	Unknown (calculated value) This value is calculated using the following formula: [Line 01-(Line 02 +Line 03 +Line 04)]	<input type="text" value="0"/>	0	0


Institution: University of Missouri-Columbia (178396)

User ID: 29C0011

Section 2 - Financial Aid Data: Part C - full-time, first-time degree/certificate-seeking undergraduate students Awarded Grant & Scholarship Aid**Part C - Enter information about full-time, first-time degree/certificate-seeking undergraduate students paying the lower of in-state or in-district tuition rate who were awarded grant or scholarship aid from the following sources: the federal government, state/local government, or the institution****Reporting Reminders:**

- **The information you report in this part will be used in Section 3 to calculate an institutional average net price (ANP)**
- Do not include students who received HEERF grants only.
- For this part, report:
 - **Students:** Full-time, first-time degree/certificate-seeking undergraduate students enrolled in Fall 2024 for the 2024-25 academic year as defined by the institution paying the lower of in-state or in-district tuition rate who were awarded grant or scholarship aid from the following sources: the federal government, state/local government, or the institution (Do not include students awarded only grant or scholarship aid from private or other sources, or students awarded only non-grant aid)
 - **Aid Types:** Grant or scholarship aid from the federal government, state/local government, and/or the institution. (Do not include grant or scholarship aid from private or other sources, parent PLUS loans, federal student loans, private loans, HEERF grants, and/or Federal Work Study amounts)
 - **Award period:** Any time during academic year 2024-25, including cross-over financial aid award periods assigned to the 2024-25 academic year.

Information from Part A:		PRIOR REPORTED DATA Fall 2022	PRIOR REPORTED DATA Fall 2023	CURRENT REPORTED DATA Fall 2024
01	Full-time, first-time degree/certificate-seeking undergraduate students paying the lower of in-state or in-district tuition rate who were awarded grant or scholarship aid from the following sources: the federal government, state/local government, or the institution (This number is carried forward from Part A, Line 02)	<input type="text" value="2,880"/>	<input type="text" value="3,292"/>	<input type="text" value="3,762"/>
Report the number of these students from Part A, Line 02 with the following living arrangements:		PRIOR REPORTED DATA Fall 2022	PRIOR REPORTED DATA Fall 2023	CURRENT REPORTED DATA Fall 2024
02	<u>On-campus</u>	<input type="text" value="2,505"/>	<input type="text" value="2,711"/>	<input type="text" value="3,475"/>
03	<u>Off-campus (with family)</u>	<input type="text" value="88"/>	<input type="text" value="106"/>	<input type="text" value="107"/>
04	<u>Off-campus (not with family)</u>	<input type="text" value="35"/>	<input checked="" type="checkbox"/> <input type="text" value="68"/>	<input checked="" type="checkbox"/> <input type="text" value="144"/>
05	Unknown (calculated) This value is calculated using the following formula: Line 01 - (Line 02 +Line 03 +Line 04)	<input type="text" value="252"/>	<input type="text" value="407"/>	<input type="text" value="36"/>
06	Report the total amount of grant or scholarship aid from the federal government, state/local government, or the institution awarded to these students. Do not include HEERF grants.	Award period 2022-23	Award period 2023-24	Award period 2024-25
		<input type="text" value="25,809,581"/>	<input type="text" value="31,636,151"/>	<input type="text" value="39,216,366"/>
07	Average grant or scholarship aid from the federal government, state/local government, or the institution awarded to full-time, first-time degree/certificate undergraduate students (calculated value). This value is calculated using the following formula: Line 06/Line 01	<input type="text" value="8,962"/>	<input type="text" value="9,610"/>	<input type="text" value="10,424"/>

 You may use the box below to provide additional context for the data you have reported above. Context notes will be posted on the College Navigator website. Therefore, you should write all context notes using proper grammar (e.g., complete sentences with punctuation) and common language that can be easily understood by students and parents (e.g., spell out acronyms).

Institution: University of Missouri-Columbia (178396)

User ID: 29C0011

Section 2 - Financial Aid Data: Part D - full-time, first-time degree/certificate-seeking undergraduate students Awarded Title IV Aid

Full-time, first-time degree/certificate-seeking undergraduate students paying the lower of in-state or in-district tuition rate awarded any Title IV federal student aid.

Reporting Reminders:

- The information you report in this part will be used in Section 3 to calculate an institutional average net price (ANP) by income level.
- Do not include students who received HEERF grants only.
- For this part, report:
 - **Students:** Full-time, first-time degree/certificate-seeking undergraduate students enrolled Fall 2024 for the 2024-25 academic year as defined by the institution paying the lower of in-state or in-district tuition rate who were awarded any Title IV federal student aid


Information from Part A:		PRIOR REPORTED DATA Fall 2022	PRIOR REPORTED DATA Fall 2023	CURRENT REPORTED DATA Fall 2024
01	Full-time, first-time degree/certificate-seeking undergraduate students paying the lower of in-state or in-district tuition rate who were awarded any Title IV federal student aid (This number is carried forward from Part A, Line 03) Report the number of these students with the following living arrangements:	<input type="text" value="1,743"/>	<input type="text" value="1,776"/>	2,120
Report the number of these students from Part A, Line 01 with the following living arrangements:		PRIOR REPORTED DATA Fall 2022	PRIOR REPORTED DATA Fall 2023	CURRENT REPORTED DATA Fall 2024
		2022-23	2023-24	2024-25
02	<u>On-campus</u>	<input type="text" value="1,657"/>	<input type="text" value="1,655"/>	<input type="text" value="1,976"/>
03	<u>Off-campus (with family)</u>	<input type="text" value="63"/>	<input type="text" value="74"/>	<input type="text" value="60"/>
04	<u>Off-campus (not with family)</u>	<input type="text" value="23"/>	<input checked="" type="checkbox"/> <input type="text" value="47"/>	<input checked="" type="checkbox"/> <input type="text" value="63"/>
05	Unknown (calculated) This value is calculated using the formula: [Line 01 - (Line 02 + Line 03 + Line 04)]	0	0	21

Full-Time, First-Time Degree/Certificate Undergraduates Awarded Title IV Aid

	Number of students awarded any Title IV aid	Of those in Column 1, the number awarded any grant or scholarship aid from the following sources: the federal government, state/local government, or the institution	For those in Column 1, the total amount of grant or scholarship aid awarded from the following sources: the federal government, state/local government, or the institution	i Average amount of federal, state/local, and institutional grant or scholarship aid awarded to students in Column 1
2022-23				
Income level	Col. 1	Col. 2	Col. 3	Col. 4
01 \$0-30,000	<input type="text" value="241"/>	<input type="text" value="241"/>	<input type="text" value="3,404,878"/>	14,128
02 \$30,001-48,000	<input type="text" value="215"/>	<input type="text" value="215"/>	<input type="text" value="2,994,517"/>	13,928
03 \$48,001-75,000	<input type="text" value="266"/>	<input type="text" value="264"/>	<input type="text" value="3,187,932"/>	11,985
04 \$75,001-110,000	<input type="text" value="278"/>	<input type="text" value="267"/>	<input type="text" value="1,929,577"/>	6,941
05 \$110,001 and more	<input type="text" value="743"/>	<input type="text" value="569"/>	<input type="text" value="2,873,901"/>	3,868
06 Total all income levels	1,743	1,556	14,390,805	8,256

	Number of students awarded any Title IV aid	Of those in Column 1, the number awarded any grant or scholarship aid from the following sources: the federal government, state/local government, or the institution	For those in Column 1, the total amount of grant or scholarship aid awarded from the following sources: the federal government, state/local government, or the institution	i Average amount of federal, state/local, and institutional grant or scholarship aid awarded to students in Column 1
2023-24				
Income level	Col. 1	Col. 2	Col. 3	Col. 4
01 \$0-30,000	<input type="text" value="231"/>	<input type="text" value="231"/>	<input type="text" value="3,785,356"/>	<input checked="" type="checkbox"/> 16,387
02 \$30,001-48,000	<input type="text" value="192"/>	<input type="text" value="192"/>	<input type="text" value="3,232,748"/>	16,837
03 \$48,001-75,000	<input type="text" value="284"/>	<input type="text" value="284"/>	<input type="text" value="4,554,308"/>	16,036
04 \$75,001-110,000	<input type="text" value="273"/>	<input type="text" value="270"/>	<input type="text" value="2,985,822"/>	10,937
05 \$110,001 and more	<input type="text" value="796"/>	<input type="text" value="760"/>	<input type="text" value="3,982,577"/>	5,003
06 Total all income levels	1,776	1,737	<input checked="" type="checkbox"/> 18,540,811	10,440

		Number of students awarded any Title IV aid	Of those in Column 1, the number awarded any grant or scholarship aid from the following sources: the federal government, state/local government, or the institution	For those in Column 1, the total amount of grant or scholarship aid awarded from the following sources: the federal government, state/local government, or the institution	ⓘ Average amount of federal, state/local, and institutional grant or scholarship aid awarded to students in Column 1
2024-25					
Income level		Col. 1	Col. 2	Col. 3	Col. 4
01	\$0-30,000	<input type="text" value="316"/>	<input type="text" value="316"/>	<input type="text" value="5,609,512"/>	<input checked="" type="checkbox"/> 17,752
02	\$30,001-48,000	<input type="text" value="197"/>	<input type="text" value="196"/>	<input type="text" value="3,552,995"/>	18,036
03	\$48,001-75,000	<input type="text" value="340"/>	<input type="text" value="340"/>	<input type="text" value="5,890,859"/>	17,326
04	\$75,001-110,000	<input type="text" value="359"/>	<input type="text" value="357"/>	<input type="text" value="5,068,184"/>	14,118
05	\$110,001 and more	<input type="text" value="908"/>	<input type="text" value="866"/>	<input type="text" value="4,572,091"/>	5,035
06	Total all income levels	2,120	2,075	<input checked="" type="checkbox"/> 24,693,641	11,648

 You may use the box below to provide additional context for the data you have reported above. Context notes will be posted on the College Navigator website. Therefore, you should write all context notes using proper grammar (e.g., complete sentences with punctuation) and common language that can be easily understood by students and parents (e.g., spell out acronyms).


Institution: University of Missouri-Columbia (178396)

User ID: 29C0011

Section 3 - Average Net Price: Part A - Net Price for full-time, first-time degree/certificate-seeking undergraduate students Awarded Grant & Scholarship Aid**Part A – Average net price calculation for full-time, first-time degree/certificate-seeking undergraduate students paying the lower of in-state or in-district tuition rate awarded grant or scholarship aid from the federal government, state/local government, or the institution****Note:**

- The following average net price (ANP) values are calculated by the IPEDS Data Collection System and based on Cost of Attendance (COA) and selected financial aid information reported in Sections 1 and 2, respectively, of the Cost survey component. For more information about the data your institution reported in Sections 1 and 2, please contact your institution's IPEDS Keyholder.

Cost of attendance components			PRIOR REPORTED DATA	PRIOR REPORTED DATA	CURRENT REPORTED DATA
			2022-23	2023-24	2024-25
01	Tuition and required fees (lower of in-state or in-district tuition rate)		11,981	14,130	14,837
02	Books and supplies		1,000	950	950
	Food and housing and other expenses by living arrangement				
03		On-campus	16,240	17,192	17,258
04		Off-campus (with family)	10,492	5,588	12,098
05		Off-campus (not with family)	16,240	17,192	17,258
Number of these students by living arrangement			PRIOR REPORTED DATA	PRIOR REPORTED DATA	CURRENT REPORTED DATA
			2022-23	2023-24	2024-25
06		On-campus	2,505	2,711	3,475
07		Off-campus (with family)	88	106	107
08		Off-campus (not with family)	35	68	144
09		Unknown	252	407	36
10	Weighted average for food and housing and other expenses by number of students for each living arrangement (excluding unknown values) See instructions for the formula for this calculation		16,048	16,766	17,110
11	Total cost of attendance This value is calculated using the following formula: [Line 01 + Line 02 + Line 10]		29,029	31,846	32,897
12	Average amount of grant or scholarship aid awarded to these students from the following sources: the federal government, state/local government, and the institution		8,962	9,610	10,424
13	Average institutional net price for these students This value is calculated using the following formula: [Line 11 - Line 12]		20,067	22,236	22,473
As required by the Higher Education Act of 1965, as amended, these amounts will be posted on the U.S. Department of Education's College Navigator website and used in the U.S. Department of Education's College Affordability and Transparency Lists.					

 You may use the box below to provide additional context for the data you have reported above. Context notes will be posted on the College Navigator website. Therefore, you should write all context notes using proper grammar (e.g., complete sentences with punctuation) and common language that can be easily understood by students and parents (e.g., spell out acronyms).


Institution: University of Missouri-Columbia (178396)

User ID: 29C0011

Section 3 - Average Net Price: Part B - Net Price for full-time, first-time degree/certificate-seeking undergraduate students Awarded Title IV Aid**Net Price Calculation for Full-time, first-time degree/certificate-seeking undergraduate students awarded any Title IV federal student aid.****Note:**

- The following average net price (ANP) values are calculated by the IPEDS Data Collection System and based on Cost of Attendance (COA) and selected financial aid information reported in Sections 1 and 2, respectively, of the Cost survey component. For more information about the data your institution reported in Sections 1 and 2, please contact your institution's IPEDS Keyholder.

Cost of attendance of components			PRIOR REPORTED DATA	PRIOR REPORTED DATA	CURRENT REPORTED DATA
			2022-23	2023-24	2024-25
01	Tuition and required fees (lower of in-state or in-district tuition rate)		11,981	14,130	14,837
02	Books and supplies		1,000	950	950
Food and housing and other expenses by living arrangement					
03		On-campus	16,240	17,192	17,258
04		Off-campus (with family)	10,492	5,588	12,098
05		Off-campus (not with family)	16,240	17,192	17,258
Number of these students by living arrangement			PRIOR REPORTED DATA 2022-23	PRIOR REPORTED DATA 2023-24	CURRENT REPORTED DATA 2024-25
06		On-campus	1,657	1,655	1,976
07		Off-campus (with family)	63	74	60
08		Off-campus (not with family)	23	47	63
09		Unknown	0	0	21
10	Weighted average for food and housing and other expenses by number of students for each living arrangement (excluding unknown values) See instructions for the formula for this calculation		16,032	16,709	17,111
11	Total cost of attendance This value is calculated using the following formula: [G01+G02+G10]		29,013	31,789	32,898
12	Average amount of grant or scholarship aid awarded to these students from the following sources: the federal government, state/local government, and the institution				
13		\$0-30,000	14,128	16,387	17,752
14		\$30,001-48,000	13,928	16,837	18,036
15		\$48,001-75,000	11,985	16,036	17,326
16		\$75,001-110,000	6,941	10,937	14,118
17		\$110,001 and more	3,868	5,003	5,035
18		Total all income levels	8,256	10,440	11,648
Average institutional net price for full-time, first-time degree/certificate-seeking undergraduate students (paying the lower of in-state or in-district tuition rate) who were awarded any Title IV federal student aid by income level. This value is calculated using the following formula: [Line 11-(Line 13 through 18, respectively)]					
19		\$0-30,000	14,885	15,402	15,146
20		\$30,001-48,000	15,085	14,952	14,862
21		\$48,001-75,000	17,028	15,753	15,572
22		\$75,001-110,000	22,072	20,852	18,780
23		\$110,001 and more	25,145	26,786	27,863
24		Total all income levels	20,757	21,349	21,250
As required by the <i>Higher Education Act of 1965, as amended</i> , these amounts will be posted on the U.S. Department of Education's College Navigator website.					

 You may use the box below to provide additional context for the data you have reported above. Context notes will be posted on the College Navigator website. Therefore, you should write all context notes using proper grammar (e.g., complete sentences with punctuation) and common language that can be easily understood by students and parents (e.g., spell out acronyms).

Institution: University of Missouri-Columbia (178396)

User ID: 29C0011

Prepared by

Prepared by

Reporting Reminders:

- The name of the preparer is being collected so that we can follow up with the appropriate person in the event that there are questions concerning the data.
- The Keyholder will be copied on all email correspondence to other preparers.
- The time it took to prepare this component is being collected so that we can continue to improve our estimate of the reporting burden associated with IPEDS.
- Please include in your estimate the time it took for you to review instructions, query and search data sources, complete and review the component, and submit the data through the Data Collection System.
- Thank you for your assistance.

This survey component was prepared by:					
<input checked="" type="radio"/>	Keyholder	<input type="radio"/>	SFA Contact	<input type="radio"/>	HR Contact
<input type="radio"/>	Finance Contact	<input type="radio"/>	Other		
Name:	<input type="text" value="Randy Sade"/>				
Email:	<input type="text" value="SadeR@umsystem.edu"/>				

How many staff from your institution only were involved in the data collection and reporting process of this survey component?	
<input type="text" value="4.00"/>	Number of Staff (including yourself)

How many hours did you and others from your institution only spend on each of the steps below when responding to this survey component? <i>Exclude the hours spent collecting data for state and other reporting purposes.</i>					
Staff member	Collecting Data Needed	Revising Data to Match IPEDS Requirements	Entering Data	Revising and Locking Data	
Your office	<input type="text" value="3.00"/> hours	<input type="text" value="0.50"/> hours	<input type="text" value="0.50"/> hours	<input type="text" value="2.75"/> hours	
Other offices	<input type="text" value="9.00"/> hours	<input type="text" value="1.50"/> hours	<input type="text" value="1.00"/> hours	<input type="text" value="3.50"/> hours	

Institution: University of Missouri-Columbia (178396)

User ID: 29C0011

Summary

Cost I Component Summary

The purpose of this summary is to provide you an opportunity to view some of the data that, when accepted through the IPEDS quality control process, will appear on the [College Navigator](#) website and/or your institution's Data Feedback Report (DFR). In addition, all data reported in IPEDS survey components become publicly available through the [IPEDS Use the Data](#) and appear as aggregated statistics in various Department of Education reports. [College Navigator](#) is updated approximately three months after the data collection period closes and DFRs will be available through the [IPEDS Use the Data](#).

Please review your data for accuracy. If you have questions about the data displayed below or after reviewing the data reported on the survey screens, please contact the IPEDS Help Desk at: 1-877-225-2568 or ipedshelp@rti.org.

GENERAL INFORMATION	
Reporter Type	Academic
Calendar System	Semester Postsecondary awards, certificates, or diplomas of 300-899 clock hours...
Award Levels Offered	Bachelor's degree Postbaccalaureate certificate Master's degree Post-master's certificate Doctor's degree - research/scholarship Doctor's degree - professional practice Full-time Undergraduate
Levels of Enrollment Offered	Full-time First-time, degree/certificate-seeking Undergraduate Full-time Graduate (not including doctor's professional) Part-time Undergraduate Part-time First-time, degree/certificate-seeking Undergraduate Part-time Graduate (not including doctor's professional) Doctor's degree - professional practice programs
System	University of Missouri System

PRICING INFORMATION					
Alternative Tuition Plans		Tuition payment plan			
Promise program		Yes			
Full-time Undergraduate Tuition and Fees					
	Average full-time undergraduate student tuition and fees for academic year 2025-26	Tuition		Fees	
	In-state	14,342		1,214	
	Out-of-state	36,622		1,214	
Full-time Graduate Tuition and Fees					
	Average full-time graduate student tuition and fees for academic year 2025-26	Tuition		Fees	
	In-state	13,231		1,114	
	Out-of-state	33,077		1,114	
First-time, Full-time Undergraduate Cost of Attendance					
	Estimated expenses for academic year	2022-23	2023-24	2024-25	2025-26
	In-state tuition and fees	11,981	14,130	14,837	15,548
	Out-of-state tuition and fees	31,970	34,338	36,056	37,820
	Books and supplies	1,000	950	950	918
	On-campus food and housing	10,890	13,550	13,700	15,008
	On-campus other expenses	5,350	3,642	3,558	3,466
	Off-campus food and housing	10,890	13,550	13,700	15,008
	Off-campus other expenses	5,350	3,642	3,558	3,466
	Off-campus with family food and housing	1,800	1,810	3,778	4,932
	Off-campus with family other expenses	8,692	3,778	8,320	8,828

Average Net Price					
			2022-23	2023-24	2024-25

Average institutional net price for Full-time, first-time degree/certificate-seeking undergraduate students paying the lower of in-state or in-district tuition rate for public institutions who were awarded grant or scholarship aid from the federal government, state/local government, or the institution		20,067	22,236	22,473
Average institutional net price for full-time, first-time degree/certificate-seeking undergraduate students paying the lower of in-state or in-district tuition rate for public institutions who were awarded any Title IV federal student aid by income level.				
	\$0-30,000	14,885	15,402	15,146
	\$30,001-48,000	15,085	14,952	14,862
	\$48,001-75,000	17,028	15,753	15,572
	\$75,001-110,000	22,072	20,852	18,780
	\$110,001 and more	25,145	26,786	27,863
	Total all income levels	20,757	21,349	21,250

Edit Report

Cost II

Source	Description	Severity	Resolved	Options
Screen: Section 1 - Student Charges: Part B - Cost of attendance for full-time, first-time undergraduate students				
Screen Entry	This value is expected to be within 20% of the prior year amount. Please correct your data or explain. (Error #11110) This edit and explanation were retained from the prior year (for reference) and do not need to be re-explained in the current year edit report.	Explanation	Yes	
Reason	Every two years we evaluate the elements and costs that go into moderate but adequate other expenses for students and adjust accordingly.			
Screen Entry	This value is expected to be within 20% of the prior year amount. Please correct your data or explain. (Error #11110) This edit and explanation were retained from the prior year (for reference) and do not need to be re-explained in the current year edit report.	Explanation	Yes	
Reason	Every two years we evaluate the elements and costs that go into moderate but adequate other expenses for students and adjust accordingly.			
Screen Entry	This value is expected to be within 20% of the prior year amount. Please correct your data or explain. (Error #11110) This edit and explanation were retained from the prior year (for reference) and do not need to be re-explained in the current year edit report.	Explanation	Yes	
Reason	Every two years we evaluate the elements and costs that go into moderate but adequate other expenses for students and adjust accordingly.			
Screen Entry	This value is expected to be within 20% of the prior year amount. Please correct your data or explain. (Error #11110) This edit and explanation were retained from the prior year (for reference) and do not need to be re-explained in the current year edit report.	Explanation	Yes	
Reason	2023-24 is not accurate – costs in 2023-24 were \$8,404 for other expenses in this category.			
Screen Entry	This value is expected to be within 30% of the prior year amount. Please correct your data or explain. (Error #11571)	Explanation	Yes	
Reason	Increase is due to the rising cost of food and other necessities.			
Screen Entry	For students living Off-Campus (with family), any charges reported for food and housing are expected to be small, as it is assumed that students living at home with parents will be responsible for minimal food and housing costs. Please review your student financial aid budget(s), and if this amount is determined to be correct, please provide an explanation for the value reported. Otherwise, please revise your data. (Error #11564)	Explanation	Yes	
Reason	Amount is accurate.			
Screen Entry	For students living Off-Campus (with family), any charges reported for food and housing are expected to be small, as it is assumed that students living at home with parents will be responsible for minimal food and housing costs. Please review your student financial aid budget(s), and if this amount is determined to be correct, please provide an explanation for the value reported. Otherwise, please revise your data. (Error #11564)	Explanation	Yes	
Reason	Amount is accurate.			
Screen Entry	For students living Off-Campus (with family), any charges reported for food and housing are expected to be small, as it is assumed that students living at home with parents will be responsible for minimal food and housing costs. Please review your student financial aid budget(s), and if this amount is determined to be correct, please provide an explanation for the value reported. Otherwise, please revise your data. (Error #11564)	Explanation	Yes	
Reason	Amount is accurate.			
Screen Entry	For students living Off-Campus (with family), any charges reported for food and housing are expected to be small, as it is assumed that students living at home with parents will be responsible for minimal food and housing costs. Please review your student financial aid budget(s), and if this amount is determined to be correct, please provide an explanation for the value reported. Otherwise, please revise your data. (Error #11564)	Explanation	Yes	
Reason	Amount is accurate.			
Screen Entry	This value is expected to be within 30% of the prior year amount. Please correct your data or explain. (Error #11571)	Explanation	Yes	
Reason	Prior year amount did not include housing cost, food only.			

Screen: Section 1 - Student Charges: Part E - Food and Housing				
Screen Entry	The amount of food and housing charges (15,670) is outside the expected range of between 9,712 and 14,568 based on the prior year amount. Please confirm that the value reported is correct. (Error #11302)	Confirmation	Yes	
Screen: Section 2 - Financial Aid Data: Part C - full-time, first-time degree/certificate-seeking undergraduate students Awarded Grant & Scholarship Aid				
Screen Entry	The number entered is outside the expected range of between 48 and 88 when compared with the prior year value. Please correct your data or explain. (Error #7169)	Explanation	Yes	
Reason	This variance can be attributed to recent operational changes in how we collect data regarding students’ housing arrangements.			
Screen Entry	The number entered is outside the expected range of between 25 and 45 when compared with the prior year value. Please correct your data or explain. (Error #7169) This edit and explanation were retained from the prior year (for reference) and do not need to be re-explained in the current year edit report.	Explanation	Yes	
Reason	This number is correct. The number of students who live off campus without family fluctuates year to year.			
Screen: Section 2 - Financial Aid Data: Part D - full-time, first-time degree/certificate-seeking undergraduate students Awarded Title IV Aid				
Screen Entry	The number entered is outside the expected range of between 1 and 33 when compared with the prior year value. Please correct your data or explain. (Error #7169) This edit and explanation were retained from the prior year (for reference) and do not need to be re-explained in the current year edit report.	Explanation	Yes	
Reason	This number is correct. The number of students who live off campus without family fluctuates year to year.			
Screen Entry	The calculated average amount of grant or scholarship aid awarded to FTFT awarded Title IV Aid students from the federal government, state/local government, or the institution for this income level is smaller than expected in comparison with the other income levels. Please check the values reported for the number of these students who were awarded any Title IV aid (Col. 1) and the total amount of grant or scholarship aid awarded to them (Col. 3) and correct your data or explain the discrepancy. (Error #7317) This edit and explanation were retained from the prior year (for reference) and do not need to be re-explained in the current year edit report.	Explanation	Yes	
Reason	The institution has intentionally focused on awarding aid to students who fall just outside of Pell eligibility. This has increased the average amount of aid awarded in certain income ranges. Additionally, the amount of merit-based aid increased overall this year causing some impact to average aid amounts across all income ranges.			
Screen Entry	The total amount of grant or scholarship aid awarded to FTFT awarded Title IV Aid students from the federal government, state/local government, or the institution across all income levels is outside the expected range of between 10,793,104 and 17,988,506 based on the prior year value. Please correct your data or explain. (Error #7332) This edit and explanation were retained from the prior year (for reference) and do not need to be re-explained in the current year edit report.	Explanation	Yes	
Reason	The institution implemented additional merit-based awards causing an overall increase in average aid awarded.			
Screen Entry	The number entered is outside the expected range of between 33 and 61 when compared with the prior year value. Please correct your data or explain. (Error #7169)	Explanation	Yes	
Reason	This variance can be attributed to recent operational changes in how we collect data regarding students’ housing arrangements.			
Screen Entry	The calculated average amount of grant or scholarship aid awarded to FTFT awarded Title IV Aid students from the federal government, state/local government, or the institution for this income level is smaller than expected in comparison with the other income levels. Please check the values reported for the number of these students who were awarded any Title IV aid (Col. 1) and the total amount of grant or scholarship aid awarded to them (Col. 3) and correct your data or explain the discrepancy. (Error #7317)	Explanation	Yes	
Reason	The institution has intentionally focused on awarding aid to students who fall just outside of Pell eligibility. This has increased the average amount of aid awarded in certain income ranges. Additionally, the amount of merit-based aid increased overall this year causing some impact to average aid amounts across all income ranges.			
Screen Entry	The total amount of grant or scholarship aid awarded to FTFT awarded Title IV Aid students from the federal government, state/local government, or the institution across all income levels is outside the expected range of between 13,905,609 and 23,176,013 based on the prior year value. Please correct your data or explain. (Error #7332)	Explanation	Yes	
Reason	The institution implemented additional merit-based awards causing an overall increase in average aid awarded.			