

IPEDS 2025-26 Data Collection System

IPEDS HELP DESK (877) 225-2568 | ipedshelp@rti.org
OMB NO. 1850-0582 v.33 : Approval Expires 8/31/2027
User ID: 29C0011

Cost II 2025-26

Section 2: 2024-25 Data

Institution: University of Missouri-Kansas City (178402)

User ID: 29C0011

Overview

Cost Overview

The purpose of the Cost (CST) component is to collect information on student charges for Cost of Attendance estimates and to calculate an Average Net Price (ANP) for first-time, full-time undergraduate students to meet requirements of the Higher Education Act of 1965 (HEA), as amended. This component also collects information on tuition and fees for other groups of students.

Much of the data reported on CST appear on College Navigator, which is updated only one time after CST data have been reviewed by NCES. Therefore, any data reporting errors may stay on College Navigator for a full year.

Additionally, the ANP calculation has important implications for what students see about your institution, and also for the College Affordability and Transparency Center lists.

Data Reporting Reminder:

- Report data to accurately reflect the time period corresponding with the IPEDS survey component, even if such reporting is seemingly inconsistent with prior-year reporting.

Changes to reporting:

- No changes for the 2025-26 data collection period.

Resources:

- To download the survey materials for this component: [Survey Materials](#)
- To access your prior year data submission for this component: [Reported Data](#)

If you have questions about completing this survey, please contact the IPEDS Help Desk at 1-877-225-2568.

Institution: University of Missouri-Kansas City (178402)

User ID: 29C0011

Screening Questions

Data changed on this page cannot be saved and therefore will not be changed in the Winter Collection Periods.

1. Does your institution offer institutionally-controlled housing (on-campus and/or off-campus)?

If you answer **Yes** to this question, you will be expected to specify a housing capacity, and to report a housing charge or a combined food and housing charge.

☐ No☒ Yes

Specify housing capacity for academic year 2025-26

2. Are all full-time, first-time degree/certificate-seeking students required to live on campus or in institutionally controlled housing?

This is only a screening question, and your response does not show up on College Navigator.

If you answer **Yes** to this question, you will not be asked to report off-campus food and housing in the cost of attendance. If you make **ANY** exceptions to this rule, please answer **No** so that this does not cause conflicts with the average net price calculation. Misreporting may lead to an inaccurate average net price calculation for your institution.

☒ No☐ Yes, and we do not make **ANY** (even one) exceptions to this rule**3. Does your institution charge different tuition rates for in-district, in-state, or out-of-state students?**

If you answer **Yes** to this question, you will be expected to report different tuition amounts for in-district, in-state, and out-of-state students (as applicable).

Only select **YES** if you charge different tuition by students' residence status. You should not select **YES** and then report the same tuition rate 3 times.

☐ No☒ Yes, please check all tuition rates charged by your institution☐ In-district☒ In-state☒ Out-of-state**4. Do you offer food or meal plans to your students?**

If you answer **Yes** to this question, you will be expected to report a food charge or combined food and housing charge (C10).

☐ No☒ Yes - Enter the number of meals per week for the meal plan with the largest number of meals available☐ Yes - Number of meals per week can vary (e.g., students charge meals against a meal card)**5. Does your institution charge an application fee?**☐ No☒ Yes - select checkboxes for the student level(s) that have an application fee and report the amount of application fee(s) in Section 1 Part A.☐ Undergraduate programs☒ Graduate programs (not including Doctor's-Professional practice)☒ Doctor's-Professional Practice programs**6. For institutions that charge an application fee, can the application fee be waived for applicants that demonstrate financial need?**☐ No☒ Yes (please indicate for which level(s) application fee can be waived)☐ Undergraduate programs☒ Graduate programs (not including Doctor's-Professional practice)☒ Doctor's-Professional Practice programs**7. Indicate whether or not your institution participates in a Promise program.**☐ No☒ Yes**8. Indicate whether or not any of the following alternative tuition plans are offered by your institution.**☐ No☒ Yes [Check all that apply]☐ Tuition guarantee☐ Prepaid tuition plan☒ Tuition payment plan

☐ Other (specify in box below)


9. For the purposes of awarding institutional financial aid, does your institution require asset information from students who qualify for the exemption from asset reporting on the FAFSA form?

- ☒ No
☐ Yes

10. For the purpose of awarding institutional financial aid, does your institution require additional financial information separate from the FAFSA form?

- ☒ No
☐ Yes (please include a website link to where your institution's website explains what additional financial information is required.)

Link URL:

 You may use the box below to provide additional context for the data you have reported above. Context notes will be posted on the College Navigator website. Therefore, you should write all context notes using proper grammar (e.g., complete sentences with punctuation) and common language that can be easily understood by students and parents (e.g., spell out acronyms).


Institution: University of Missouri-Kansas City (178402)


User ID: 29C0011

Section 1 - Student Charges: Part A - Application fees

Data changed on this page cannot be saved and therefore will not be changed in the Winter Collection Periods.

If the institution charges an application fee, indicate the amount.

	 Amount	Prior year
Graduate application fee (not including Doctor's-Professional practice)	<div>45</div>	45
Doctor's-Professional Practice programs	<div>45</div>	45

 You may use the box below to provide additional context for the data you have reported above. Context notes will be posted on the College Navigator website. Therefore, you should write all context notes using proper grammar (e.g., complete sentences with punctuation) and common language that can be easily understood by students and parents (e.g., spell out acronyms).

Doctor's-Professional Practice application fees vary depending on degree program. Please refer to the program department's webpage for details.

Institution: University of Missouri-Kansas City (178402)


User ID: 29C0011

Section 1 - Student Charges: Part B - Cost of attendance for full-time, first-time undergraduate students

Reporting Reminders:

- These data will be made available to the public on College Navigator. If your institution participates in any Title IV programs (Federal Pell Grant, Federal Direct Loan, etc.), all information must be reported.
- For current year amounts: Please enter the amounts below.
- For prior year amounts: Please review the amounts below for accuracy and consistency with your institution's records and edit if needed. These data will be made available to the public on College Navigator.
- Estimates of expenses for books and supplies, food and housing, and other expenses are those from the Cost of Attendance report used by the financial aid office in determining financial need.

Charges for full academic year	2022-23	2023-24	2024-25	2025-26		
<u>Tuition</u> and <u>required fees</u> :					Tuition Guarantee (check only if applicable to entering students in 2025-26)	Guaranteed increase %
<u>In-district</u>						
Tuition	9,332	10,444	10,966	11,514	<input type="checkbox"/>	
Required fees	1,955	1,544	1,621	1,702	<input type="checkbox"/>	
Tuition + fees total	11,287	11,988	12,587	13,216		
<u>In-state</u>						
Tuition	9,332	10,444	10,966	11,514	<input type="checkbox"/>	
Required fees	1,955	1,544	1,621	1,702	<input type="checkbox"/>	
Tuition + fees total	11,287	11,988	12,587	13,216		
<u>Out-of-state</u>						
Tuition	25,805	27,244	28,606	30,036	<input type="checkbox"/>	
Required fees	1,955	1,544	1,621	1,702	<input type="checkbox"/>	
Tuition + fees total	27,760	28,788	30,227	31,738		
<u>Books and supplies</u>	814	800	786	786		
<u>On-campus</u> :						
<u>Food and housing</u>	12,262	12,118	<input checked="" type="checkbox"/> 15,452	15,622		
<u>Other expenses</u>	4,222	4,660	5,192	5,338		
Food and housing and other expenses total	16,484	16,778	20,644	20,960		
<u>Off-campus (not with family)</u> :						
<u>Food and housing</u>	12,270	13,058	14,108	14,509		
<u>Other expenses</u>	4,736	5,316	6,236	6,412		
Food and housing and other expenses total	17,006	18,374	20,344	20,921		
<u>Off-campus (with family)</u> :						
<u>Food and housing</u>			<input checked="" type="checkbox"/> 5,980	<input checked="" type="checkbox"/> 6,164		
<u>Other expenses</u>	4,736	5,316	6,236	6,412		
Food and housing and other expenses total	4,736	5,316	12,216	12,576		

 You may use the box below to provide additional context for the data you have reported above. Context notes will be posted on the College Navigator website. Therefore, you should write all context notes using proper grammar (e.g., complete sentences with punctuation) and common language that can be easily understood by students and parents (e.g., spell out acronyms).

- ☐ Non-applicable
- ☒ The Cost of Attendance varies by program.
- ☐ The Cost of Attendance or tuition and fee methodology changed from last year.
- ☒ We allow special Cost of Attendance allowance additions for some programs and student categories.
- ☒ Cost of Attendance updates are based on a recent (prior or current year) cost survey.
- ☒ Tuition and fees, and Cost of Attendance components vary by campus location.

- ☐ This is a U.S. Service Academy. All costs are covered, and students receive a stipend in exchange for a U.S. Armed Forces service commitment.
- ☐ First-year students must live on campus.
- ☐ The Tuition and Fees includes the estimated cost of a computer required for all students.
- ☐ The Tuition and Fees includes the cost of books and supplies.
- ☐ The Books and Supplies includes the estimated cost of a computer required for all students.
- ☒ The Cost of Attendance (COA) is based on a weighted average of student living arrangement categories while enrolled.
- ☐ The Cost of Attendance (COA) is based on a weighted average of costs for all students across Title IV eligible programs.

☐ Other


Institution: University of Missouri-Kansas City (178402)

User ID: 29C0011

Section 1 - Student Charges: Part C - Tuition and Required Fees by Level (Undergraduate and Graduate [not including Doctor's-Professional practice])

Data changed on this page cannot be saved and therefore will not be changed in the Winter Collection Periods.*When reporting for graduate students, **do not include** tuition for Doctor's-Professional students. This will be collected separately.*

Average tuition and required fees to all students in each category for the full academic year 2025-26 should be included (not just first-time, full-time undergraduate students).						
Undergraduate students (all)	In-district	Prior year	In-state	Prior year	Out-of-state	Prior year
Full-time						
Tuition	<input type="text" value="12,336"/>	11,750	<input type="text" value="12,336"/>	11,750	<input type="text" value="32,181"/>	30,650
Required fees	<input type="text" value="1,702"/>	1,621	<input type="text" value="1,702"/>	1,621	<input type="text" value="1,702"/>	1,621
Part-time						
Tuition (per credit hour charges)	<input type="text" value="411"/>	392	<input type="text" value="411"/>	392	<input type="text" value="1,073"/>	1,022
Required fees	<input type="text" value="353"/>	336	<input type="text" value="353"/>	336	<input type="text" value="353"/>	336
Graduate students (not including Doctor's-Professional practice)	In-district	Prior year	In-state	Prior year	Out-of-state	Prior year
Full-time						
Tuition	<input type="text" value="12,912"/>	12,298	<input type="text" value="12,912"/>	12,298	<input type="text" value="32,414"/>	30,870
Required fees	<input type="text" value="1,499"/>	1,428	<input type="text" value="1,499"/>	1,428	<input type="text" value="1,499"/>	1,428
Part-time						
Tuition (per credit hour charges)	<input type="text" value="538"/>	512	<input type="text" value="538"/>	512	<input type="text" value="1,351"/>	1,286
Required fees	<input type="text" value="353"/>	336	<input type="text" value="353"/>	336	<input type="text" value="353"/>	336

 You may use the box below to provide additional context for the data you have reported above. Context notes will be posted on the College Navigator website. Therefore, you should write all context notes using proper grammar (e.g., complete sentences with punctuation) and common language that can be easily understood by students and parents (e.g., spell out acronyms).

Part-time Required Fees shown are for the first credit hour (non-online) taken and is the minimum amount a student will pay. Please refer to the Cashier's Office webpage for details.

Institution: University of Missouri-Kansas City (178402)

User ID: 29C0011

Section 1 - Student Charges: Part D - Tuition and Required Fees by Level (Selected Doctor's-Professional Practice)

Data changed on this page cannot be saved and therefore will not be changed in the Winter Collection Periods.

Average tuition and required fees to all students in each category for the full academic year 2025-26 should be included. DO NOT include food and housing charges.			
	In-state	Out-of-state	
1. Chiropractic (D.C. or D.C.M.):			
Tuition	<input type="text"/>	<input type="text"/>	
Required fees	<input type="text"/>	<input type="text"/>	
2. Dentistry (D.D.S. or D.M.D.):			
Tuition	<input type="text" value="45,518"/>	<input type="text" value="90,086"/>	
Required fees	<input type="text" value="8,613"/>	<input type="text" value="8,613"/>	
3. Medicine (M.D.):			
Tuition	<input type="text" value="33,684"/>	<input type="text" value="66,645"/>	
Required fees	<input type="text" value="2,631"/>	<input type="text" value="2,631"/>	
4. Optometry (O.D.):			
Tuition	<input type="text"/>	<input type="text"/>	
Required fees	<input type="text"/>	<input type="text"/>	
5. Osteopathic Medicine (D.O.):			
Tuition	<input type="text"/>	<input type="text"/>	
Required fees	<input type="text"/>	<input type="text"/>	
6. Pharmacy (Pharm.D.):			
Tuition	<input type="text" value="31,816"/>	<input type="text" value="69,247"/>	
Required fees	<input type="text" value="1,702"/>	<input type="text" value="1,702"/>	
7. Podiatry (Pod.D., D.P., or D.P.M.):			
Tuition	<input type="text"/>	<input type="text"/>	
Required fees	<input type="text"/>	<input type="text"/>	
8. Veterinary Medicine (D.V.M.):			
Tuition	<input type="text"/>	<input type="text"/>	
Required fees	<input type="text"/>	<input type="text"/>	
9. Law (J.D.):			
Tuition	<input type="text" value="23,588"/>	<input type="text" value="29,588"/>	
Required fees	<input type="text" value="1,702"/>	<input type="text" value="1,702"/>	

User ID: 29C0011

Data changed on this page cannot be saved and therefore will not be changed in the Winter Collection Periods.

 You may use the box below to provide additional context for the data you have reported above. Context notes will be posted on the College Navigator website. Therefore, you should write all context notes using proper grammar (e.g., complete sentences with punctuation) and common language that can be easily understood by students and parents (e.g., spell out acronyms).

Institution: University of Missouri-Kansas City (178402)

User ID: 29C0011

Section 2 - Financial Aid Data : Part A - Establish Your Student Counts

Part A - Establish Your Student Counts

Instructions:

In the fields below, report the number of full-time, first-time degree/certificate-seeking undergraduate students enrolled in Fall 2024.

Reporting Reminders:

- Part A establishes student counts.
- The numbers on this screen are carried forward to other parts of the Cost survey component and checked for consistency with data reported in other survey components.

		CURRENT REPORTED DATA	PRIOR REPORTED DATA
		Fall 2024	Fall 2023
01	All full-time, first-time degree/certificate-seeking undergraduate students	1,302	1,242
02	Of those on line 01, those (paying the lower of in-state or in-district tuition rate) who were awarded grant or scholarship aid from the federal government, state/local government, or the institution	1,145	1,081
03	Of those on line 01, those (paying the lower of in-state or in-district tuition rate) who were awarded any <u>Title IV federal student aid</u>	876	783

Institution: University of Missouri-Kansas City (178402)

User ID: 29C0011

Section 2 - Financial Aid Data: Part B - full-time, first-time degree/certificate-seeking undergraduate students

Part B – Number of full-time, first-time degree/certificate-seeking undergraduate students paying different tuition rates

Instructions:

- In the fields below, report the number of full-time, first-time degree/certificate-seeking undergraduate students enrolled in Fall 2024 paying the lower of in-state or in-district tuition rate. If your institution does not offer different rates, report all students as paying in-state tuition rates.

Information from Part A		Fall 2024		
01	Full-time, first-time degree/certificate-seeking undergraduate students (This number is carried forward from Part A, Line 01)	1,302		
Full-time, first-time students:		YOUR CURRENT YEAR DATA		YOUR PRIOR YEAR DATA
		Fall 2024		Fall 2023
		Number of students	Percentage of students	Percentage of students
02	<u>paying in-district tuition rates</u>	<input type="text" value="0"/>	0	0
03	<u>paying in-state tuition rates</u>	<input type="text" value="1,161"/>	89	89
04	<u>paying out-of-state tuition rates</u>	<input type="text" value="141"/>	11	11
05	Unknown (calculated value) This value is calculated using the following formula: [Line 01-(Line 02 +Line 03 +Line 04)]	<input type="text" value="0"/>	0	0


Institution: University of Missouri-Kansas City (178402)

User ID: 29C0011

Section 2 - Financial Aid Data: Part C - full-time, first-time degree/certificate-seeking undergraduate students Awarded Grant & Scholarship Aid**Part C - Enter information about full-time, first-time degree/certificate-seeking undergraduate students paying the lower of in-state or in-district tuition rate who were awarded grant or scholarship aid from the following sources: the federal government, state/local government, or the institution****Reporting Reminders:**

- **The information you report in this part will be used in Section 3 to calculate an institutional average net price (ANP)**
- Do not include students who received HEERF grants only.
- For this part, report:
 - **Students:** Full-time, first-time degree/certificate-seeking undergraduate students enrolled in Fall 2024 for the 2024-25 academic year as defined by the institution paying the lower of in-state or in-district tuition rate who were awarded grant or scholarship aid from the following sources: the federal government, state/local government, or the institution (Do not include students awarded only grant or scholarship aid from private or other sources, or students awarded only non-grant aid)
 - **Aid Types:** Grant or scholarship aid from the federal government, state/local government, and/or the institution. (Do not include grant or scholarship aid from private or other sources, parent PLUS loans, federal student loans, private loans, HEERF grants, and/or Federal Work Study amounts)
 - **Award period:** Any time during academic year 2024-25, including cross-over financial aid award periods assigned to the 2024-25 academic year.

Information from Part A:		PRIOR REPORTED DATA Fall 2022	PRIOR REPORTED DATA Fall 2023	CURRENT REPORTED DATA Fall 2024
01	Full-time, first-time degree/certificate-seeking undergraduate students paying the lower of in-state or in-district tuition rate who were awarded grant or scholarship aid from the following sources: the federal government, state/local government, or the institution (This number is carried forward from Part A, Line 02)	<input type="text" value="744"/>	<input checked="" type="checkbox"/> <input type="text" value="1,081"/>	<input type="text" value="1,145"/>
Report the number of these students from Part A, Line 02 with the following living arrangements:		PRIOR REPORTED DATA Fall 2022	PRIOR REPORTED DATA Fall 2023	CURRENT REPORTED DATA Fall 2024
02	<u>On-campus</u>	<input type="text" value="368"/>	<input checked="" type="checkbox"/> <input type="text" value="497"/>	<input type="text" value="454"/>
03	<u>Off-campus (with family)</u>	<input type="text" value="239"/>	<input checked="" type="checkbox"/> <input type="text" value="381"/>	<input checked="" type="checkbox"/> <input type="text" value="532"/>
04	<u>Off-campus (not with family)</u>	<input type="text" value="87"/>	<input checked="" type="checkbox"/> <input type="text" value="124"/>	<input type="text" value="120"/>
05	Unknown (calculated) This value is calculated using the following formula: Line 01 - (Line 02 +Line 03 +Line 04)	<input type="text" value="50"/>	<input type="text" value="79"/>	<input type="text" value="39"/>
06	Report the total amount of grant or scholarship aid from the federal government, state/local government, or the institution awarded to these students. Do not include HEERF grants.	Award period 2022-23 <input type="text" value="7,740,326"/>	Award period 2023-24 <input type="text" value="11,520,124"/>	Award period 2024-25 <input type="text" value="13,603,480"/>
07	Average grant or scholarship aid from the federal government, state/local government, or the institution awarded to full-time, first-time degree/certificate undergraduate students (calculated value). This value is calculated using the following formula: Line 06/Line 01	<input type="text" value="10,404"/>	<input type="text" value="10,657"/>	<input type="text" value="11,881"/>

 You may use the box below to provide additional context for the data you have reported above. Context notes will be posted on the College Navigator website. Therefore, you should write all context notes using proper grammar (e.g., complete sentences with punctuation) and common language that can be easily understood by students and parents (e.g., spell out acronyms).

Institution: University of Missouri-Kansas City (178402)

User ID: 29C0011

Section 2 - Financial Aid Data: Part D - full-time, first-time degree/certificate-seeking undergraduate students Awarded Title IV Aid

Full-time, first-time degree/certificate-seeking undergraduate students paying the lower of in-state or in-district tuition rate awarded any Title IV federal student aid.

Reporting Reminders:

- The information you report in this part will be used in Section 3 to calculate an institutional average net price (ANP) by income level.
- Do not include students who received HEERF grants only.
- For this part, report:
 - **Students:** Full-time, first-time degree/certificate-seeking undergraduate students enrolled Fall 2024 for the 2024-25 academic year as defined by the institution paying the lower of in-state or in-district tuition rate who were awarded any Title IV federal student aid


Information from Part A:		PRIOR REPORTED DATA Fall 2022	PRIOR REPORTED DATA Fall 2023	CURRENT REPORTED DATA Fall 2024
01	Full-time, first-time degree/certificate-seeking undergraduate students paying the lower of in-state or in-district tuition rate who were awarded any Title IV federal student aid (This number is carried forward from Part A, Line 03) Report the number of these students with the following living arrangements:	<input type="text" value="555"/>	<input checked="" type="checkbox"/> <input type="text" value="783"/>	<input type="text" value="876"/>
Report the number of these students from Part A, Line 01 with the following living arrangements:		PRIOR REPORTED DATA Fall 2022	PRIOR REPORTED DATA Fall 2023	CURRENT REPORTED DATA Fall 2024
		2022-23	2023-24	2024-25
02	<u>On-campus</u>	<input type="text" value="293"/>	<input type="text" value="376"/>	<input type="text" value="348"/>
03	<u>Off-campus (with family)</u>	<input type="text" value="189"/>	<input checked="" type="checkbox"/> <input type="text" value="303"/>	<input checked="" type="checkbox"/> <input type="text" value="404"/>
04	<u>Off-campus (not with family)</u>	<input type="text" value="72"/>	<input checked="" type="checkbox"/> <input type="text" value="101"/>	<input type="text" value="93"/>
05	Unknown (calculated) This value is calculated using the formula: [Line 01 - (Line 02 + Line 03 + Line 04)]	<input type="text" value="1"/>	<input type="text" value="3"/>	<input type="text" value="31"/>

Full-Time, First-Time Degree/Certificate Undergraduates Awarded Title IV Aid

	Number of students awarded any Title IV aid	Of those in Column 1, the number awarded any grant or scholarship aid from the following sources: the federal government, state/local government, or the institution	For those in Column 1, the total amount of grant or scholarship aid awarded from the following sources: the federal government, state/local government, or the institution	i Average amount of federal, state/local, and institutional grant or scholarship aid awarded to students in Column 1
2022-23				
Income level	Col. 1	Col. 2	Col. 3	Col. 4
01 \$0-30,000	<input type="text" value="175"/>	<input type="text" value="174"/>	<input type="text" value="2,700,457"/>	<input type="text" value="15,431"/>
02 \$30,001-48,000	<input type="text" value="107"/>	<input type="text" value="107"/>	<input type="text" value="1,613,344"/>	<input type="text" value="15,078"/>
03 \$48,001-75,000	<input type="text" value="112"/>	<input type="text" value="108"/>	<input type="text" value="1,460,803"/>	<input type="text" value="13,043"/>
04 \$75,001-110,000	<input type="text" value="73"/>	<input type="text" value="49"/>	<input type="text" value="437,004"/>	<input type="text" value="5,986"/>
05 \$110,001 and more	<input type="text" value="88"/>	<input type="text" value="26"/>	<input type="text" value="341,667"/>	<input type="text" value="3,883"/>
06 Total all income levels	<input type="text" value="555"/>	<input type="text" value="464"/>	<input type="text" value="6,553,275"/>	<input type="text" value="11,808"/>

	Number of students awarded any Title IV aid	Of those in Column 1, the number awarded any grant or scholarship aid from the following sources: the federal government, state/local government, or the institution	For those in Column 1, the total amount of grant or scholarship aid awarded from the following sources: the federal government, state/local government, or the institution	i Average amount of federal, state/local, and institutional grant or scholarship aid awarded to students in Column 1
2023-24				
Income level	Col. 1	Col. 2	Col. 3	Col. 4
01 \$0-30,000	<input type="text" value="222"/>	<input type="text" value="221"/>	<input type="text" value="3,273,132"/>	<input checked="" type="checkbox"/> 14,744
02 \$30,001-48,000	<input type="text" value="138"/>	<input type="text" value="137"/>	<input type="text" value="2,049,060"/>	<input type="text" value="14,848"/>
03 \$48,001-75,000	<input type="text" value="160"/>	<input type="text" value="157"/>	<input type="text" value="2,033,104"/>	<input type="text" value="12,707"/>
04 \$75,001-110,000	<input type="text" value="124"/>	<input type="text" value="121"/>	<input type="text" value="1,153,270"/>	<input type="text" value="9,301"/>
05 \$110,001 and more	<input type="text" value="139"/>	<input type="text" value="133"/>	<input type="text" value="895,561"/>	<input type="text" value="6,443"/>
06 Total all income levels	<input checked="" type="checkbox"/> 783	<input checked="" type="checkbox"/> 769	<input checked="" type="checkbox"/> 9,404,127	<input type="text" value="12,010"/>

		Number of students awarded any Title IV aid	Of those in Column 1, the number awarded any grant or scholarship aid from the following sources: the federal government, state/local government, or the institution	For those in Column 1, the total amount of grant or scholarship aid awarded from the following sources: the federal government, state/local government, or the institution	1 Average amount of federal, state/local, and institutional grant or scholarship aid awarded to students in Column 1
2024-25					
Income level		Col. 1	Col. 2	Col. 3	Col. 4
01	\$0-30,000	<input type="text" value="332"/>	<input type="text" value="329"/>	<input type="text" value="4,785,379"/>	<input checked="" type="checkbox"/> 14,414
02	\$30,001-48,000	<input type="text" value="135"/>	<input type="text" value="135"/>	<input type="text" value="2,112,850"/>	<input checked="" type="checkbox"/> 15,651
03	\$48,001-75,000	<input type="text" value="137"/>	<input type="text" value="137"/>	<input type="text" value="2,226,932"/>	16,255
04	\$75,001-110,000	<input type="text" value="112"/>	<input type="text" value="112"/>	<input type="text" value="1,458,753"/>	13,025
05	\$110,001 and more	<input type="text" value="160"/>	<input type="text" value="150"/>	<input type="text" value="1,081,666"/>	6,760
06	Total all income levels	876	863	11,665,580	13,317

 You may use the box below to provide additional context for the data you have reported above. Context notes will be posted on the College Navigator website. Therefore, you should write all context notes using proper grammar (e.g., complete sentences with punctuation) and common language that can be easily understood by students and parents (e.g., spell out acronyms).


Institution: University of Missouri-Kansas City (178402)

User ID: 29C0011

Section 3 - Average Net Price: Part A - Net Price for full-time, first-time degree/certificate-seeking undergraduate students Awarded Grant & Scholarship Aid**Part A – Average net price calculation for full-time, first-time degree/certificate-seeking undergraduate students paying the lower of in-state or in-district tuition rate awarded grant or scholarship aid from the federal government, state/local government, or the institution****Note:**

- The following average net price (ANP) values are calculated by the IPEDS Data Collection System and based on Cost of Attendance (COA) and selected financial aid information reported in Sections 1 and 2, respectively, of the Cost survey component. For more information about the data your institution reported in Sections 1 and 2, please contact your institution's IPEDS Keyholder.

Cost of attendance components			PRIOR REPORTED DATA	PRIOR REPORTED DATA	CURRENT REPORTED DATA
			2022-23	2023-24	2024-25
01	Tuition and required fees (lower of in-state or in-district tuition rate)		11,287	11,988	12,587
02	Books and supplies		814	800	786
	Food and housing and other expenses by living arrangement				
03		On-campus	16,484	16,778	20,644
04		Off-campus (with family)	4,736	5,316	12,216
05		Off-campus (not with family)	17,006	18,374	20,344
Number of these students by living arrangement			PRIOR REPORTED DATA	PRIOR REPORTED DATA	CURRENT REPORTED DATA
			2022-23	2023-24	2024-25
06		On-campus	368	497	454
07		Off-campus (with family)	239	381	532
08		Off-campus (not with family)	87	124	120
09		Unknown	50	79	39
10	Weighted average for food and housing and other expenses by number of students for each living arrangement (excluding unknown values) See instructions for the formula for this calculation		12,504	12,617	16,557
11	Total cost of attendance This value is calculated using the following formula: [Line 01 + Line 02 + Line 10]		24,605	25,405	29,930
12	Average amount of grant or scholarship aid awarded to these students from the following sources: the federal government, state/local government, and the institution		10,404	10,657	11,881
13	Average institutional net price for these students This value is calculated using the following formula: [Line 11 - Line 12]		14,201	14,748	18,049
As required by the Higher Education Act of 1965, as amended, these amounts will be posted on the U.S. Department of Education's College Navigator website and used in the U.S. Department of Education's College Affordability and Transparency Lists.					

 You may use the box below to provide additional context for the data you have reported above. Context notes will be posted on the College Navigator website. Therefore, you should write all context notes using proper grammar (e.g., complete sentences with punctuation) and common language that can be easily understood by students and parents (e.g., spell out acronyms).


Institution: University of Missouri-Kansas City (178402)

User ID: 29C0011

Section 3 - Average Net Price: Part B - Net Price for full-time, first-time degree/certificate-seeking undergraduate students Awarded Title IV Aid**Net Price Calculation for Full-time, first-time degree/certificate-seeking undergraduate students awarded any Title IV federal student aid.****Note:**

- The following average net price (ANP) values are calculated by the IPEDS Data Collection System and based on Cost of Attendance (COA) and selected financial aid information reported in Sections 1 and 2, respectively, of the Cost survey component. For more information about the data your institution reported in Sections 1 and 2, please contact your institution's IPEDS Keyholder.

Cost of attendance of components			PRIOR REPORTED DATA	PRIOR REPORTED DATA	CURRENT REPORTED DATA
			2022-23	2023-24	2024-25
01	Tuition and required fees (lower of in-state or in-district tuition rate)		11,287	11,988	12,587
02	Books and supplies		814	800	786
Food and housing and other expenses by living arrangement					
03		On-campus	16,484	16,778	20,644
04		Off-campus (with family)	4,736	5,316	12,216
05		Off-campus (not with family)	17,006	18,374	20,344
Number of these students by living arrangement			PRIOR REPORTED DATA 2022-23	PRIOR REPORTED DATA 2023-24	CURRENT REPORTED DATA 2024-25
06		On-campus	293	376	348
07		Off-campus (with family)	189	303	404
08		Off-campus (not with family)	72	101	93
09		Unknown	1	3	31
10	Weighted average for food and housing and other expenses by number of students for each living arrangement (excluding unknown values) See instructions for the formula for this calculation		12,544	12,532	16,582
11	Total cost of attendance This value is calculated using the following formula: [G01+G02+G10]		24,645	25,320	29,955
12	Average amount of grant or scholarship aid awarded to these students from the following sources: the federal government, state/local government, and the institution				
13		\$0-30,000	15,431	14,744	14,414
14		\$30,001-48,000	15,078	14,848	15,651
15		\$48,001-75,000	13,043	12,707	16,255
16		\$75,001-110,000	5,986	9,301	13,025
17		\$110,001 and more	3,883	6,443	6,760
18		Total all income levels	11,808	12,010	13,317
Average institutional net price for full-time, first-time degree/certificate-seeking undergraduate students (paying the lower of in-state or in-district tuition rate) who were awarded any Title IV federal student aid by income level. This value is calculated using the following formula: [Line 11-(Line 13 through 18, respectively)]					
19		\$0-30,000	9,214	10,576	15,541
20		\$30,001-48,000	9,567	10,472	14,304
21		\$48,001-75,000	11,602	12,613	13,700
22		\$75,001-110,000	18,659	16,019	16,930
23		\$110,001 and more	20,762	18,877	23,195
24		Total all income levels	12,837	13,310	16,638
As required by the <i>Higher Education Act of 1965, as amended</i> , these amounts will be posted on the U.S. Department of Education's College Navigator website.					

 You may use the box below to provide additional context for the data you have reported above. Context notes will be posted on the College Navigator website. Therefore, you should write all context notes using proper grammar (e.g., complete sentences with punctuation) and common language that can be easily understood by students and parents (e.g., spell out acronyms).

Institution: University of Missouri-Kansas City (178402)

User ID: 29C0011

Prepared by

Prepared by

Reporting Reminders:

- The name of the preparer is being collected so that we can follow up with the appropriate person in the event that there are questions concerning the data.
- The Keyholder will be copied on all email correspondence to other preparers.
- The time it took to prepare this component is being collected so that we can continue to improve our estimate of the reporting burden associated with IPEDS.
- Please include in your estimate the time it took for you to review instructions, query and search data sources, complete and review the component, and submit the data through the Data Collection System.
- Thank you for your assistance.

This survey component was prepared by:			
<input checked="" type="radio"/>	Keyholder	<input type="radio"/>	SFA Contact
<input type="radio"/>	Finance Contact	<input type="radio"/>	Other
Name:		<input type="text" value="Randy Sade"/>	
Email:		<input type="text" value="SadeR@umsystem.edu"/>	

How many staff from your institution only were involved in the data collection and reporting process of this survey component?	
<input type="text" value="4.00"/>	Number of Staff (including yourself)

How many hours did you and others from your institution only spend on each of the steps below when responding to this survey component? <i>Exclude the hours spent collecting data for state and other reporting purposes.</i>				
Staff member	Collecting Data Needed	Revising Data to Match IPEDS Requirements	Entering Data	Revising and Locking Data
Your office	<input type="text" value="3.00"/> hours	<input type="text" value="0.50"/> hours	<input type="text" value="0.50"/> hours	<input type="text" value="3.00"/> hours
Other offices	<input type="text" value="9.00"/> hours	<input type="text" value="1.50"/> hours	<input type="text" value="1.00"/> hours	<input type="text" value="4.00"/> hours

Institution: University of Missouri-Kansas City (178402)

User ID: 29C0011

Summary

Cost I Component Summary

The purpose of this summary is to provide you an opportunity to view some of the data that, when accepted through the IPEDS quality control process, will appear on the [College Navigator](#) website and/or your institution's Data Feedback Report (DFR). In addition, all data reported in IPEDS survey components become publicly available through the [IPEDS Use the Data](#) and appear as aggregated statistics in various Department of Education reports. [College Navigator](#) is updated approximately three months after the data collection period closes and DFRs will be available through the [IPEDS Use the Data](#).

Please review your data for accuracy. If you have questions about the data displayed below or after reviewing the data reported on the survey screens, please contact the IPEDS Help Desk at: 1-877-225-2568 or ipedshelp@rti.org.

GENERAL INFORMATION	
Reporter Type	Academic
Calendar System	Semester Postsecondary awards, certificates, or diplomas of 300-899 clock hours...
Award Levels Offered	Bachelor's degree Postbaccalaureate certificate Master's degree Post-master's certificate Doctor's degree - research/scholarship Doctor's degree - professional practice Full-time Undergraduate
Levels of Enrollment Offered	Full-time First-time, degree/certificate-seeking Undergraduate Full-time Graduate (not including doctor's professional) Part-time Undergraduate Part-time First-time, degree/certificate-seeking Undergraduate Part-time Graduate (not including doctor's professional) Doctor's degree - professional practice programs
System	University of Missouri System

PRICING INFORMATION					
Alternative Tuition Plans		Tuition payment plan			
Promise program		Yes			
Full-time Undergraduate Tuition and Fees					
	Average full-time undergraduate student tuition and fees for academic year 2025-26	Tuition		Fees	
	In-state	12,336		1,702	
	Out-of-state	32,181		1,702	
Full-time Graduate Tuition and Fees					
	Average full-time graduate student tuition and fees for academic year 2025-26	Tuition		Fees	
	In-state	12,912		1,499	
	Out-of-state	32,414		1,499	
First-time, Full-time Undergraduate Cost of Attendance					
	Estimated expenses for academic year	2022-23	2023-24	2024-25	2025-26
	In-state tuition and fees	11,287	11,988	12,587	13,216
	Out-of-state tuition and fees	27,760	28,788	30,227	31,738
	Books and supplies	814	800	786	786
	On-campus food and housing	12,262	12,118	15,452	15,622
	On-campus other expenses	4,222	4,660	5,192	5,338
	Off-campus food and housing	12,270	13,058	14,108	14,509
	Off-campus other expenses	4,736	5,316	6,236	6,412
	Off-campus with family food and housing			5,980	6,164
	Off-campus with family other expenses	4,736	5,316	6,236	6,412

Average Net Price				
		2022-23	2023-24	2024-25

Average institutional net price for Full-time, first-time degree/certificate-seeking undergraduate students paying the lower of in-state or in-district tuition rate for public institutions who were awarded grant or scholarship aid from the federal government, state/local government, or the institution		14,201	14,748	18,049
Average institutional net price for full-time, first-time degree/certificate-seeking undergraduate students paying the lower of in-state or in-district tuition rate for public institutions who were awarded any Title IV federal student aid by income level.				
	\$0-30,000	9,214	10,576	15,541
	\$30,001-48,000	9,567	10,472	14,304
	\$48,001-75,000	11,602	12,613	13,700
	\$75,001-110,000	18,659	16,019	16,930
	\$110,001 and more	20,762	18,877	23,195
	Total all income levels	12,837	13,310	16,638

Edit Report

Cost II

Source	Description	Severity	Resolved	Options
Screen: Section 1 - Student Charges: Part B - Cost of attendance for full-time, first-time undergraduate students				
Screen Entry	This value is expected to be within 20% of the prior year amount. Please correct your data or explain. (Error #11110) This edit and explanation were retained from the prior year (for reference) and do not need to be re-explained in the current year edit report.	Explanation	Yes	
Reason	In previous years, on-campus housing was built on an average. When comparing median vs average costs for the 24-25 academic year it was determined that the median was greater than the average. This change resulted in a larger increase than typical in our on campus housing costs.			
Screen Entry	For students living Off-Campus (with family), any charges reported for food and housing are expected to be small, as it is assumed that students living at home with parents will be responsible for minimal food and housing costs. Please review your student financial aid budget(s), and if this amount is determined to be correct, please provide an explanation for the value reported. Otherwise, please revise your data. (Error #11564)	Explanation	Yes	
Reason	Housing costs are less, however, we utilize the same meal costs as we do for off-campus students. While it is true that some students may benefit from living at home and have lower costs in housing, we have also determined that students costs for meals can remain the same, especially in instances where the family treats the arrangement like an apartment arrangement, charging rent, etc. To reduce the meal value down would not support the students in this plan who incur those level of costs.			
Screen Entry	For students living Off-Campus (with family), any charges reported for food and housing are expected to be small, as it is assumed that students living at home with parents will be responsible for minimal food and housing costs. Please review your student financial aid budget(s), and if this amount is determined to be correct, please provide an explanation for the value reported. Otherwise, please revise your data. (Error #11564)	Explanation	Yes	
Reason	Housing costs are less, however, we utilize the same meal costs as we do for off-campus students. While it is true that some students may benefit from living at home and have lower costs in housing, we have also determined that students costs for meals can remain the same, especially in instances where the family treats the arrangement like an apartment arrangement, charging rent, etc. To reduce the meal value down would not support the students in this plan who incur those level of costs.			
Screen: Section 1 - Student Charges: Part E - Food and Housing				
Perform Edits	The amount entered (15,622) for food and housing on the Section 1 - Part B - Cost of Attendance screen is expected to be within 10% of the amount entered for food and housing on the Food and Housing screen (13,147). Please correct your data or explain the discrepancy between the two amounts reported. (Error #11236)	Explanation	Yes	
Reason	Per IPEDS instructions, amount for Housing shown is for the predominate Double room. The amount for Cost of Attendance represents what the average surveyed student pays. Many students do choose the slightly higher cost Single room.			
Related Screens	Part B - Cost of Attendance for FTFTUG, Part E - Food and Housing			
Screen: Section 2 - Financial Aid Data: Part C - full-time, first-time degree/certificate-seeking undergraduate students Awarded Grant & Scholarship Aid				
Screen Entry	The number entered is outside the expected range of between 521 and 967 when compared with the prior year value. Please correct your data or explain. (Error #7169)	Explanation	Yes	
Reason	Number now includes Kansas residents paying a Missouri in-state rate, who were not included in the prior year cohort.			
Screen Entry	The number entered is outside the expected range of between 267 and 495 when compared with the prior year value. Please correct your data or explain. (Error #7169)	Explanation	Yes	
Reason	FAFSA Simplification also removed the question from the FAFSA that asked students where they planned to live. As a result UMKC added a question to their Admissions application and there appears to be a higher volume of students that indicated living with family.			
Screen Entry	The number entered is outside the expected range of between 258 and 478 when compared with the prior year value. Please correct your data or explain. (Error #7169) This edit and explanation were retained from the prior year (for reference) and do not need to be re-explained in the current year edit report.	Explanation	Yes	
Reason	Number now includes Kansas residents paying a Missouri in-state rate, who were not included in the prior year cohort.			
Screen Entry	The number entered is outside the expected range of between 168 and 310 when compared with the prior year value. Please correct your data or explain. (Error #7169) This edit and explanation were retained from the prior year (for reference) and do not need to be re-explained in the current year edit report.	Explanation	Yes	
Reason	Number now includes Kansas residents paying a Missouri in-state rate, who were not included in the prior year cohort.			
Screen Entry	The number entered is outside the expected range of between 61 and 113 when compared with the prior year value. Please correct your data or explain. (Error #7169) This edit and explanation were retained from the prior year (for reference) and do not need to be re-explained	Explanation	Yes	

	in the current year edit report.			
Reason	Number now includes Kansas residents paying a Missouri in-state rate, who were not included in the prior year cohort.			
Screen: Section 2 - Financial Aid Data: Part D - full-time, first-time degree/certificate-seeking undergraduate students Awarded Title IV Aid				
Screen Entry	The number entered is outside the expected range of between 133 and 245 when compared with the prior year value. Please correct your data or explain. (Error #7169) This edit and explanation were retained from the prior year (for reference) and do not need to be re-explained in the current year edit report.	Explanation	Yes	
Reason	Number now includes Kansas residents paying a Missouri in-state rate, who were not included in the prior year cohort.			
Screen Entry	The number entered is outside the expected range of between 51 and 93 when compared with the prior year value. Please correct your data or explain. (Error #7169) This edit and explanation were retained from the prior year (for reference) and do not need to be re-explained in the current year edit report.	Explanation	Yes	
Reason	Number now includes Kansas residents paying a Missouri in-state rate, who were not included in the prior year cohort.			
Screen Entry	The calculated average amount of grant or scholarship aid awarded to FTFT awarded Title IV Aid students from the federal government, state/local government, or the institution for this income level is smaller than expected in comparison with the other income levels. Please check the values reported for the number of these students who were awarded any Title IV aid (Col. 1) and the total amount of grant or scholarship aid awarded to them (Col. 3) and correct your data or explain the discrepancy. (Error #7317) This edit and explanation were retained from the prior year (for reference) and do not need to be re-explained in the current year edit report.	Explanation	Yes	
Reason	There is one scholarship that was awarded to a specific cohort of students that had need, but fell into the second (\$30,001-48,000) income level range, which impacted the overall average.			
Screen Entry	The total number of FTFT awarded Title IV Aid students who were awarded any Title IV aid across all income levels is outside the expected range of between 417 and 693 based on the prior year value. Please correct your data or explain. (Error #7333) This edit and explanation were retained from the prior year (for reference) and do not need to be re-explained in the current year edit report.	Explanation	Yes	
Reason	Number now includes Kansas residents paying a Missouri in-state rate, who were not included in the prior year cohort.			
Screen Entry	The total amount of grant or scholarship aid awarded to FTFT awarded Title IV Aid students from the federal government, state/local government, or the institution across all income levels is outside the expected range of between 4,914,957 and 8,191,593 based on the prior year value. Please correct your data or explain. (Error #7332) This edit and explanation were retained from the prior year (for reference) and do not need to be re-explained in the current year edit report.	Explanation	Yes	
Reason	Number now includes Kansas residents paying a Missouri in-state rate, who were not included in the prior year cohort.			
Screen Entry	The total number of FTFT awarded Title IV Aid students who were awarded any grant or scholarship aid from the federal government, state/local government, or the institution across all income levels is outside of the expected range of between 256 and 672 based on the prior year value. Please correct your data or explain. (Error #7334) This edit and explanation were retained from the prior year (for reference) and do not need to be re-explained in the current year edit report.	Explanation	Yes	
Reason	Number now includes Kansas residents paying a Missouri in-state rate, who were not included in the prior year cohort.			
Screen Entry	The number entered is outside the expected range of between 213 and 393 when compared with the prior year value. Please correct your data or explain. (Error #7169)	Explanation	Yes	
Reason	FAFSA Simplification also removed the question from the FAFSA that asked students where they planned to live. As a result UMKC added a question to their Admissions application and there appears to be a higher volume of students that indicated living with family.			
Screen Entry	The calculated average amount of grant or scholarship aid awarded to FTFT awarded Title IV Aid students from the federal government, state/local government, or the institution for this income level is smaller than expected in comparison with the other income levels. Please check the values reported for the number of these students who were awarded any Title IV aid (Col. 1) and the total amount of grant or scholarship aid awarded to them (Col. 3) and correct your data or explain the discrepancy. (Error #7317)	Explanation	Yes	
Reason	This is likely due to changes in FAFSA formula and Pell eligibility impacting broader groups of students and impacted aid eligibility.			
Screen Entry	The calculated average amount of grant or scholarship aid awarded to FTFT awarded Title IV Aid students from the federal government, state/local government, or the institution for this income level is smaller than expected in comparison with the other income levels. Please check the values reported for the number of these students who were awarded any Title IV aid (Col. 1) and the total amount of grant or scholarship aid awarded to them (Col. 3) and correct your data or explain the discrepancy. (Error #7317)	Explanation	Yes	
Reason	This is likely due to changes in FAFSA formula and Pell eligibility impacting broader groups of students and impacted aid eligibility.			
Screen Entry	The number entered is outside the expected range of between 389 and 721 when compared with the prior year value. Please correct your data or explain. (Error #7169)	Explanation	Yes	

Reason	Number now includes Kansas residents paying a Missouri in-state rate, who were not included in the prior year cohort.
--------	---