

IPEDS 2020-21 Data Collection System

IPEDS HELP DESK (877) 225-2568 | ipedshelp@rti.org

OMB NO. 1850-0582 v.27 : Approval Expires 8/31/2022

User ID: 29C0011

12-month Enrollment 2020-21 2019-20 Data

Institution: University of Missouri-Columbia (178396)

User ID: 29C0011

Overview

12-month Enrollment Overview

The 12-month Enrollment component collects unduplicated student enrollment counts and instructional activity data for an entire 12-month period. Using the instructional activity data reported, a full-time equivalent (FTE) student enrollment at the undergraduate and graduate level is estimated (4-year institutions only). Institutions with Doctor's - professional practice students will also report the FTE enrollment of those students (4-year institutions only). NCES uses the FTE enrollment to produce indicators such as expenses by function per FTE as reported in the IPEDS Data Feedback Report.

Data Reporting Reminder:

- All institutions must use the July 1 - June 30 reporting period.
- Report data to accurately reflect the time period corresponding with the IPEDS survey component, even if such reporting is seemingly inconsistent with prior-year reporting. For example, if a summer term began later than usual due to Coronavirus Pandemic postponements, continue to report using the timeframes as defined in the IPEDS instructions. NCES expects that some data reported during the 2020-21 data collection year will vary from established prior trends due to the impacts of Coronavirus Pandemic. If an error edit is triggered even when submitting accurate data, please indicate in the corresponding context box or verbally to the Help Desk that the seemingly inconsistent data are accurate and reflect the effects of Coronavirus Pandemic.

Changes to reporting for 2020-21:

- Unduplicated enrollment counts of undergraduate students are collected by gender, attendance status (full-time, part-time), race/ethnicity, first-time (entering), transfer-in (non-first-time entering), continuing/returning, and degree/certificate-seeking statuses.
- Unduplicated enrollment counts by distance education status are collected.

Resources:

- To download the survey materials for this component: [Survey Materials](#)
- To access your prior year data submission for this component: [Reported Data](#)

If you have questions about completing this survey, please contact the IPEDS Help Desk at 1-877-225-2568.

Institution: University of Missouri-Columbia (178396)


User ID: 29C0011

Undergraduate Instructional Activity Type

Which instructional activity units will you use to report undergraduate instructional activity?

- Undergraduate instructional activity data in Part B may be reported in units of clock hours or credit hours.
- Please note that any graduate level instructional activity must be reported in credit hours. (4-year institutions only)

- Clock hours
- Credit hours
- Both clock and credit hours (some undergraduate programs measured in clock hours and some measured in credit hours)

 You may use the box below to provide additional context for the data you have reported above. Context notes will be posted on the College Navigator website. Therefore, you should write all context notes using proper grammar (e.g., complete sentences with punctuation) and common language that can be easily understood by students and parents (e.g., spell out acronyms).

Institution: University of Missouri-Columbia (178396)

User ID: 29C0011

Part A - Unduplicated Count for Full-time Undergraduate Students

12-month Unduplicated Count by Race/Ethnicity and Gender - Full-time Undergraduate Students

July 1, 2019 – June 30, 2020

Reporting Reminders:

- The 12-month unduplicated count must be equal or greater than the corresponding prior year fall enrollment.
- Report Hispanic/Latino individuals of any race as Hispanic/Latino
- Report race for non-Hispanic/Latino individuals only
- Even though Teacher Preparation certificate programs may require a bachelor's degree for admission, they are considered subbaccalaureate undergraduate programs, and students in these programs are undergraduate students.

Men

Students enrolled for <u>credit</u>	<u>Degree/certificate-seeking</u>			Total degree/certificate-seeking	Non-degree/non-certificate-seeking	Total, Full-time undergraduate students
	<u>First-time</u>	<u>Transfer-in</u> (non-first-time entering)	<u>Continuing/Returning</u>			
<u>Nonresident alien</u>	10	18	212	240	15	255
<u>Hispanic/Latino</u>	116	36	309	461	4	465
<u>American Indian or Alaska Native</u>	1	1	14	16	0	16
<u>Asian</u>	70	18	198	286	6	292
<u>Black or African American</u>	135	45	438	618	1	619
<u>Native Hawaiian or Other Pacific Islander</u>	5	2	2	9	0	9
<u>White</u>	1,983	532	5,340	7,855	24	7,879
Two or more races	127	22	239	388	5	393
<u>Race and ethnicity unknown</u>	28	11	71	110	1	111
Total men	2,475	685	6,823	9,983	56	10,039

Women

Students enrolled for <u>credit</u>	<u>Degree/certificate-seeking</u>			Total degree/certificate-seeking	Non-degree/non-certificate-seeking	Total, Full-time undergraduate students
	<u>First-time</u>	<u>Transfer-in</u> (non-first-time entering)	<u>Continuing/Returning</u>			
<u>Nonresident alien</u>	16	16	163	195	24	219
<u>Hispanic/Latino</u>	158	24	374	556	1	557
<u>American Indian or Alaska Native</u>	6	1	21	28	0	28
<u>Asian</u>	85	15	173	273	2	275
<u>Black or African American</u>	211	59	653	923	1	924
<u>Native Hawaiian or Other Pacific Islander</u>	3	1	3	7	0	7
<u>White</u>	2,291	486	5,915	8,692	29	8,721
Two or more races	152	37	299	488	5	493
<u>Race and ethnicity unknown</u>	17	3	50	70	1	71
Total women	2,939	642	7,651	11,232	63	11,295

Grand total (2019-20)	5,414	1,327	14,474	21,215	119	21,334
------------------------------	--------------	--------------	---------------	---------------	------------	---------------

Prior year data:

Total Full-time undergraduate enrollment Fall 2019 <i>NOTE: Grand total (2019-20) calculated above is expected to be greater than total Full-time undergraduate enrollment Fall 2019.</i>	5,373	983	14,281	20,637	39	20,676
--	-------	-----	--------	--------	----	--------

Institution: University of Missouri-Columbia (178396)

User ID: 29C0011

Part A - Unduplicated Count for Part-time Undergraduate Students

12-month Unduplicated Count by Race/Ethnicity and Gender - Part-time Undergraduate Students

July 1, 2019 – June 30, 2020

Reporting Reminders:

- The 12-month unduplicated count must be equal or greater than the corresponding prior year fall enrollment.
- Report Hispanic/Latino individuals of any race as Hispanic/Latino
- Report race for non-Hispanic/Latino individuals only
- Even though Teacher Preparation certificate programs may require a bachelor's degree for admission, they are considered subbaccalaureate undergraduate programs, and students in these programs are undergraduate students.

Men

Students enrolled for <u>credit</u>	<u>Degree/certificate-seeking</u>			Total degree/certificate-seeking	Non-degree/non-certificate-seeking	Total, Part-time undergraduate students
	<u>First-time</u>	<u>Transfer-in</u> (non-first-time entering)	<u>Continuing/Returning</u>			
<u>Nonresident alien</u>	9	9	27	45	23	68
<u>Hispanic/Latino</u>	3	2	26	31	19	50
<u>American Indian or Alaska Native</u>	0	0	2	2	2	4
<u>Asian</u>	0	5	15	20	29	49
<u>Black or African American</u>	0	3	43	46	28	74
<u>Native Hawaiian or Other Pacific Islander</u>	0	1	1	2	1	3
<u>White</u>	17	46	525	588	422	1,010
Two or more races	2	4	22	28	35	63
<u>Race and ethnicity unknown</u>	0	1	8	9	22	31
Total men	31	71	669	771	581	1,352

Women

Students enrolled for <u>credit</u>	<u>Degree/certificate-seeking</u>			Total degree/certificate-seeking	Non-degree/non-certificate-seeking	Total, Part-time undergraduate students
	<u>First-time</u>	<u>Transfer-in</u> (non-first-time entering)	<u>Continuing/Returning</u>			
<u>Nonresident alien</u>	3	22	21	46	17	63
<u>Hispanic/Latino</u>	0	4	26	30	29	59
<u>American Indian or Alaska Native</u>	0	1	1	2	8	10
<u>Asian</u>	0	4	15	19	31	50
<u>Black or African American</u>	4	7	56	67	34	101
<u>Native Hawaiian or Other Pacific Islander</u>	0	0	0	0	1	1
<u>White</u>	21	95	483	599	485	1,084
Two or more races	2	3	27	32	28	60
<u>Race and ethnicity unknown</u>	0	0	6	6	26	32
Total women	30	136	635	801	659	1,460

Grand total (2019-20)	61	207	1,304	1,572	1,240	2,812
------------------------------	-----------	------------	--------------	--------------	--------------	--------------

Prior year data:

Total Part-time undergraduate enrollment Fall 2019 <i>NOTE: Grand total (2019-20) calculated above is expected to be greater than total Part-time undergraduate enrollment Fall 2019.</i>	58	130	1,108	1,296	617	1,913
--	----	-----	-------	-------	-----	-------

Institution: University of Missouri-Columbia (178396)

User ID: 29C0011

Part A - Unduplicated Count for Graduate Students

12-month Unduplicated Count by Race/Ethnicity and Gender - Graduate Students

July 1, 2019 – June 30, 2020

Reporting Reminders:

- The 12-month unduplicated count must be equal or greater than the corresponding prior year fall enrollment.
- Report Hispanic/Latino individuals of any race as Hispanic/Latino
- Report race for non-Hispanic/Latino individuals only
- Report **all** postbaccalaureate degree and certificate students as graduate students, **including any doctor's - professional practice students (formerly first-professional)**

Men

Students <u>enrolled for credit</u>	<u>Graduate students</u>
<u>Nonresident alien</u>	640
<u>Hispanic/Latino</u>	148
<u>American Indian or Alaska Native</u>	7
<u>Asian</u>	88
<u>Black or African American</u>	195
<u>Native Hawaiian or Other Pacific Islander</u>	6
<u>White</u>	2,162
Two or more races	78
<u>Race and ethnicity unknown</u>	116
Total men	3,440
Total men prior year	3,560

Women

Students <u>enrolled for credit</u>	<u>Graduate students</u>
<u>Nonresident alien</u>	521
<u>Hispanic/Latino</u>	204
<u>American Indian or Alaska Native</u>	13
<u>Asian</u>	108
<u>Black or African American</u>	288
<u>Native Hawaiian or Other Pacific Islander</u>	3
<u>White</u>	3,920
Two or more races	135
<u>Race and ethnicity unknown</u>	138
Total women	5,330
Total women prior year	5,201

Grand total (2019-20)	8,770
Prior year data:	
Unduplicated headcount (2018-19)	8,761
i Total enrollment Fall 2019	7,425
<i>NOTE: Grand total (2019-20) calculated above is expected to be greater than Total enrollment Fall 2019.</i>	

Institution: University of Missouri-Columbia (178396)


User ID: 29C0011

Part A – 12-month Enrollment by Distance Education Status

12-month Unduplicated Count - Distance Education Status

July 1, 2019 – June 30, 2020

	Undergraduate Students		Graduate Students
	Degree/certificate-seeking	Non-degree/non-certificate-seeking	
Students enrolled exclusively in <u>distance education courses</u>	950	764	3,457
Students enrolled in at least one but not all distance education courses	13,117	102	3,094
Students not enrolled in any distance education courses	8,720	493	2,219
Total (from prior part A screens)	22,787	1,359	8,770

 You may use the box below to provide additional context for the data you have reported above. Context notes will be posted on the College Navigator website. Therefore, you should write all context notes using proper grammar (e.g., complete sentences with punctuation) and common language that can be easily understood by students and parents (e.g., spell out acronyms).

Per IPEDS instructions, total counts do not include 112 first-time and transfer-in degree-seeking undergraduate students who were enrolled in the Summer 2020 term of the current 2019-20 reporting period, but will be initially counted in the 2020-21 reporting period since these 112 students are also enrolled as first-time and transfer-in degree-seeking undergraduates in the following Fall 2020 term.

Institution: University of Missouri-Columbia (178396)

User ID: 29C0011

Part B - Instructional Activity

12-month Instructional Activity

July 1, 2019 - June 30, 2020

Instructional Activity Reporting Reminder:

- Instructional activity is used to calculate an IPEDS FTE based on the institution's reported calendar system.
- Graduate credit hour activity should not include any doctor's – professional practice activity, the total of those students' FTE is entered separately instead.

FTE Reporting Reminder:

- Institutions need not report their own calculations of undergraduate or graduate FTE unless IPEDS FTE calculations would be misleading for comparison purposes among all IPEDS reporting institutions.

Instructional Activity

	2019-20 total activity	Prior year data
Undergraduate level:		
<u>Credit hour activity</u>	630,103	635,343
Graduate level:		
<u>Credit hour activity</u> (Do not include doctor's-professional practice instructional activity here; the total FTE of those students should be entered separately below)	94,010	95,488

Full-Time Equivalent (FTE) of Students


	2019-20 total activity	Prior year data
<u>Doctor's - professional practice level:</u>		
<u>Doctor's - professional practice</u> FTE student estimate	1,466	1,401

Calendar system (as reported on the prior year IC Header survey component):	Semester
---	----------

If the IPEDS calculated FTE estimates below are not reasonable, **AND** you have reported the correct instructional activity hours above, enter your best FTE estimate in the "Institution reported FTE" column below and save the page. This option should be used **ONLY** if the calculated estimate is not reasonable for your institution and IPEDS comparisons.

Please provide your best estimate of undergraduate and graduate FTE for the 12-month reporting period **only if the calculated FTE estimate below is not reasonable for IPEDS comparison purposes**. Please provide an explanation in the context box if the option is used due to Coronavirus Pandemic.

	Calculated FTE 2019-20	Institution reported FTE 2019-20	Prior year FTE 2018-19
Undergraduate student FTE	21,003	21,003	21,178
Graduate student FTE (excluding doctor's - professional practice student FTE)	3,917	3,917	3,979
Doctor's - professional practice student FTE		1,466	1,401
Total FTE student enrollment		26,386	26,558

 Context notes will be posted on the College Navigator website. Therefore, you should write all context notes using proper grammar (e.g., complete sentences with punctuation) and common language that can be easily understood by students and parents (e.g., spell out acronyms).

Institution: University of Missouri-Columbia (178396)

User ID: 29C0011

Prepared by

Prepared by

Reporting Reminders:

- The name of the preparer is being collected so that we can follow up with the appropriate person in the event that there are questions concerning the data.
- The Keyholder will be copied on all email correspondence to other preparers.
- The time it took to prepare this component is being collected so that we can continue to improve our estimate of the reporting burden associated with IPEDS.
- Please include in your estimate the time it took for you to review instructions, query and search data sources, complete and review the component, and submit the data through the Data Collection System.
- Thank you for your assistance.

This survey component was prepared by:

<input checked="" type="radio"/>	Keyholder	<input type="radio"/>	SFA Contact	<input type="radio"/>	HR Contact
<input type="radio"/>	Finance Contact	<input type="radio"/>	Academic Library Contact	<input type="radio"/>	Other

Name:

Email:

How many staff from your institution only were involved in the data collection and reporting process of this survey component?

Number of Staff (including yourself)

How many hours did you and others from your institution only spend on each of the steps below when responding to this survey component?
Exclude the hours spent collecting data for state and other reporting purposes.

Staff member	Collecting Data Needed	Revising Data to Match IPEDS Requirements	Entering Data	Revising and Locking Data
Your office	<input type="text" value="3.00"/> hours	<input type="text" value="2.00"/> hours	<input type="text" value="3.00"/> hours	<input type="text" value="1.00"/> hours
Other offices	<input type="text" value="8.00"/> hours	<input type="text" value="4.00"/> hours	<input type="text" value="6.00"/> hours	<input type="text" value="0.00"/> hours

Institution: University of Missouri-Columbia (178396)

User ID: 29C0011

Summary screen

12-Month Enrollment Component Summary

IPEDS collects important information regarding your institution. All data reported in IPEDS survey components become available in the IPEDS Data Center and appear as aggregated data in various Department of Education reports. Additionally, some of the reported data appears specifically for your institution through the College Navigator website and is included in your institution's Data Feedback Report (DFR). The purpose of this summary is to provide you an opportunity to view some of the data that, when accepted through the IPEDS quality control process, will appear on the College Navigator website and/or your DFR. College Navigator is updated approximately three months after the data collection period closes and Data Feedback Reports will be available through the [Data Center](#) and sent to your institution's CEO in November 2020.

Please review your data for accuracy. If you have questions about the data displayed below after reviewing the data reported on the survey screens, please contact the IPEDS Help Desk at: 1-877-225-2568 or ipedshelp@rti.org.

12-Month Unduplicated Headcount and Full-Time Equivalent Students	
Total 12-month unduplicated headcount	32,916
Undergraduate student unduplicated headcount	24,146
Graduate student unduplicated headcount	8,770
Total 12-month full-time equivalent (FTE) student enrollment	26,386
Undergraduate student FTE	21,003
Graduate student FTE	3,917
Doctor's-professional practice FTE	1,466

Institution: University of Missouri-Columbia (178396)

User ID: 29C0011

Edit Report

12-month Enrollment

There are no errors for the selected survey and institution.