

IPEDS 2023-24 Data Collection System

IPEDS HELP DESK (877) 225-2568 | ipedshelp@rti.org
OMB NO. 1850-0582 v.31 : Approval Expires 8/31/2025
User ID: 29C0011

12-month Enrollment 2023-24

2022-23 Data

Institution: University of Missouri-Kansas City (178402)

User ID: 29C0011

Overview

12-month Enrollment Overview

The 12-month Enrollment survey component collects unduplicated student enrollment counts and instructional activity data for an entire 12-month period. Using the instructional activity data reported, a full-time equivalent (FTE) student enrollment at the undergraduate and graduate level is estimated (4-year institutions only). Institutions with Doctor's - professional practice students will also report the FTE enrollment of those students (4-year institutions only). NCES uses the FTE enrollment to produce indicators such as expenses by function per FTE as reported in the IPEDS Data Feedback Report.

Data Reporting Reminder:

- All institutions must use the July 1 - June 30 reporting period.
- Report data to accurately reflect the time period corresponding with the IPEDS survey component, even if such reporting is seemingly inconsistent with prior-year reporting.

Changes in reporting

The following changes were implemented for the 2023-24 data collection period:

- Rephrased "remedial education" terminology in survey materials to "developmental education," including Glossary terms
- Rephrased "dual enrolled students" terminology in survey materials to "high school students enrolled in college courses for credit"
- Added new Part C to collect counts of high school students enrolled in college courses for credit
- Revised survey materials related to Gender Unknown or Another Gender enrollment reporting in Part A, including non-reporting for small cell size
- Added FAQ regarding including incarcerated students in for-credit enrollment reporting
- Revised FAQ regarding enrollment reporting for degree-seeking students who were previously enrolled as non-degree-seeking
- Revised FAQ with an additional note about verification of F-1 visa status for undocumented and DACA students
- Added a note to Instructions regarding distance education enrollment reporting to ensure consistency with Fall Enrollment (EF) reporting
- Revised text and organization of Instructions regarding instructional activity and full-time equivalent enrollment (Note: no changes were made to methodology or reporting guidelines)
- Revised FAQ for clarity regarding reporting the estimate of full-time equivalent (FTE) students
- Added FAQ regarding experimental site participants

Resources:

- To download the survey materials for this component: [Survey Materials](#)
- To access your prior year data submission for this component: [Reported Data](#)

If you have questions about completing this survey, please contact the IPEDS Help Desk at 1-877-225-2568.

Institution: University of Missouri-Kansas City (178402)


User ID: 29C0011

Undergraduate Instructional Activity Type

Which instructional activity units will you use to report undergraduate instructional activity?

- Undergraduate instructional activity data in Part B may be reported in units of clock hours or credit hours.
- Please note that any graduate level instructional activity must be reported in credit hours. (4-year institutions only)

- Clock hours
- Credit hours
- Both clock and credit hours (some undergraduate programs measured in clock hours and some measured in credit hours)

 You may use the box below to provide additional context for the data you have reported above. Context notes will be posted on the College Navigator website. Therefore, you should write all context notes using proper grammar (e.g., complete sentences with punctuation) and common language that can be easily understood by students and parents (e.g., spell out acronyms).

Institution: University of Missouri-Kansas City (178402)

User ID: 29C0011

Part A - Unduplicated Count for Full-time Undergraduate Students

12-month Unduplicated Count by Race/Ethnicity and Gender - Full-time Undergraduate Students

July 1, 2022 – June 30, 2023

Reporting Reminders:

- The 12-month unduplicated count must be equal or greater than the corresponding prior year fall enrollment.
- Report Hispanic/Latino individuals of any race as Hispanic/Latino
- Report race for non-Hispanic/Latino individuals only
- Even though Teacher Preparation certificate programs may require a bachelor's degree for admission, they are considered subbaccalaureate undergraduate programs, and students in these programs are undergraduate students.

Men

Students enrolled for <u>credit</u>	Degree/certificate-seeking			Total degree/certificate-seeking	Non-degree/ non-certificate-seeking	Total, Full-time undergraduate students
	First-time	Non-first-time				
		Transfer-in	Continuing/ Returning			
U.S. Nonresident	31	40	128	199	13	212
Hispanic/Latino	53	50	212	315	3	318
American Indian or Alaska Native	2	4	4	10	0	10
Asian	63	25	192	280	1	281
Black or African American	53	49	134	236	8	244
Native Hawaiian or Other Pacific Islander	0	0	1	1	0	1
White	185	234	721	1,140	7	1,147
Two or more races	33	19	73	125	2	127
Race and ethnicity unknown	2	7	17	26	2	28
Total men	422	428	1,482	2,332	36	2,368
Total men prior year	419	479	1,588	2,486	54	2,540

Women

Students enrolled for <u>credit</u>	Degree/certificate-seeking			Total degree/certificate-seeking	Non-degree/ non-certificate-seeking	Total, Full-time undergraduate students
	First-time	Non-first-time				
		Transfer-in	Continuing/ Returning			
U.S. Nonresident	26	21	78	125	9	134
Hispanic/Latino	131	81	349	561	2	563
American Indian or Alaska Native	5	4	3	12	0	12
Asian	100	39	241	380	2	382
Black or African American	133	81	331	545	4	549
Native Hawaiian or Other Pacific Islander	4	1	2	7	0	7
White	328	278	1,167	1,773	9	1,782
Two or more races	47	33	114	194	1	195
Race and ethnicity unknown	5	4	34	43	1	44
Total women	779	542	2,319	3,640	28	3,668
Total women prior year	766	638	2,286	3,690	59	3,749

Grand total (2022-23)	1,201	970	3,801	5,972	64	6,036
Prior year data:						
Grand total (men+women) prior year	1,185	1,117	3,874	6,176	113	6,289
Total Full-time undergraduate enrollment Fall 2022 <i>NOTE: Grand total (2022-23) calculated above is expected to be greater than total Full-time undergraduate enrollment Fall 2022.</i>	1,139	692	3,716	5,547	45	5,592

Institution: University of Missouri-Kansas City (178402)

User ID: 29C0011

Part A - Unduplicated Count for Part-time Undergraduate Students

12-month Unduplicated Count by Race/Ethnicity and Gender - Part-time Undergraduate Students

July 1, 2022 – June 30, 2023

Reporting Reminders:

- The 12-month unduplicated count must be equal or greater than the corresponding prior year fall enrollment.
- Report Hispanic/Latino individuals of any race as Hispanic/Latino
- Report race for non-Hispanic/Latino individuals only
- Even though Teacher Preparation certificate programs may require a bachelor's degree for admission, they are considered subbaccalaureate undergraduate programs, and students in these programs are undergraduate students.

Men

Students enrolled for <u>credit</u>	Degree/certificate-seeking			Total degree/certificate-seeking	Non-degree/ non-certificate-seeking	Total, Part-time undergraduate students
	First-time	Non-first-time				
		Transfer-in	Continuing/ Returning			
U.S. Nonresident	0	1	6	7	21	28
Hispanic/Latino	0	7	42	49	185	234
American Indian or Alaska Native	0	0	1	1	5	6
Asian	6	6	29	41	70	111
Black or African American	7	16	67	90	120	210
Native Hawaiian or Other Pacific Islander	0	0	0	0	2	2
White	4	74	236	314	1,200	1,514
Two or more races	3	6	16	25	84	109
Race and ethnicity unknown	1	7	10	18	74	92
Total men	21	117	407	545	1,761	2,306
Total men prior year	21	145	423	589	1,847	2,436

Women

Students enrolled for <u>credit</u>	Degree/certificate-seeking			Total degree/certificate-seeking	Non-degree/ non-certificate-seeking	Total, Part-time undergraduate students
	First-time	Non-first-time				
		Transfer-in	Continuing/ Returning			
U.S. Nonresident	2	3	8	13	36	49
Hispanic/Latino	3	20	52	75	266	341
American Indian or Alaska Native	0	1	3	4	4	8
Asian	2	7	30	39	101	140
Black or African American	8	24	79	111	274	385
Native Hawaiian or Other Pacific Islander	0	1	0	1	1	2
White	8	97	233	338	1,610	1,948
Two or more races	0	10	23	33	142	175
Race and ethnicity unknown	2	4	12	18	64	82
Total women	25	167	440	632	2,498	3,130
Total women prior year	21	189	474	684	2,597	3,281

Grand total (2022-23)	46	284	847	1,177	4,259	5,436
Prior year data:						
Grand total (men+women) prior year	42	334	897	1,273	4,444	5,717
Total Part-time undergraduate enrollment Fall 2022 <i>NOTE: Grand total (2022-23) calculated above is expected to be greater than total Part-time undergraduate enrollment Fall 2022.</i>	26	154	752	932	3,655	4,587

Institution: University of Missouri-Kansas City (178402)

User ID: 29C0011

Part A - Unduplicated Count for Undergraduate Students

12-month Unduplicated Count by Race/Ethnicity and Gender - Undergraduate Student Total

July 1, 2022 – June 30, 2023

Men

Students enrolled for credit	Total full-time undergraduate students	Total part-time undergraduate students	Grand total, all undergraduate students
U.S. Nonresident	212	28	240
Hispanic/Latino	318	234	552
American Indian or Alaska Native	10	6	16
Asian	281	111	392
Black or African American	244	210	454
Native Hawaiian or Other Pacific Islander	1	2	3
White	1,147	1,514	2,661
Two or more races	127	109	236
Race and ethnicity unknown	28	92	120
Total men	2,368	2,306	4,674

Women

Students enrolled for credit	Total full-time undergraduate students	Total part-time undergraduate students	Grand total, all undergraduate students
U.S. Nonresident	134	49	183
Hispanic/Latino	563	341	904
American Indian or Alaska Native	12	8	20
Asian	382	140	522
Black or African American	549	385	934
Native Hawaiian or Other Pacific Islander	7	2	9
White	1,782	1,948	3,730
Two or more races	195	175	370
Race and ethnicity unknown	44	82	126
Total women	3,668	3,130	6,798
Grand Total (men+women)	6,036	5,436	11,472

Institution: University of Missouri-Kansas City (178402)

User ID: 29C0011

Part A - Unduplicated Count for Graduate Students

12-month Unduplicated Count by Race/Ethnicity and Gender - Full-time and Part-time Graduate Students

July 1, 2022 – June 30, 2023

Reporting Reminders:

- The 12-month unduplicated count must be equal or greater than the corresponding prior year fall enrollment.
- Report Hispanic/Latino individuals of any race as Hispanic/Latino
- Report race for non-Hispanic/Latino individuals only
- Report all postbaccalaureate degree and certificate students as graduate students, **including any doctor's - professional practice students (formerly first-professional)**

Men

Students <u>enrolled for credit</u>	Total <u>full-time</u>	Total <u>part-time</u>	Total <u>graduate students</u>
U.S. Nonresident	874	215	1,089
Hispanic/Latino	77	45	122
American Indian or Alaska Native	5	2	7
Asian	159	41	200
Black or African American	69	76	145
Native Hawaiian or Other Pacific Islander	3	0	3
White	751	509	1,260
Two or more races	37	20	57
Race and ethnicity unknown	23	35	58
Total men	1,998	943	2,941
Total men prior year			2,815

Women

Students <u>enrolled for credit</u>	Total <u>full-time</u>	Total <u>part-time</u>	Total <u>Graduate students</u>
U.S. Nonresident	524	135	659
Hispanic/Latino	113	88	201
American Indian or Alaska Native	5	7	12
Asian	245	66	311
Black or African American	110	139	249
Native Hawaiian or Other Pacific Islander	1	2	3
White	1,014	848	1,862
Two or more races	65	49	114
Race and ethnicity unknown	31	27	58
Total women	2,108	1,361	3,469
Total women prior year			3,504

Grand total (2022-23)	4,106	2,304	6,410
Prior year data:			
Unduplicated headcount (2021-22)			6,319
i Total graduate enrollment Fall 2022 NOTE: Grand total (2022-23) calculated above is expected to be greater than Total graduate enrollment Fall 2022.	3,535	1,989	5,524

Institution: University of Missouri-Kansas City (178402)

User ID: 29C0011

Part A - Gender Unknown or Another Gender than Provided Categories

12-month Unduplicated Count by Gender Unknown or Another Gender than Provided Categories

- The 'gender unknown' category is to report students for whom the institution does not know a gender.
- Institutions should not ask students that do not select a binary gender to allocate themselves to a binary gender category; it is up to the institution to allocate unknown students and students that indicate another gender into the binary categories throughout the forms where required. One method commonly used by institutions is to allocate these students to the binary categories required in other parts of the form using the proportion of men to women reported.

Is your institution able to report **another gender** for the 2023-24 data collection?

If you indicate 'No, my institution does not collect data on another gender,' leave the cells in the rows for '**Another gender**' blank (i.e., do not report 0). If you indicate 'No, some cells will have a value of less than 5 students,' your institution collects data on another gender, but some cells have a value of less than 5 students, do not report the data and leave the cells in the rows for 'Another gender' blank. If you indicate 'Yes', but no students identified as another gender, please enter '0'.

Undergraduate students:

- Yes
- No, some cells will have a value of less than 5 students (do not report)
- No, my institution does not collect data on another gender

Graduate students:

- Yes
- No, some cells will have a value of less than 5 students (do not report)
- No, my institution does not collect data on another gender

Of the total students reported, how many students did you allocate to a binary gender category (Men/Women) because their gender was unknown or another gender than the provided categories?

	Number of students			
	Undergraduate students		Graduate students	
	Current Year	Prior year	Current Year	Prior year
Grand total	11,472	12,006	6,410	6,319
Gender unknown (i.e., gender information is not known or not collected).	6	0	0	0
Another gender (i.e., gender information is known but does not fall into either of the mutually exclusive binary categories provided [Men/Women]).				
Total of Gender unknown + Another gender	6	0	0	0
Total of Students for whom gender is known and falls into one of the mutually exclusive binary categories provided [Men/Women]	11,466	12,006	6,410	6,319

You may use the box below to provide additional context for the data you have reported above. Context notes will be posted on the College Navigator website. Therefore, you should write all context notes using proper grammar (e.g., complete sentences with punctuation) and common language that can be easily understood by students and parents (e.g., spell out acronyms).

Institution: University of Missouri-Kansas City (178402)


User ID: 29C0011

Part A – 12-month Enrollment by Distance Education Status

12-month Unduplicated Count - Distance Education Status

July 1, 2022 – June 30, 2023

	Undergraduate Students		Graduate Students
	Degree/certificate-seeking	Non-degree/non-certificate-seeking	
Students enrolled exclusively in distance education courses	125	54	812
Students enrolled in at least one but not all distance education courses	4,609	46	2,052
Students not enrolled in any distance education courses	2,415	4,223	3,546
Total (Carried forward from part A)	7,149	4,323	6,410

 You may use the box below to provide additional context for the data you have reported above. Context notes will be posted on the College Navigator website. Therefore, you should write all context notes using proper grammar (e.g., complete sentences with punctuation) and common language that can be easily understood by students and parents (e.g., spell out acronyms).

Institution: University of Missouri-Kansas City (178402)

User ID: 29C0011

Part B - Instructional Activity

12-month Instructional Activity

July 1, 2022 - June 30, 2023

Instructional Activity Reporting Reminder:

- Instructional activity is used to calculate an IPEDS FTE based on the institution's reported calendar system.
- Graduate credit hour activity should not include any doctor's - professional practice activity, the total of those students' FTE is entered separately instead.

FTE Reporting Reminder:

- Institutions need not report their own calculations of undergraduate or graduate FTE unless IPEDS FTE calculations would be misleading for comparison purposes among all IPEDS reporting institutions.

Instructional Activity

	2022-23 total activity	Prior year data
Undergraduate level:		
Credit hour activity	<input type="text" value="197,290"/>	203,549
Graduate level:		
Credit hour activity (Do not include doctor's-professional practice instructional activity here; the total FTE of those students should be entered separately below)	<input type="text" value="61,601"/>	62,106

Full-Time Equivalent (FTE) of Students


	2022-23 total activity	Prior year data
Doctor's - professional practice level:		
Doctor's - professional practice FTE student estimate	<input type="text" value="1,746"/>	1,751

Calendar system (as reported on the prior year IC Header survey component):	Semester
---	----------

If the IPEDS calculated FTE estimates below are not reasonable, **AND** you have reported the correct instructional activity hours above, enter your best FTE estimate in the "Institution reported FTE" column below and save the page. This option should be used **ONLY** if the calculated estimate is not reasonable for your institution and IPEDS comparisons.

Please provide your best estimate of undergraduate and graduate FTE for the 12-month reporting period **only if the calculated FTE estimate below is not reasonable for IPEDS comparison purposes**. Please provide an explanation in the context box if the option is used due to Coronavirus Pandemic.

	Calculated FTE 2022-23	Institution reported FTE 2022-23	Prior year FTE 2021-22
Undergraduate student FTE	6,576	<input type="text" value="6,576"/>	6,785
Graduate student FTE (excluding doctor's - professional practice student FTE)	2,567	<input type="text" value="2,567"/>	2,588
Doctor's - professional practice student FTE		1,746	1,751
Total FTE student enrollment		10,889	11,124

 Context notes will be posted on the College Navigator website. Therefore, you should write all context notes using proper grammar (e.g., complete sentences with punctuation) and common language that can be easily understood by students and parents (e.g., spell out acronyms).

Institution: University of Missouri-Kansas City (178402)

User ID: 29C0011

Part C – Unduplicated Count of Dual Enrolled Students

12-month Unduplicated count of dual enrolled students

July 1, 2022 – June 30, 2023

- The number of high school students enrolled in college courses for credit was reported in Part A as part of the non-degree/non-certificate-seeking unduplicated enrollment.
 - The number of high school students enrolled in college courses for credit reported in Part C will have some duplication with the non-degree/non-certificate-seeking enrollment students reported in Part A.
 - The number of high school students enrolled in college courses for credit reported in Part C should be less than the number of non-degree/non-certificate-seeking students reported in Part A unless all these students at your institution are high school students enrolled in college courses for credit.
- Report Hispanic/Latino individuals of any race as Hispanic/Latino
- Report race for non-Hispanic/Latino individuals only

In Part A, your institution reported the following number of students in the non-degree/non-certificate-seeking unduplicated headcount.	4,323
---	-------

	High school students enrolled in college courses for credit		
	Men	Women	Total
U.S. Nonresident	5	5	10
Hispanic/Latino	168	248	416
American Indian or Alaska Native	5	4	9
Asian	64	90	154
Black or African American	111	260	371
Native Hawaiian or Other Pacific Islander	2	1	3
White	1,107	1,545	2,652
Two or more races	74	131	205
Race and ethnicity unknown	65	61	126
Total	1,601	2,345	3,946

Institution: University of Missouri-Kansas City (178402)

User ID: 29C0011

Prepared by

Prepared by

Reporting Reminders:

- The name of the preparer is being collected so that we can follow up with the appropriate person in the event that there are questions concerning the data.
- The Keyholder will be copied on all email correspondence to other preparers.
- The time it took to prepare this component is being collected so that we can continue to improve our estimate of the reporting burden associated with IPEDS.
- Please include in your estimate the time it took for you to review instructions, query and search data sources, complete and review the component, and submit the data through the Data Collection System.
- Thank you for your assistance.

This survey component was prepared by:

<input checked="" type="radio"/>	Keyholder	<input type="radio"/>	SFA Contact	<input type="radio"/>	HR Contact
<input type="radio"/>	Finance Contact	<input type="radio"/>	Academic Library Contact	<input type="radio"/>	Other
Name: <input type="text" value="Randy Sade"/>					
Email: <input type="text" value="SadeR@umsystem.edu"/>					

How many staff from your institution only were involved in the data collection and reporting process of this survey component?

Number of Staff (including yourself)

How many hours did you and others from your institution only spend on each of the steps below when responding to this survey component?
 Exclude the hours spent collecting data for state and other reporting purposes.

Staff member	Collecting Data Needed	Revising Data to Match IPEDS Requirements	Entering Data	Revising and Locking Data
Your office	<input type="text" value="6.50"/> hours	<input type="text" value="0.50"/> hours	<input type="text" value="4.00"/> hours	<input type="text" value="1.00"/> hours
Other offices	<input type="text" value="17.00"/> hours	<input type="text" value="1.00"/> hours	<input type="text" value="8.00"/> hours	<input type="text" value="0.00"/> hours

Summary

12-Month Enrollment Component Summary

The purpose of this summary is to provide you an opportunity to view some of the data that, when accepted through the IPEDS quality control process, will appear on the [College Navigator](#) website and/or your institution's Data Feedback Report (DFR). In addition, all data reported in IPEDS survey components become publicly available through the [IPEDS Use the Data](#) and appear as aggregated statistics in various Department of Education reports. [College Navigator](#) is updated approximately three months after the data collection period closes and DFRs will be available through the [IPEDS Use the Data](#) and sent to your institution's CEO at the end of 2024.

Please review your data for accuracy. If you have questions about the data displayed below or after reviewing the data reported on the survey screens, please contact the IPEDS Help Desk at: 1-877-225-2568 or ipedshelp@rti.org.

12-Month Unduplicated Headcount and Full-Time Equivalent Students		
Total 12-month unduplicated headcount enrollment		17,882
Undergraduate student unduplicated headcount enrollment		11,472
Graduate student unduplicated headcount enrollment		6,410
Total 12-month full-time equivalent (FTE) student enrollment		10,889
Undergraduate student FTE enrollment		6,576
Graduate student FTE enrollment		2,567
Doctor's-professional practice FTE enrollment		1,746

Total 12-month Undergraduate Student Characteristics		
Percent of undergraduate students who are female		59 %
Percent of undergraduate students who are full-time		53 %
Percent of undergraduate students who are enrolled exclusively in distance education courses		2 %
Percent of undergraduate students by U.S. resident status and race/ethnicity: Note: Race/ethnicity is not collected for U.S. Nonresidents.		
U.S. Resident		96 %
American Indian or Alaska Native		0 %
Asian		8 %
Black or African American		12 %
Hispanic/Latino		13 %
Native Hawaiian or Pacific Islander		0 %
White		56 %
Two or More Races		5 %
Race and ethnicity unknown		2 %
U .S. Nonresident		4 %

Total 12-month Graduate Student Characteristics		
Percent of graduate students who are female		54 %
Percent of graduate students who are full-time		64 %
Percent of graduate students who are enrolled exclusively in distance education courses		13 %
Percent of graduate students by U.S. resident status and race/ethnicity: Note: Race/ethnicity is not collected for U.S. Nonresidents.		
U.S. Resident		73 %
American Indian or Alaska Native		0 %
Asian		8 %
Black or African American		6 %
Hispanic/Latino		5 %
Native Hawaiian or Pacific Islander		0 %
White		49 %

	Two or More Races	3 %
	Race and ethnicity unknown	2 %
U .S. Nonresident		27 %

Institution: University of Missouri-Kansas City (178402)

User ID: 29C0011

Edit Report

12-month Enrollment

There are no errors for the selected survey and institution.