

IPEDS 2022-23 Data Collection System

IPEDS HELP DESK (877) 225-2568 | ipedshelp@rti.org
OMB NO. 1850-0582 v.30 : Approval Expires 8/31/2025
User ID: 29C0011

Fall Enrollment 2022-23

Institution: University of Missouri-Columbia (178396)

User ID: 29C0011

Overview

Fall Enrollment Overview

The Fall Enrollment component collects student enrollment counts by level of student, enrollment status, gender and race/ethnicity. In addition, first-time students' fall-to-fall retention rates and the student-to-faculty ratio are collected. Enrollment by age is required in odd-numbered years, and enrollment by residence of first-time undergraduates is required in even-numbered years.

Institutions operating on a traditional academic year calendar (semester, trimester, quarter, or 4-1-4) report Fall enrollment as of the institution's official fall reporting date or October 15. Institutions operating on a calendar that differs by program or that enrolls students on a continuous basis (referred to as program reporters) report Fall enrollment as students enrolled any time during the period August 1 and October 31.

Data reporting reminders:

- Report data to accurately reflect the time period corresponding with the IPEDS survey component, even if such reporting is seemingly inconsistent with prior year reporting.
- Part B, Enrollment of students by age, is optional this year.
- Part C, Residence of first-time degree/certificate-seeking undergraduates, is required this year.
- For reporting students studying in consortium agreements, please refer to the Resource page at <https://nces.ed.gov/ipeds/report-your-data/data-tip-sheet-reporting-data-consortium-institutions>.

Changes in reporting:

The following changes were implemented for the 2022-23 data collection period:

- The "Nonresident alien" terminology has been changed to "U.S. Nonresident" but should include the same category of students.
- A question about gender has been added after Part A – Fall Enrollment Summary to collect information about students for whom gender does not fit the binary gender (Men/Women) categories provided. **Institutions should still allocate those students to the Men/Women categories in other screens of the survey component at this time.** New FAQs have been added to help institutions with this reporting.
- References to summer term were changed to summer session.
- FAQ #8 on consistent reporting of EF, E12, and OM has been updated for clarification.

Resources:

- To download the survey materials for this component: [Survey Materials](#)
- To access your prior year data submission for this component: [Reported Data](#)

If you have questions about completing this survey, please contact the **IPEDS Help Desk at 1-877-225-2568**.

Institution: University of Missouri-Columbia (178396)

User ID: 29C0011

Part Selection

Completion of Part B (Enrollment of Students by Age) is optional this year.

Do you wish to complete Part B this year?

If you select 'Yes', you will be expected to complete the Part B screens.

If you select 'No', you will skip Part B.

- No, I will not complete Part B
- Yes, I will complete Part B

Institution: University of Missouri-Columbia (178396)


User ID: 29C0011

Fall Enrollment - CIP CODE Selection


Indicate which of the following fields of study are offered by your institution. In addition to reporting total undergraduate and graduate fall enrollments every year, in even-numbered years you are to report the subset of enrollments that fall within each of the CIP codes listed below.

Fields for which enrollment was reported for Fall 2020 have already been checked; please make sure all listed fields that are offered by your institution are checked.

Note: CIP codes listed below may not reflect all fields of study offered by your institution, therefore the subset of enrollments by CIP codes selected may not sum to your institution's total fall enrollment.

UNDERGRADUATE AND GRADUATE FIELDS	
<input checked="" type="checkbox"/>	13.0000 -- Education
<input checked="" type="checkbox"/>	14.0000 -- Engineering
<input checked="" type="checkbox"/>	26.0000 -- Biological and Biomedical Sciences
<input checked="" type="checkbox"/>	27.0000 -- Mathematics
<input checked="" type="checkbox"/>	40.0000 -- Physical Sciences
<input checked="" type="checkbox"/>	52.0000 -- Business, Management, Marketing, and Related Support Services
GRADUATE-ONLY FIELDS	
<input checked="" type="checkbox"/>	22.0101 -- Law (LL.B., J.D.)
<input type="checkbox"/>	51.0401 -- Dentistry (D.D.S., D.M.D.)
<input checked="" type="checkbox"/>	 51.1201 -- Medicine (M.D.)
<input type="checkbox"/>	None of the above

Yes, I confirm that I reviewed the fields of study are offered by my institution above.

 You may use the box below to provide additional context for the data you have reported above. Context notes will be posted on the College Navigator website. Therefore, you should write all context notes using proper grammar (e.g., complete sentences with punctuation) and common language that can be easily understood by students and parents (e.g., spell out acronyms).

Institution: University of Missouri-Columbia (178396)

User ID: 29C0011

Part A - Fall Enrollment for Full-Time Undergraduate Students

Enrollment as of the institution's official fall reporting date or as of October 15, 2022

Full-time Undergraduate Students

Reporting Reminders:

- Report Hispanic/Latino individuals of any race as Hispanic/Latino
- Report race for non-Hispanic/Latino individuals only
- Even though Teacher Preparation certificate programs may require a bachelor's degree for admission, they are considered subbaccalaureate undergraduate programs, and students in these programs are undergraduate students.

Men

Enrolled for credit	Degree/certificate-seeking				Non-degree/ non-certificate-seeking	Total, Full-time undergraduate students
	First-time	Non-first-time		Total degree/certificate-seeking		
		Transfer-in	Continuing/ Returning			
U.S. Nonresident	13	10	72	95	11	106
Hispanic/Latino	114	36	387	537	0	537
American Indian or Alaska Native	4	0	8	12	0	12
Asian	64	10	225	299	0	299
Black or African American	70	33	366	469	0	469
Native Hawaiian or Other Pacific Islander	2	1	10	13	0	13
White	1,728	432	5,856	8,016	6	8,022
Two or more races	91	25	307	423	0	423
Race and ethnicity unknown	35	5	59	99	1	100
Total men	2,121	552	7,290	9,963	18	9,981
Total men prior year	2,063	618	7,311	9,992	21	10,013

Women

Enrolled for credit	Degree/certificate-seeking				Non-degree/ non-certificate-seeking	Total, Full-time undergraduate students
	First-time	Non-first-time		Total degree/certificate-seeking		
		Transfer-in	Continuing/ Returning			
U.S. Nonresident	15	17	74	106	26	132
Hispanic/Latino	185	21	470	676	0	676
American Indian or Alaska Native	5	1	11	17	0	17
Asian	77	15	223	315	0	315
Black or African American	117	34	554	705	0	705
Native Hawaiian or Other Pacific Islander	1	1	11	13	0	13
White	2,244	454	6,783	9,481	1	9,482
Two or more races	125	27	434	586	0	586
Race and ethnicity unknown	38	5	48	91	1	92
Total women	2,807	575	8,608	11,990	28	12,018
Total women prior year	2,718	589	8,532	11,839	23	11,862

Grand total (men+women)	4,928	1,127	15,898	21,953	46	21,999
Grand total (men+women) prior year	4,781	1,207	15,843	21,831	44	21,875

Institution: University of Missouri-Columbia (178396)

User ID: 29C0011

Part A - Fall Enrollment for Full-Time Undergraduate Students: CIP CODE:13.0000

Enrollment as of the institution's official fall reporting date or as of October 15, 2022

CIP CODE: 13.0000 -- Education

Full-time undergraduate students

- Report Hispanic/Latino individuals of any race as Hispanic/Latino
- Report race for non-Hispanic/Latino individuals only

Men

Enrolled for <u>credit</u>	Degree/certificate-seeking			Total degree/certificate-seeking	Non-degree/ non-certificate-seeking	Total, Full-time undergraduate students
	First-time	Non-first-time				
		Transfer-in	Continuing/ Returning			
U.S. Nonresident	1	0	0	1	0	1
Hispanic/Latino	0	1	5	6	0	6
American Indian or Alaska Native	0	0	1	1	0	1
Asian	1	0	3	4	0	4
Black or African American	1	0	5	6	0	6
Native Hawaiian or Other Pacific Islander	0	0	0	0	0	0
White	23	12	110	145	0	145
Two or more races	1	1	2	4	0	4
Race and ethnicity unknown	1	0	1	2	0	2
Total men	28	14	127	169	0	169

Women

Enrolled for <u>credit</u>	Degree/certificate-seeking			Total degree/certificate-seeking	Non-degree/ non-certificate-seeking	Total, Full-time undergraduate students
	First-time	Non-first-time				
		Transfer-in	Continuing/ Returning			
U.S. Nonresident	0	0	0	0	0	0
Hispanic/Latino	2	1	28	31	0	31
American Indian or Alaska Native	0	0	0	0	0	0
Asian	2	0	9	11	0	11
Black or African American	3	1	17	21	0	21
Native Hawaiian or Other Pacific Islander	1	0	0	1	0	1
White	122	47	540	709	0	709
Two or more races	11	1	22	34	0	34
Race and ethnicity unknown	1	1	1	3	0	3
Total women	142	51	617	810	0	810
Grand total (men+women)	170	65	744	979	0	979
Grand total (men+women) 2020-21	192	59	700	951		951

Institution: University of Missouri-Columbia (178396)

User ID: 29C0011

Part A - Fall Enrollment for Full-Time Undergraduate Students: CIP CODE:14.0000

Enrollment as of the institution's official fall reporting date or as of October 15, 2022

CIP CODE: 14.0000 -- Engineering

Full-time undergraduate students

- Report Hispanic/Latino individuals of any race as Hispanic/Latino
- Report race for non-Hispanic/Latino individuals only

Men

Enrolled for <u>credit</u>	Degree/certificate-seeking			Total degree/certificate-seeking	Non-degree/ non-certificate-seeking	Total, Full-time undergraduate students
	First-time	Non-first-time				
		Transfer-in	Continuing/ Returning			
U.S. Nonresident	2	2	16	20	0	20
Hispanic/Latino	17	1	42	60	0	60
American Indian or Alaska Native	0	0	0	0	0	0
Asian	15	3	27	45	0	45
Black or African American	23	6	39	68	0	68
Native Hawaiian or Other Pacific Islander	1	0	1	2	0	2
White	280	66	849	1,195	0	1,195
Two or more races	11	5	40	56	0	56
Race and ethnicity unknown	5	1	9	15	0	15
Total men	354	84	1,023	1,461	0	1,461

Women

Enrolled for <u>credit</u>	Degree/certificate-seeking			Total degree/certificate-seeking	Non-degree/ non-certificate-seeking	Total, Full-time undergraduate students
	First-time	Non-first-time				
		Transfer-in	Continuing/ Returning			
U.S. Nonresident	2	1	7	10	0	10
Hispanic/Latino	10	0	14	24	0	24
American Indian or Alaska Native	0	0	1	1	0	1
Asian	9	0	17	26	0	26
Black or African American	8	3	23	34	0	34
Native Hawaiian or Other Pacific Islander	0	0	0	0	0	0
White	78	14	225	317	0	317
Two or more races	5	1	16	22	0	22
Race and ethnicity unknown	4	0	0	4	0	4
Total women	116	19	303	438	0	438
Grand total (men+women)	470	103	1,326	1,899	0	1,899
Grand total (men+women) 2020-21	541	91	1,303	1,935		1,935

Institution: University of Missouri-Columbia (178396)

User ID: 29C0011

Part A - Fall Enrollment for Full-Time Undergraduate Students: CIP CODE:26.0000

Enrollment as of the institution's official fall reporting date or as of October 15, 2022

CIP CODE: 26.0000 -- Biological and Biomedical Sciences

Full-time undergraduate students

- Report Hispanic/Latino individuals of any race as Hispanic/Latino
- Report race for non-Hispanic/Latino individuals only

Men

Enrolled for credit	Degree/certificate-seeking			Total degree/certificate-seeking	Non-degree/ non-certificate-seeking	Total, Full-time undergraduate students
	First-time	Non-first-time				
		Transfer-in	Continuing/ Returning			
U.S. Nonresident	2	0	3	5	0	5
Hispanic/Latino	7	2	19	28	0	28
American Indian or Alaska Native	0	0	1	1	0	1
Asian	3	0	33	36	0	36
Black or African American	3	2	14	19	0	19
Native Hawaiian or Other Pacific Islander	0	0	0	0	0	0
White	87	18	292	397	0	397
Two or more races	8	1	19	28	0	28
Race and ethnicity unknown	1	0	2	3	0	3
Total men	111	23	383	517	0	517

Women

Enrolled for credit	Degree/certificate-seeking			Total degree/certificate-seeking	Non-degree/ non-certificate-seeking	Total, Full-time undergraduate students
	First-time	Non-first-time				
		Transfer-in	Continuing/ Returning			
U.S. Nonresident	1	1	4	6	0	6
Hispanic/Latino	13	1	30	44	0	44
American Indian or Alaska Native	2	0	1	3	0	3
Asian	6	1	29	36	0	36
Black or African American	10	3	47	60	0	60
Native Hawaiian or Other Pacific Islander	0	0	1	1	0	1
White	148	17	468	633	0	633
Two or more races	15	4	27	46	0	46
Race and ethnicity unknown	3	0	5	8	0	8
Total women	198	27	612	837	0	837
Grand total (men+women)	309	50	995	1,354	0	1,354
Grand total (men+women) 2020-21	434	54	935	1,423		1,423

Institution: University of Missouri-Columbia (178396)

User ID: 29C0011

Part A - Fall Enrollment for Full-Time Undergraduate Students: CIP CODE:27.0000

Enrollment as of the institution's official fall reporting date or as of October 15, 2022

CIP CODE: 27.0000 -- Mathematics and Statistics

Full-time undergraduate students

- Report Hispanic/Latino individuals of any race as Hispanic/Latino
- Report race for non-Hispanic/Latino individuals only

Men

Enrolled for credit	Degree/certificate-seeking			Total degree/certificate-seeking	Non-degree/ non-certificate-seeking	Total, Full-time undergraduate students
	First-time	Non-first-time				
		Transfer-in	Continuing/ Returning			
U.S. Nonresident	0	1	1	2	0	2
Hispanic/Latino	0	1	4	5	0	5
American Indian or Alaska Native	0	0	0	0	0	0
Asian	2	0	2	4	0	4
Black or African American	0	1	2	3	0	3
Native Hawaiian or Other Pacific Islander	0	0	0	0	0	0
White	33	2	82	117	0	117
Two or more races	1	0	4	5	0	5
Race/ethnicity unknown	3	0	1	4	0	4
Total men	39	5	96	140	0	140

Women

Enrolled for credit	Degree/certificate-seeking			Total degree/certificate-seeking	Non-degree/ non-certificate-seeking	Total, Full-time undergraduate students
	First-time	Non-first-time				
		Transfer-in	Continuing/ Returning			
U.S. Nonresident	0	1	1	2	0	2
Hispanic/Latino	0	0	0	0	0	0
American Indian or Alaska Native	0	0	0	0	0	0
Asian	1	0	1	2	0	2
Black or African American	0	0	2	2	0	2
Native Hawaiian or Other Pacific Islander	0	0	0	0	0	0
White	10	3	19	32	0	32
Two or more races	0	0	4	4	0	4
Race/ethnicity unknown	1	0	0	1	0	1
Total women	12	4	27	43	0	43
Grand total (men+women)	51	9	123	183	0	183
Grand total (men+women) 2020-21	36	6	128	170		170

Institution: University of Missouri-Columbia (178396)

User ID: 29C0011

Part A - Fall Enrollment for Full-Time Undergraduate Students: CIP CODE:40.0000

Enrollment as of the institution's official fall reporting date or as of October 15, 2022

CIP CODE: 40.0000 -- Physical Sciences

Full-time undergraduate students

- Report Hispanic/Latino individuals of any race as Hispanic/Latino
- Report race for non-Hispanic/Latino individuals only

Men

Enrolled for <u>credit</u>	Degree/certificate-seeking			Total degree/certificate-seeking	Non-degree/ non-certificate-seeking	Total, Full-time undergraduate students
	First-time	Non-first-time				
		Transfer-in	Continuing/ Returning			
U.S. Nonresident	0	1	3	4	0	4
Hispanic/Latino	4	0	6	10	0	10
American Indian or Alaska Native	0	0	0	0	0	0
Asian	1	0	1	2	0	2
Black or African American	2	0	8	10	0	10
Native Hawaiian or Other Pacific Islander	0	0	0	0	0	0
White	41	5	145	191	0	191
Two or more races	2	1	5	8	0	8
Race/ethnicity unknown	0	0	3	3	0	3
Total men	50	7	171	228	0	228

Women

Enrolled for <u>credit</u>	Degree/certificate-seeking			Total degree/certificate-seeking	Non-degree/ non-certificate-seeking	Total, Full-time undergraduate students
	First-time	Non-first-time				
		Transfer-in	Continuing/ Returning			
U.S. Nonresident	1	0	0	1	0	1
Hispanic/Latino	1	0	7	8	0	8
American Indian or Alaska Native	0	0	0	0	0	0
Asian	1	0	5	6	0	6
Black or African American	2	0	4	6	0	6
Native Hawaiian or Other Pacific Islander	0	0	0	0	0	0
White	52	7	131	190	0	190
Two or more races	4	0	8	12	0	12
Race/ethnicity unknown	2	0	2	4	0	4
Total women	63	7	157	227	0	227
Grand total (men+women)	113	14	328	455	0	455
Grand total (men+women) 2020-21	115	35	271	421		421

Institution: University of Missouri-Columbia (178396)

User ID: 29C0011

Part A - Fall Enrollment for Full-Time Undergraduate Students: CIP CODE:52.0000

Enrollment as of the institution's official fall reporting date or as of October 15, 2022

CIP CODE: 52.0000 -- Business, Management, Marketing and Related Support Services

Full-time undergraduate students

- Report Hispanic/Latino individuals of any race as Hispanic/Latino
- Report race for non-Hispanic/Latino individuals only

Men

Enrolled for <u>credit</u>	Degree/certificate-seeking			Total degree/certificate-seeking	Non-degree/ non-certificate-seeking	Total, Full-time undergraduate students
	First-time	Non-first-time				
		Transfer-in	Continuing/ Returning			
U.S. Nonresident	6	0	9	15	0	15
Hispanic/Latino	31	10	123	164	0	164
American Indian or Alaska Native	1	0	1	2	0	2
Asian	10	1	44	55	0	55
Black or African American	4	6	62	72	0	72
Native Hawaiian or Other Pacific Islander	0	0	6	6	0	6
White	518	125	1,781	2,424	0	2,424
Two or more races	20	8	58	86	0	86
Race/ethnicity unknown	12	2	16	30	0	30
Total men	602	152	2,100	2,854	0	2,854

Women

Enrolled for <u>credit</u>	Degree/certificate-seeking			Total degree/certificate-seeking	Non-degree/ non-certificate-seeking	Total, Full-time undergraduate students
	First-time	Non-first-time				
		Transfer-in	Continuing/ Returning			
U.S. Nonresident	2	0	8	10	0	10
Hispanic/Latino	23	1	70	94	0	94
American Indian or Alaska Native	1	0	1	2	0	2
Asian	14	3	36	53	0	53
Black or African American	19	5	52	76	0	76
Native Hawaiian or Other Pacific Islander	0	1	3	4	0	4
White	348	60	1,009	1,417	0	1,417
Two or more races	15	3	58	76	0	76
Race/ethnicity unknown	2	2	4	8	0	8
Total women	424	75	1,241	1,740	0	1,740
Grand total (men+women)	1,026	227	3,341	4,594	0	4,594
Grand total (men+women) 2020-21	1,038	178	2,894	4,110		4,110

Institution: University of Missouri-Columbia (178396)

User ID: 29C0011

Part A - Fall Enrollment for Part-time Undergraduate Students

Enrollment as of the institution's official fall reporting date or as of October 15, 2022

Part-time Undergraduate Students

Reporting Reminders:

- Report Hispanic/Latino individuals of any race as Hispanic/Latino
- Report race for non-Hispanic/Latino individuals only
- Even though Teacher Preparation certificate programs may require a bachelor's degree for admission, they are considered subbaccalaureate undergraduate programs, and students in these programs are undergraduate students.

Men

Enrolled for <u>credit</u>	Degree/certificate-seeking			Total degree/certificate-seeking	Non-degree/ non-certificate-seeking	Total, part-time <u>undergraduate</u> students
	First-time	Non-first-time				
		Transfer-in	Continuing/ Returning			
U.S. Nonresident	3	4	4	11	2	13
Hispanic/Latino	0	2	31	33	11	44
American Indian or Alaska Native	0	0	1	1	1	2
Asian	3	1	8	12	12	24
Black or African American	3	2	38	43	13	56
Native Hawaiian or Other Pacific Islander	0	0	1	1	0	1
White	20	26	402	448	209	657
Two or more races	1	1	24	26	14	40
Race and ethnicity unknown	0	0	10	10	16	26
Total men	30	36	519	585	278	863
Total men prior year	32	64	502	598	277	875

Women

Enrolled for <u>credit</u>	Degree/certificate-seeking			Total degree/certificate-seeking	Non-degree/ non-certificate-seeking	Total, part-time <u>undergraduate</u> students
	First-time	Non-first-time				
		Transfer-in	Continuing/ Returning			
U.S. Nonresident	9	9	3	21	4	25
Hispanic/Latino	1	6	32	39	14	53
American Indian or Alaska Native	0	0	2	2	0	2
Asian	0	2	17	19	8	27
Black or African American	1	7	44	52	10	62
Native Hawaiian or Other Pacific Islander	0	0	2	2	1	3
White	14	67	421	502	159	661
Two or more races	0	2	22	24	6	30
Race and ethnicity unknown	0	5	2	7	13	20
Total women	25	98	545	668	215	883
Total women prior year	30	77	556	663	283	946

Grand total (men+women)	55	134	1,064	1,253	493	1,746
Grand total (men+women) prior year	62	141	1,058	1,261	560	1,821

Institution: University of Missouri-Columbia (178396)

User ID: 29C0011

Part A - Fall Enrollment for Part-time Undergraduate Students: CIP CODE:13.0000

Enrollment as of the institution's official fall reporting date or as of October 15, 2022

CIP CODE: 13.0000 -- Education

Part-time undergraduate students

- Report Hispanic/Latino individuals of any race as Hispanic/Latino
- Report race for non-Hispanic/Latino individuals only

Men

Enrolled for <u>credit</u>	Degree/certificate-seeking			Total degree/certificate-seeking	Non-degree/ non-certificate-seeking	Total, Full-time undergraduate students
	First-time	Non-first-time				
		Transfer-in	Continuing/ Returning			
U.S. Nonresident	0	0	0	0	0	0
Hispanic/Latino	0	0	0	0	0	0
American Indian or Alaska Native	0	0	0	0	0	0
Asian	0	0	0	0	0	0
Black or African American	0	0	1	1	0	1
Native Hawaiian or Other Pacific Islander	0	0	0	0	0	0
White	0	0	8	8	0	8
Two or more races	0	0	0	0	0	0
Race/ethnicity unknown	0	0	1	1	0	1
Total men	0	0	10	10	0	10

Women

Enrolled for <u>credit</u>	Degree/certificate-seeking			Total degree/certificate-seeking	Non-degree/ non-certificate-seeking	Total, Full-time undergraduate students
	First-time	Non-first-time				
		Transfer-in	Continuing/ Returning			
U.S. Nonresident	0	0	0	0	0	0
Hispanic/Latino	0	1	2	3	0	3
American Indian or Alaska Native	0	0	0	0	0	0
Asian	0	0	0	0	0	0
Black or African American	0	0	0	0	0	0
Native Hawaiian or Other Pacific Islander	0	0	0	0	0	0
White	1	1	18	20	0	20
Two or more races	0	0	0	0	0	0
Race/ethnicity unknown	0	0	0	0	0	0
Total women	1	2	20	23	0	23
Grand total (men+women)	1	2	30	33	0	33
Grand total (men+women) 2020-21	1	4	15	20	0	20

Institution: University of Missouri-Columbia (178396)

User ID: 29C0011

Part A - Fall Enrollment for Part-time Undergraduate Students: CIP CODE:14.0000

Enrollment as of the institution's official fall reporting date or as of October 15, 2022

CIP CODE: 14.0000 -- Engineering

Part-time undergraduate students

- Report Hispanic/Latino individuals of any race as Hispanic/Latino
- Report race for non-Hispanic/Latino individuals only

Men

Enrolled for <u>credit</u>	Degree/certificate-seeking			Total degree/certificate-seeking	Non-degree/ non-certificate-seeking	Total, Full-time undergraduate students
	First-time	Non-first-time				
		Transfer-in	Continuing/ Returning			
U.S. Nonresident	2	1	0	3	0	3
Hispanic/Latino	0	0	4	4	0	4
American Indian or Alaska Native	0	0	0	0	0	0
Asian	1	0	4	5	0	5
Black or African American	0	1	3	4	0	4
Native Hawaiian or Other Pacific Islander	0	0	0	0	0	0
White	2	0	33	35	0	35
Two or more races	0	1	0	1	0	1
Race and ethnicity unknown	0	0	0	0	0	0
Total men	5	3	44	52	0	52

Women

Enrolled for <u>credit</u>	Degree/certificate-seeking			Total degree/certificate-seeking	Non-degree/ non-certificate-seeking	Total, Full-time undergraduate students
	First-time	Non-first-time				
		Transfer-in	Continuing/ Returning			
U.S. Nonresident	1	0	1	2	0	2
Hispanic/Latino	0	1	0	1	0	1
American Indian or Alaska Native	0	0	0	0	0	0
Asian	0	0	2	2	0	2
Black or African American	0	0	1	1	0	1
Native Hawaiian or Other Pacific Islander	0	0	0	0	0	0
White	1	0	12	13	0	13
Two or more races	0	0	2	2	0	2
Race and ethnicity unknown	0	1	0	1	0	1
Total women	2	2	18	22	0	22
Grand total (men+women)	7	5	62	74	0	74
Grand total (men+women) 2020-21	8	5	98	111		111

Institution: University of Missouri-Columbia (178396)

User ID: 29C0011

Part A - Fall Enrollment for Part-time Undergraduate Students: CIP CODE:26.0000

Enrollment as of the institution's official fall reporting date or as of October 15, 2022

CIP CODE: 26.0000 -- Biological and Biomedical Sciences

Part-time undergraduate students

- Report Hispanic/Latino individuals of any race as Hispanic/Latino
- Report race for non-Hispanic/Latino individuals only

Men

Enrolled for <u>credit</u>	Degree/certificate-seeking			Total degree/certificate-seeking	Non-degree/ non-certificate-seeking	Total, Full-time undergraduate students
	First-time	Non-first-time				
		Transfer-in	Continuing/ Returning			
U.S. Nonresident	<input type="text" value="0"/>	<input type="text" value="0"/>	<input type="text" value="0"/>	0	<input type="text" value="0"/>	0
Hispanic/Latino	<input type="text" value="0"/>	<input type="text" value="0"/>	<input type="text" value="0"/>	0	<input type="text" value="0"/>	0
American Indian or Alaska Native	<input type="text" value="0"/>	<input type="text" value="0"/>	<input type="text" value="0"/>	0	<input type="text" value="0"/>	0
Asian	<input type="text" value="0"/>	<input type="text" value="0"/>	<input type="text" value="0"/>	0	<input type="text" value="0"/>	0
Black or African American	<input type="text" value="0"/>	<input type="text" value="0"/>	<input type="text" value="1"/>	1	<input type="text" value="0"/>	1
Native Hawaiian or Other Pacific Islander	<input type="text" value="0"/>	<input type="text" value="0"/>	<input type="text" value="0"/>	0	<input type="text" value="0"/>	0
White	<input type="text" value="1"/>	<input type="text" value="4"/>	<input type="text" value="13"/>	18	<input type="text" value="0"/>	18
Two or more races	<input type="text" value="0"/>	<input type="text" value="0"/>	<input type="text" value="2"/>	2	<input type="text" value="0"/>	2
Race and ethnicity unknown	<input type="text" value="0"/>	<input type="text" value="0"/>	<input type="text" value="2"/>	2	<input type="text" value="0"/>	2
Total men	1	4	18	23	0	23

Women

Enrolled for <u>credit</u>	Degree/certificate-seeking			Total degree/certificate-seeking	Non-degree/ non-certificate-seeking	Total, Full-time undergraduate students
	First-time	Non-first-time				
		Transfer-in	Continuing/ Returning			
U.S. Nonresident	<input type="text" value="1"/>	<input type="text" value="1"/>	<input type="text" value="2"/>	4	<input type="text" value="0"/>	4
Hispanic/Latino	<input type="text" value="0"/>	<input type="text" value="0"/>	<input type="text" value="1"/>	1	<input type="text" value="0"/>	1
American Indian or Alaska Native	<input type="text" value="0"/>	<input type="text" value="0"/>	<input type="text" value="0"/>	0	<input type="text" value="0"/>	0
Asian	<input type="text" value="0"/>	<input type="text" value="0"/>	<input type="text" value="0"/>	0	<input type="text" value="0"/>	0
Black or African American	<input type="text" value="0"/>	<input type="text" value="0"/>	<input type="text" value="2"/>	2	<input type="text" value="0"/>	2
Native Hawaiian or Other Pacific Islander	<input type="text" value="0"/>	<input type="text" value="0"/>	<input type="text" value="0"/>	0	<input type="text" value="0"/>	0
White	<input type="text" value="1"/>	<input type="text" value="0"/>	<input type="text" value="13"/>	14	<input type="text" value="0"/>	14
Two or more races	<input type="text" value="0"/>	<input type="text" value="0"/>	<input type="text" value="1"/>	1	<input type="text" value="0"/>	1
Race and ethnicity unknown	<input type="text" value="0"/>	<input type="text" value="0"/>	<input type="text" value="1"/>	1	<input type="text" value="0"/>	1
Total women	2	1	20	23	0	23
Grand total (men+women)	3	5	38	46	0	46
Grand total (men+women) 2020-21	4	4	35	43		43

Institution: University of Missouri-Columbia (178396)

User ID: 29C0011

Part A - Fall Enrollment for Part-time Undergraduate Students: CIP CODE:27.0000

Enrollment as of the institution's official fall reporting date or as of October 15, 2022

CIP CODE: 27.0000 -- Mathematics and Statistics

Part-time undergraduate students

- Report Hispanic/Latino individuals of any race as Hispanic/Latino
- Report race for non-Hispanic/Latino individuals only

Men

Enrolled for <u>credit</u>	Degree/certificate-seeking			Total degree/certificate-seeking	Non-degree/ non-certificate-seeking	Total, Full-time undergraduate students
	First-time	Non-first-time				
		Transfer-in	Continuing/ Returning			
U.S. Nonresident	<input type="text" value="0"/>	<input type="text" value="1"/>	<input type="text" value="1"/>	2	<input type="text" value="0"/>	2
Hispanic/Latino	<input type="text" value="0"/>	<input type="text" value="0"/>	<input type="text" value="0"/>	0	<input type="text" value="0"/>	0
American Indian or Alaska Native	<input type="text" value="0"/>	<input type="text" value="0"/>	<input type="text" value="0"/>	0	<input type="text" value="0"/>	0
Asian	<input type="text" value="0"/>	<input type="text" value="0"/>	<input type="text" value="0"/>	0	<input type="text" value="0"/>	0
Black or African American	<input type="text" value="0"/>	<input type="text" value="0"/>	<input type="text" value="0"/>	0	<input type="text" value="0"/>	0
Native Hawaiian or Other Pacific Islander	<input type="text" value="0"/>	<input type="text" value="0"/>	<input type="text" value="0"/>	0	<input type="text" value="0"/>	0
White	<input type="text" value="2"/>	<input type="text" value="0"/>	<input type="text" value="4"/>	6	<input type="text" value="0"/>	6
Two or more races	<input type="text" value="0"/>	<input type="text" value="0"/>	<input type="text" value="0"/>	0	<input type="text" value="0"/>	0
Race/ethnicity unknown	<input type="text" value="0"/>	<input type="text" value="0"/>	<input type="text" value="0"/>	0	<input type="text" value="0"/>	0
Total men	2	1	5	8	0	8

Women

Enrolled for <u>credit</u>	Degree/certificate-seeking			Total degree/certificate-seeking	Non-degree/ non-certificate-seeking	Total, Full-time undergraduate students
	First-time	Non-first-time				
		Transfer-in	Continuing/ Returning			
U.S. Nonresident	<input type="text" value="0"/>	<input type="text" value="1"/>	<input type="text" value="0"/>	1	<input type="text" value="0"/>	1
Hispanic/Latino	<input type="text" value="0"/>	<input type="text" value="0"/>	<input type="text" value="0"/>	0	<input type="text" value="0"/>	0
American Indian or Alaska Native	<input type="text" value="0"/>	<input type="text" value="0"/>	<input type="text" value="0"/>	0	<input type="text" value="0"/>	0
Asian	<input type="text" value="0"/>	<input type="text" value="0"/>	<input type="text" value="0"/>	0	<input type="text" value="0"/>	0
Black or African American	<input type="text" value="0"/>	<input type="text" value="0"/>	<input type="text" value="0"/>	0	<input type="text" value="0"/>	0
Native Hawaiian or Other Pacific Islander	<input type="text" value="0"/>	<input type="text" value="0"/>	<input type="text" value="0"/>	0	<input type="text" value="0"/>	0
White	<input type="text" value="0"/>	<input type="text" value="0"/>	<input type="text" value="1"/>	1	<input type="text" value="0"/>	1
Two or more races	<input type="text" value="0"/>	<input type="text" value="0"/>	<input type="text" value="0"/>	0	<input type="text" value="0"/>	0
Race/ethnicity unknown	<input type="text" value="0"/>	<input type="text" value="0"/>	<input type="text" value="0"/>	0	<input type="text" value="0"/>	0
Total women	0	1	1	2	0	2
Grand total (men+women)	2	2	6	10	0	10
Grand total (men+women) 2020-21			10	10		10

Institution: University of Missouri-Columbia (178396)

User ID: 29C0011

Part A - Fall Enrollment for Part-time Undergraduate Students: CIP CODE:40.0000

Enrollment as of the institution's official fall reporting date or as of October 15, 2022

CIP CODE: 40.0000 -- Physical Sciences

Part-time undergraduate students

- Report Hispanic/Latino individuals of any race as Hispanic/Latino
- Report race for non-Hispanic/Latino individuals only

Men

Enrolled for credit	Degree/certificate-seeking			Total degree/certificate-seeking	Non-degree/ non-certificate-seeking	Total, Full-time undergraduate students
	First-time	Non-first-time				
		Transfer-in	Continuing/ Returning			
U.S. Nonresident	0	0	0	0	0	0
Hispanic/Latino	0	0	1	1	0	1
American Indian or Alaska Native	0	0	0	0	0	0
Asian	0	0	0	0	0	0
Black or African American	0	0	2	2	0	2
Native Hawaiian or Other Pacific Islander	0	0	0	0	0	0
White	1	0	15	16	0	16
Two or more races	0	0	1	1	0	1
Race and ethnicity unknown	0	0	1	1	0	1
Total men	1	0	20	21	0	21

Women

Enrolled for credit	Degree/certificate-seeking			Total degree/certificate-seeking	Non-degree/ non-certificate-seeking	Total, Full-time undergraduate students
	First-time	Non-first-time				
		Transfer-in	Continuing/ Returning			
U.S. Nonresident	0	0	0	0	0	0
Hispanic/Latino	0	0	0	0	0	0
American Indian or Alaska Native	0	0	0	0	0	0
Asian	0	0	0	0	0	0
Black or African American	0	0	0	0	0	0
Native Hawaiian or Other Pacific Islander	0	0	0	0	0	0
White	1	1	5	7	0	7
Two or more races	0	0	0	0	0	0
Race and ethnicity unknown	0	0	0	0	0	0
Total women	1	1	5	7	0	7
Grand total (men+women)	2	1	25	28	0	28
Grand total (men+women) 2020-21	2	2	19	23		23

Institution: University of Missouri-Columbia (178396)

User ID: 29C0011

Part A - Fall Enrollment for Part-time Undergraduate Students: CIP CODE:52.0000

Enrollment as of the institution's official fall reporting date or as of October 15, 2022

CIP CODE: 52.0000 -- Business, Management, Marketing and Related Support Services

Part-time undergraduate students

- Report Hispanic/Latino individuals of any race as Hispanic/Latino
- Report race for non-Hispanic/Latino individuals only

Men

Enrolled for credit	Degree/certificate-seeking			Total degree/certificate-seeking	Non-degree/ non-certificate-seeking	Total, Full-time undergraduate students
	First-time	Non-first-time				
		Transfer-in	Continuing/ Returning			
U.S. Nonresident	1	1	0	2	0	2
Hispanic/Latino	0	0	6	6	0	6
American Indian or Alaska Native	0	0	0	0	0	0
Asian	1	0	1	2	0	2
Black or African American	0	0	2	2	0	2
Native Hawaiian or Other Pacific Islander	0	0	1	1	0	1
White	6	2	102	110	0	110
Two or more races	1	0	2	3	0	3
Race and ethnicity unknown	0	0	1	1	0	1
Total men	9	3	115	127	0	127

Women

Enrolled for credit	Degree/certificate-seeking			Total degree/certificate-seeking	Non-degree/ non-certificate-seeking	Total, Full-time undergraduate students
	First-time	Non-first-time				
		Transfer-in	Continuing/ Returning			
U.S. Nonresident	1	1	0	2	0	2
Hispanic/Latino	0	0	6	6	0	6
American Indian or Alaska Native	0	0	0	0	0	0
Asian	0	0	1	1	0	1
Black or African American	0	0	3	3	0	3
Native Hawaiian or Other Pacific Islander	0	0	0	0	0	0
White	3	7	39	49	0	49
Two or more races	0	0	2	2	0	2
Race and ethnicity unknown	0	0	0	0	0	0
Total women	4	8	51	63	0	63
Grand total (men+women)	13	11	166	190	0	190
Grand total (men+women) 2020-21	4	12	166	182		182

Institution: University of Missouri-Columbia (178396)

User ID: 29C0011

Part A - Fall Enrollment for Undergraduate Students Total

Enrollment as of the institution's official fall reporting date or as of October 15, 2022

Undergraduate Students

Men

Students enrolled for credit	Total full-time undergraduate students	Total part-time undergraduate students	Grand total, all undergraduate students
U.S. Nonresident	106	13	119
Hispanic/Latino	537	44	581
American Indian or Alaska Native	12	2	14
Asian	299	24	323
Black or African American	469	56	525
Native Hawaiian or Other Pacific Islander	13	1	14
White	8,022	657	8,679
Two or more races	423	40	463
Race and ethnicity unknown	100	26	126
Total men	9,981	863	10,844

Women

Students enrolled for credit	Total full-time students	Total part-time students	Grand total, all students
U.S. Nonresident	132	25	157
Hispanic/Latino	676	53	729
American Indian or Alaska Native	17	2	19
Asian	315	27	342
Black or African American	705	62	767
Native Hawaiian or Other Pacific Islander	13	3	16
White	9,482	661	10,143
Two or more races	586	30	616
Race and ethnicity unknown	92	20	112
Total women	12,018	883	12,901
Grand Total (men+women)	21,999	1,746	23,745

Institution: University of Missouri-Columbia (178396)

User ID: 29C0011

Part A - Fall Enrollment for Graduate Students

Enrollment as of the institution's official fall reporting date or as of October 15, 2022

Graduate Students

Race/Ethnicity Reporting Reminder:

- Report Hispanic/Latino individuals of any race as Hispanic/Latino
- Report race for non-Hispanic/Latino individuals only

Graduate Student Reporting Reminder:

- Report all postbaccalaureate degree and certificate students as graduate students, including any doctor's-professional practice students (formerly first-professional)
- Even though Teacher Preparation certificate programs may require a bachelor's degree for admission, they are considered subbaccalaureate undergraduate programs, and students in these programs are undergraduate students.

Men

Enrolled for credit	Total full-time	Total part-time	Total graduate students
U.S. Nonresident	402	199	601
Hispanic/Latino	83	57	140
American Indian or Alaska Native	7	2	9
Asian	58	37	95
Black or African American	90	58	148
Native Hawaiian or Other Pacific Islander	0	1	1
White	1,023	739	1,762
Two or more races	41	24	65
Race and ethnicity unknown	60	21	81
Total men	1,764	1,138	2,902
Total men prior year	1,723	1,225	2,948

Women

Enrolled for credit	Total full-time	Total part-time	Total graduate students
U.S. Nonresident	342	158	500
Hispanic/Latino	115	86	201
American Indian or Alaska Native	9	7	16
Asian	82	55	137
Black or African American	137	131	268
Native Hawaiian or Other Pacific Islander	0	1	1
White	1,683	1,652	3,335
Two or more races	72	53	125
Race and ethnicity unknown	56	18	74
Total women	2,496	2,161	4,657
Total women prior year	2,527	2,230	4,757
Grand total (men+women)	4,260	3,299	7,559
Grand total (men+women) prior year	4,250	3,455	7,705

Institution: University of Missouri-Columbia (178396)

User ID: 29C0011

Part A - Fall Enrollment for Graduate Students: CIP CODE:13.0000

Enrollment as of the institution's official fall reporting date or as of October 15, 2022

CIP CODE: 13.0000 -- Education

Graduate students

- Report Hispanic/Latino individuals of any race as Hispanic/Latino
- Report race for non-Hispanic/Latino individuals only
- Report all postbaccalaureate degree and certificate students as graduate students, including any doctor's-professional practice students (formerly first-professional)

Men

Students enrolled for <u>credit</u>	Total <u>full-time</u>	Total <u>part-time</u>	Total graduate students
<u>U.S. Nonresident</u>	13	10	23
<u>Hispanic/Latino</u>	5	8	13
<u>American Indian or Alaska Native</u>	1	0	1
<u>Asian</u>	0	4	4
<u>Black or African American</u>	14	17	31
<u>Native Hawaiian or Other Pacific Islander</u>	0	0	0
<u>White</u>	72	165	237
<u>Two or more races</u>	5	5	10
<u>Race and ethnicity unknown</u>	1	1	2
Total men	111	210	321

Women

Students enrolled for <u>credit</u>	Total <u>full-time</u>	Total <u>part-time</u>	Total graduate students
<u>U.S. Nonresident</u>	33	18	51
<u>Hispanic/Latino</u>	12	16	28
<u>American Indian or Alaska Native</u>	2	2	4
<u>Asian</u>	5	11	16
<u>Black or African American</u>	26	29	55
<u>Native Hawaiian or Other Pacific Islander</u>	0	0	0
<u>White</u>	163	526	689
<u>Two or more races</u>	7	17	24
<u>Race and ethnicity unknown</u>	2	3	5
Total women	250	622	872

Grand total (men+women)	361	832	1,193
Grand total (men+women) 2020-21	400	852	1,252

Institution: University of Missouri-Columbia (178396)

User ID: 29C0011

Part A - Fall Enrollment for Graduate Students: CIP CODE:14.0000

Enrollment as of the institution's official fall reporting date or as of October 15, 2022

CIP CODE: 14.0000 -- Engineering

Graduate students

- Report Hispanic/Latino individuals of any race as Hispanic/Latino
- Report race for non-Hispanic/Latino individuals only
- Report all postbaccalaureate degree and certificate students as graduate students, including any doctor's-professional practice students (formerly first-professional)

Men

Students enrolled for <u>credit</u>	Total <u>full-time</u>	Total <u>part-time</u>	Total graduate students
<u>U.S. Nonresident</u>	49	65	114
<u>Hispanic/Latino</u>	1	1	2
<u>American Indian or Alaska Native</u>	0	0	0
<u>Asian</u>	1	2	3
<u>Black or African American</u>	2	2	4
<u>Native Hawaiian or Other Pacific Islander</u>	0	1	1
<u>White</u>	34	30	64
<u>Two or more races</u>	1	3	4
<u>Race and ethnicity unknown</u>	0	1	1
Total men	88	105	193

Women

Students enrolled for <u>credit</u>	Total <u>full-time</u>	Total <u>part-time</u>	Total graduate students
<u>U.S. Nonresident</u>	22	22	44
<u>Hispanic/Latino</u>	2	2	4
<u>American Indian or Alaska Native</u>	0	0	0
<u>Asian</u>	0	1	1
<u>Black or African American</u>	1	0	1
<u>Native Hawaiian or Other Pacific Islander</u>	0	0	0
<u>White</u>	10	14	24
<u>Two or more races</u>	0	0	0
<u>Race and ethnicity unknown</u>	1	0	1
Total women	36	39	75

Grand total (men+women)	124	144	268
Grand total (men+women) 2020-21	138	160	298

Institution: University of Missouri-Columbia (178396)

User ID: 29C0011

Part A - Fall Enrollment for Graduate Students: CIP CODE:26.0000

Enrollment as of the institution's official fall reporting date or as of October 15, 2022

CIP CODE: 26.0000 -- Biological and Biomedical Sciences

Graduate students

- Report Hispanic/Latino individuals of any race as Hispanic/Latino
- Report race for non-Hispanic/Latino individuals only
- Report all postbaccalaureate degree and certificate students as graduate students, including any doctor's-professional practice students (formerly first-professional)

Men

Students enrolled for <u>credit</u>	Total <u>full-time</u>	Total <u>part-time</u>	Total graduate students
<u>U.S. Nonresident</u>	14	1	15
<u>Hispanic/Latino</u>	10	2	12
<u>American Indian or Alaska Native</u>	0	0	0
<u>Asian</u>	3	0	3
<u>Black or African American</u>	3	1	4
<u>Native Hawaiian or Other Pacific Islander</u>	0	0	0
<u>White</u>	32	8	40
Two or more races	0	0	0
<u>Race and ethnicity unknown</u>	0	0	0
Total men	62	12	74

Women

Students enrolled for <u>credit</u>	Total <u>full-time</u>	Total <u>part-time</u>	Total graduate students
<u>U.S. Nonresident</u>	31	6	37
<u>Hispanic/Latino</u>	7	3	10
<u>American Indian or Alaska Native</u>	0	0	0
<u>Asian</u>	2	1	3
<u>Black or African American</u>	8	2	10
<u>Native Hawaiian or Other Pacific Islander</u>	0	0	0
<u>White</u>	41	35	76
Two or more races	5	3	8
<u>Race and ethnicity unknown</u>	2	0	2
Total women	96	50	146

Grand total (men+women)	158	62	220
Grand total (men+women) 2020-21	144	26	170

Institution: University of Missouri-Columbia (178396)

User ID: 29C0011

Part A - Fall Enrollment for Graduate Students: CIP CODE:27.0000

Enrollment as of the institution's official fall reporting date or as of October 15, 2022

CIP CODE: 27.0000 -- Mathematics and Statistics

Graduate students

- Report Hispanic/Latino individuals of any race as Hispanic/Latino
- Report race for non-Hispanic/Latino individuals only
- Report all postbaccalaureate degree and certificate students as graduate students, including any doctor's-professional practice students (formerly first-professional)

Men

Students enrolled for <u>credit</u>	Total <u>full-time</u>	Total <u>part-time</u>	Total graduate students
<u>U.S. Nonresident</u>	19	5	24
<u>Hispanic/Latino</u>	5	1	6
<u>American Indian or Alaska Native</u>	0	0	0
<u>Asian</u>	1	1	2
<u>Black or African American</u>	1	0	1
<u>Native Hawaiian or Other Pacific Islander</u>	0	0	0
<u>White</u>	30	6	36
<u>Two or more races</u>	1	0	1
<u>Race/ethnicity unknown</u>	3	0	3
Total men	60	13	73

Women

Students enrolled for <u>credit</u>	Total <u>full-time</u>	Total <u>part-time</u>	Total graduate students
<u>U.S. Nonresident</u>	14	2	16
<u>Hispanic/Latino</u>	0	0	0
<u>American Indian or Alaska Native</u>	0	0	0
<u>Asian</u>	0	0	0
<u>Black or African American</u>	0	0	0
<u>Native Hawaiian or Other Pacific Islander</u>	0	0	0
<u>White</u>	4	0	4
<u>Two or more races</u>	0	0	0
<u>Race/ethnicity unknown</u>	0	0	0
Total women	18	2	20

Grand total (men+women)	78	15	93
Grand total (men+women) 2020-21	96	27	123

Institution: University of Missouri-Columbia (178396)

User ID: 29C0011

Part A - Fall Enrollment for Graduate Students: CIP CODE:40.0000

Enrollment as of the institution's official fall reporting date or as of October 15, 2022

CIP CODE: 40.0000 -- Physical Sciences

Graduate students

- Report Hispanic/Latino individuals of any race as Hispanic/Latino
- Report race for non-Hispanic/Latino individuals only
- Report all postbaccalaureate degree and certificate students as graduate students, including any doctor's-professional practice students (formerly first-professional)

Men

Students enrolled for <u>credit</u>	Total <u>full-time</u>	Total <u>part-time</u>	Total graduate students
U.S. Nonresident	45	7	52
Hispanic/Latino	1	0	1
American Indian or Alaska Native	0	0	0
Asian	3	0	3
Black or African American	2	0	2
Native Hawaiian or Other Pacific Islander	0	0	0
White	39	7	46
Two or more races	1	0	1
Race and ethnicity unknown	0	0	0
Total men	91	14	105

Women

Students enrolled for <u>credit</u>	Total <u>full-time</u>	Total <u>part-time</u>	Total graduate students
U.S. Nonresident	24	5	29
Hispanic/Latino	0	0	0
American Indian or Alaska Native	0	0	0
Asian	2	0	2
Black or African American	3	0	3
Native Hawaiian or Other Pacific Islander	0	0	0
White	18	1	19
Two or more races	1	0	1
Race and ethnicity unknown	2	0	2
Total women	50	6	56

Grand total (men+women)	141	20	161
Grand total (men+women) 2020-21	136	25	161

Institution: University of Missouri-Columbia (178396)

User ID: 29C0011

Part A - Fall Enrollment for Graduate Students: CIP CODE:52.0000

Enrollment as of the institution's official fall reporting date or as of October 15, 2022

CIP CODE: 52.0000 -- Business, Management, Marketing and Related Support Services

Graduate students

- Report Hispanic/Latino individuals of any race as Hispanic/Latino
- Report race for non-Hispanic/Latino individuals only
- Report all postbaccalaureate degree and certificate students as graduate students, including any doctor's-professional practice students (formerly first-professional)

Men

Students enrolled for <u>credit</u>	Total <u>full-time</u>	Total <u>part-time</u>	Total graduate students
U.S. Nonresident	16	2	18
Hispanic/Latino	3	3	6
American Indian or Alaska Native	0	0	0
Asian	6	2	8
Black or African American	9	6	15
Native Hawaiian or Other Pacific Islander	0	0	0
White	148	91	239
Two or more races	3	2	5
Race and ethnicity unknown	0	0	0
Total men	185	106	291

Women

Students enrolled for <u>credit</u>	Total <u>full-time</u>	Total <u>part-time</u>	Total graduate students
U.S. Nonresident	8	5	13
Hispanic/Latino	7	4	11
American Indian or Alaska Native	1	1	2
Asian	5	2	7
Black or African American	8	3	11
Native Hawaiian or Other Pacific Islander	0	0	0
White	84	76	160
Two or more races	4	4	8
Race and ethnicity unknown	1	0	1
Total women	118	95	213

Grand total (men+women)	303	201	504
Grand total (men+women) 2020-21	305	83	388

Institution: University of Missouri-Columbia (178396)

User ID: 29C0011

Part A - Fall Enrollment for Graduate Students: CIP CODE:22.0101

Enrollment as of the institution's official fall reporting date or as of October 15, 2022

CIP CODE: 22.0101 -- Law (LL.B., J.D.)

- Report Hispanic/Latino individuals of any race as Hispanic/Latino
- Report race for non-Hispanic/Latino individuals only

Men

Students enrolled for <u>credit</u>	Total <u>full-time</u>	Total <u>part-time</u>	Total
<u>U.S. Nonresident</u>	<input type="text" value="1"/>	<input type="text" value="0"/>	1
<u>Hispanic/Latino</u>	<input type="text" value="10"/>	<input type="text" value="1"/>	11
<u>American Indian or Alaska Native</u>	<input type="text" value="2"/>	<input type="text" value="0"/>	2
<u>Asian</u>	<input type="text" value="4"/>	<input type="text" value="0"/>	4
<u>Black or African American</u>	<input type="text" value="7"/>	<input type="text" value="0"/>	7
<u>Native Hawaiian or Other Pacific Islander</u>	<input type="text" value="0"/>	<input type="text" value="0"/>	0
<u>White</u>	<input type="text" value="139"/>	<input type="text" value="4"/>	143
<u>Two or more races</u>	<input type="text" value="5"/>	<input type="text" value="0"/>	5
<u>Race and ethnicity unknown</u>	<input type="text" value="6"/>	<input type="text" value="0"/>	6
Total men	174	5	179

Women

Students enrolled for <u>credit</u>	Total <u>full-time</u>	Total <u>part-time</u>	Total
<u>U.S. Nonresident</u>	<input type="text" value="3"/>	<input type="text" value="0"/>	3
<u>Hispanic/Latino</u>	<input type="text" value="8"/>	<input type="text" value="0"/>	8
<u>American Indian or Alaska Native</u>	<input type="text" value="2"/>	<input type="text" value="0"/>	2
<u>Asian</u>	<input type="text" value="10"/>	<input type="text" value="0"/>	10
<u>Black or African American</u>	<input type="text" value="13"/>	<input type="text" value="0"/>	13
<u>Native Hawaiian or Other Pacific Islander</u>	<input type="text" value="0"/>	<input type="text" value="0"/>	0
<u>White</u>	<input type="text" value="149"/>	<input type="text" value="3"/>	152
<u>Two or more races</u>	<input type="text" value="2"/>	<input type="text" value="0"/>	2
<u>Race and ethnicity unknown</u>	<input type="text" value="3"/>	<input type="text" value="0"/>	3
Total women	190	3	193

Grand total (men+women)	364	8	372
Grand total (men+women) 2020-21	284	16	300

Institution: University of Missouri-Columbia (178396)

User ID: 29C0011

Part A - Fall Enrollment for Graduate Students: CIP CODE:51.1201

Enrollment as of the institution's official fall reporting date or as of October 15, 2022

CIP CODE: 51.1201 -- Medicine (M.D.)

- Report Hispanic/Latino individuals of any race as Hispanic/Latino
- Report race for non-Hispanic/Latino individuals only

Men

Students enrolled for <u>credit</u>	Total <u>full-time</u>	Total <u>part-time</u>	Total
<u>U.S. Nonresident</u>	0	0	0
<u>Hispanic/Latino</u>	17	0	17
<u>American Indian or Alaska Native</u>	0	0	0
<u>Asian</u>	21	0	21
<u>Black or African American</u>	18	0	18
<u>Native Hawaiian or Other Pacific Islander</u>	0	0	0
<u>White</u>	136	0	136
<u>Two or more races</u>	4	0	4
<u>Race and ethnicity unknown</u>	38	0	38
Total men	234	0	234

Women

Students enrolled for <u>credit</u>	Total <u>full-time</u>	Total <u>part-time</u>	Total
<u>U.S. Nonresident</u>	0	0	0
<u>Hispanic/Latino</u>	19	0	19
<u>American Indian or Alaska Native</u>	0	0	0
<u>Asian</u>	25	0	25
<u>Black or African American</u>	21	0	21
<u>Native Hawaiian or Other Pacific Islander</u>	0	0	0
<u>White</u>	166	0	166
<u>Two or more races</u>	7	0	7
<u>Race and ethnicity unknown</u>	27	0	27
Total women	265	0	265

Grand total (men+women)	499	0	499
Grand total (men+women) 2020-21	487		487

Institution: University of Missouri-Columbia (178396)

User ID: 29C0011

Part A - Fall Enrollment - Summary - Grand Totals

Fall Enrollment Summary

Men

Students enrolled for credit	Total full-time students	Total part-time students	Grand total, all students
U.S. Nonresident	508	212	720
Hispanic/Latino	620	101	721
American Indian or Alaska Native	19	4	23
Asian	357	61	418
Black or African American	559	114	673
Native Hawaiian or Other Pacific Islander	13	2	15
White	9,045	1,396	10,441
Two or more races	464	64	528
Race and ethnicity unknown	160	47	207
Total men	11,745	2,001	13,746

Women

Students enrolled for credit	Total full-time students	Total part-time students	Grand total, all students
U.S. Nonresident	474	183	657
Hispanic/Latino	791	139	930
American Indian or Alaska Native	26	9	35
Asian	397	82	479
Black or African American	842	193	1,035
Native Hawaiian or Other Pacific Islander	13	4	17
White	11,165	2,313	13,478
Two or more races	658	83	741
Race and ethnicity unknown	148	38	186
Total women	14,514	3,044	17,558
Grand Total (men+women)	26,259	5,045	31,304

Institution: University of Missouri-Columbia (178396)

User ID: 29C0011

Part A - Fall Enrollment - Summary: CIP CODE:13.0000

Fall Enrollment Totals

CIP CODE: 13.0000 -- Education

Men

Students enrolled for credit	Total full-time students	Total part-time students	Grand total, all students
<u>U.S. Nonresident</u>	14	10	24
<u>Hispanic/Latino</u>	11	8	19
<u>American Indian or Alaska Native</u>	2	0	2
<u>Asian</u>	4	4	8
<u>Black or African American</u>	20	18	38
<u>Native Hawaiian or Other Pacific Islander</u>	0	0	0
<u>White</u>	217	173	390
Two or more races	9	5	14
Race and ethnicity unknown	3	2	5
Total men	280	220	500

Women

Students enrolled for credit	Total full-time students	Total part-time students	Grand total, all students
<u>U.S. Nonresident</u>	33	18	51
<u>Hispanic/Latino</u>	43	19	62
<u>American Indian or Alaska Native</u>	2	2	4
<u>Asian</u>	16	11	27
<u>Black or African American</u>	47	29	76
<u>Native Hawaiian or Other Pacific Islander</u>	1	0	1
<u>White</u>	872	546	1,418
Two or more races	41	17	58
Race and ethnicity unknown	5	3	8
Total women	1,060	645	1,705
Grand Total (men+women)	1,340	865	2,205

Institution: University of Missouri-Columbia (178396)

User ID: 29C0011

Part A - Fall Enrollment - Summary: CIP CODE:14.0000

Fall Enrollment Totals

CIP CODE: 14.0000 -- Engineering

Men

Students enrolled for credit	Total full-time students	Total part-time students	Grand total, all students
<u>U.S. Nonresident</u>	69	68	137
<u>Hispanic/Latino</u>	61	5	66
<u>American Indian or Alaska Native</u>	0	0	0
<u>Asian</u>	46	7	53
<u>Black or African American</u>	70	6	76
<u>Native Hawaiian or Other Pacific Islander</u>	2	1	3
<u>White</u>	1,229	65	1,294
Two or more races	57	4	61
Race and ethnicity unknown	15	1	16
Total men	1,549	157	1,706

Women

Students enrolled for credit	Total full-time students	Total part-time students	Grand total, all students
<u>U.S. Nonresident</u>	32	24	56
<u>Hispanic/Latino</u>	26	3	29
<u>American Indian or Alaska Native</u>	1	0	1
<u>Asian</u>	26	3	29
<u>Black or African American</u>	35	1	36
<u>Native Hawaiian or Other Pacific Islander</u>	0	0	0
<u>White</u>	327	27	354
Two or more races	22	2	24
Race and ethnicity unknown	5	1	6
Total women	474	61	535
Grand Total (men+women)	2,023	218	2,241

Institution: University of Missouri-Columbia (178396)

User ID: 29C0011

Part A - Fall Enrollment - Summary: CIP CODE:26.0000

Fall Enrollment Totals

CIP CODE: 26.0000 -- Biological and Biomedical Sciences

Men

Students enrolled for credit	Total full-time students	Total part-time students	Grand total, all students
<u>U.S. Nonresident</u>	19	1	20
<u>Hispanic/Latino</u>	38	2	40
<u>American Indian or Alaska Native</u>	1	0	1
<u>Asian</u>	39	0	39
<u>Black or African American</u>	22	2	24
<u>Native Hawaiian or Other Pacific Islander</u>	0	0	0
<u>White</u>	429	26	455
Two or more races	28	2	30
Race and ethnicity unknown	3	2	5
Total men	579	35	614

Women

Students enrolled for credit	Total full-time students	Total part-time students	Grand total, all students
<u>U.S. Nonresident</u>	37	10	47
<u>Hispanic/Latino</u>	51	4	55
<u>American Indian or Alaska Native</u>	3	0	3
<u>Asian</u>	38	1	39
<u>Black or African American</u>	68	4	72
<u>Native Hawaiian or Other Pacific Islander</u>	1	0	1
<u>White</u>	674	49	723
Two or more races	51	4	55
Race and ethnicity unknown	10	1	11
Total women	933	73	1,006
Grand Total (men+women)	1,512	108	1,620

Institution: University of Missouri-Columbia (178396)

User ID: 29C0011

Part A - Fall Enrollment - Summary: CIP CODE:27.0000

Fall Enrollment Totals

CIP CODE: 27.0000 -- Mathematics and Statistics

Men

Students enrolled for credit	Total full-time students	Total part-time students	Grand total, all students
<u>U.S. Nonresident</u>	21	7	28
<u>Hispanic/Latino</u>	10	1	11
<u>American Indian or Alaska Native</u>	0	0	0
<u>Asian</u>	5	1	6
<u>Black or African American</u>	4	0	4
<u>Native Hawaiian or Other Pacific Islander</u>	0	0	0
<u>White</u>	147	12	159
Two or more races	6	0	6
Race and ethnicity unknown	7	0	7
Total men	200	21	221

Women

Students enrolled for credit	Total full-time students	Total part-time students	Grand total, all students
<u>U.S. Nonresident</u>	16	3	19
<u>Hispanic/Latino</u>	0	0	0
<u>American Indian or Alaska Native</u>	0	0	0
<u>Asian</u>	2	0	2
<u>Black or African American</u>	2	0	2
<u>Native Hawaiian or Other Pacific Islander</u>	0	0	0
<u>White</u>	36	1	37
Two or more races	4	0	4
Race and ethnicity unknown	1	0	1
Total women	61	4	65
Grand Total (men+women)	261	25	286

Institution: University of Missouri-Columbia (178396)

User ID: 29C0011

Part A - Fall Enrollment - Summary: CIP CODE:40.0000

Fall Enrollment Totals

CIP CODE: 40.0000 -- Physical Sciences

Men

Students enrolled for credit	Total full-time students	Total part-time students	Grand total, all students
<u>U.S. Nonresident</u>	49	7	56
<u>Hispanic/Latino</u>	11	1	12
<u>American Indian or Alaska Native</u>	0	0	0
<u>Asian</u>	5	0	5
<u>Black or African American</u>	12	2	14
<u>Native Hawaiian or Other Pacific Islander</u>	0	0	0
<u>White</u>	230	23	253
Two or more races	9	1	10
Race and ethnicity unknown	3	1	4
Total men	319	35	354

Women

Students enrolled for credit	Total full-time students	Total part-time students	Grand total, all students
<u>U.S. Nonresident</u>	25	5	30
<u>Hispanic/Latino</u>	8	0	8
<u>American Indian or Alaska Native</u>	0	0	0
<u>Asian</u>	8	0	8
<u>Black or African American</u>	9	0	9
<u>Native Hawaiian or Other Pacific Islander</u>	0	0	0
<u>White</u>	208	8	216
Two or more races	13	0	13
Race and ethnicity unknown	6	0	6
Total women	277	13	290
Grand Total (men+women)	596	48	644

Institution: University of Missouri-Columbia (178396)

User ID: 29C0011

Part A - Fall Enrollment - Summary: CIP CODE:52.0000

Fall Enrollment Totals

CIP CODE: 52.0000 -- Business, Management, Marketing and Related Support Services

Men

Students enrolled for credit	Total full-time students	Total part-time students	Grand total, all students
<u>U.S. Nonresident</u>	31	4	35
<u>Hispanic/Latino</u>	167	9	176
<u>American Indian or Alaska Native</u>	2	0	2
<u>Asian</u>	61	4	65
<u>Black or African American</u>	81	8	89
<u>Native Hawaiian or Other Pacific Islander</u>	6	1	7
<u>White</u>	2,572	201	2,773
Two or more races	89	5	94
Race and ethnicity unknown	30	1	31
Total men	3,039	233	3,272

Women

Students enrolled for credit	Total full-time students	Total part-time students	Grand total, all students
<u>U.S. Nonresident</u>	18	7	25
<u>Hispanic/Latino</u>	101	10	111
<u>American Indian or Alaska Native</u>	3	1	4
<u>Asian</u>	58	3	61
<u>Black or African American</u>	84	6	90
<u>Native Hawaiian or Other Pacific Islander</u>	4	0	4
<u>White</u>	1,501	125	1,626
Two or more races	80	6	86
Race and ethnicity unknown	9	0	9
Total women	1,858	158	2,016
Grand Total (men+women)	4,897	391	5,288

Institution: University of Missouri-Columbia (178396)

User ID: 29C0011

Part A - Fall Enrollment- Gender Unknown or another gender than Men/Women categories

Part A - Fall Enrollment - Gender Unknown or another gender than Provided Categories

- The 'gender unknown' category is to report students for whom the institution does not know a gender.
- Institutions should not ask students that do not select a binary gender to allocate themselves to a binary gender category; it is up to the institution to allocate unknown students and students that indicate another gender into the binary categories throughout the forms where required. One commonly used method to allocate students is to use the known portion of men to women.

Is your institution able to report another gender for the 2022-23 data collection? If you indicate 'No', your institution should leave the cells in the rows for 'Another gender' blank (i.e., do not report 0). If you indicate 'Yes', but no students identified as another gender, please enter '0'.

Undergraduate students:

- Yes
- No

Graduate students:

- Yes
- No

Of the total students reported, how many students did you allocate to a binary gender category (Men/Women) because their gender was unknown or another gender than the provided categories?

	Number of students	
	Undergraduate students	Graduate students
Grand total	23,745	7,559
Gender unknown (i.e., gender information is not known or not collected).	<input type="text" value="0"/>	<input type="text" value="2"/>
Another gender (i.e., gender information is known but does not fall into either of the mutually exclusive binary categories provided [Men/Women]).	<input type="text"/>	<input type="text"/>
Total of Gender unknown + Another gender	0	2
Total of Students for whom gender is known and falls into one of the mutually exclusive binary categories provided [Men/Women]	23,745	7,557


Institution: University of Missouri-Columbia (178396)

User ID: 29C0011

Part A - Fall Enrollment by Distance Education Status

Enrollment as of the institution's official fall reporting date or as of **October 15, 2022**

	Undergraduate Students		Graduate Students
	Degree/certificate-seeking	Non-degree/non-certificate-seeking	
i Enrolled <i>exclusively</i> in <u>distance education courses</u>	1,127	205	2,756
Enrolled in <i>at least one</i> but not all distance education courses	11,822	38	1,071
<i>Not enrolled</i> in any distance education courses	10,257	296	3,732
Total (from prior part A screens)	23,206	539	7,559

 You may use the box below to provide additional context for the data you have reported above. Context notes will be posted on the College Navigator website. Therefore, you should write all context notes using proper grammar (e.g., complete sentences with punctuation) and common language that can be easily understood by students and parents (e.g., spell out acronyms).

Institution: University of Missouri-Columbia (178396)

User ID: 29C0011

Part A - Fall Enrollment by Distance Education Status

Of those students *exclusively* enrolled in distance education courses, report the number that are:

		Undergraduate Students		Graduate Students
		Degree/certificate-seeking	Non-degree/non-certificate-seeking	
Located in	MO	889	172	1,530
Located in the U.S. but not in	MO	228	33	1,139
Located in the U.S. but state/jurisdiction unknown		0	0	0
Located outside the U.S.		10	0	81
Location unknown/unreported		0	0	6
Total students exclusively enrolled in distance education (from section above)		1,127	205	2,756

Institution: University of Missouri-Columbia (178396)

User ID: 29C0011

Part B - Fall Enrollment by Age and Gender for Full-time Undergraduate Students

Enrollment as of the institution's official fall reporting date or as of October 15, 2022

NOTE: These data are optional this year.

Age	Full-time Undergraduate Students	
	Men	Women
Under 18	17	51
18-19	3,689	5,102
20-21	4,605	5,626
22-24	1,438	1,056
25-29	154	114
30-34	51	25
35-39	13	19
40-49	12	18
50-64	2	7
65 and over		
Age unknown/unreported	0	0
Total full-time undergraduate students (from part A)	9,981	12,018

Institution: University of Missouri-Columbia (178396)

User ID: 29C0011

Part B - Fall Enrollment by Age and Gender for Part-time Undergraduate Students

Enrollment as of the institution's official fall reporting date or as of October 15, 2022

NOTE: These data are optional this year.

Age	Part-time Undergraduate Students	
	Men	Women
Under 18	14	8
18-19	204	177
20-21	185	187
22-24	263	249
25-29	94	84
30-34	56	65
35-39	17	43
40-49	17	40
50-64	11	25
65 and over	2	5
Age unknown/unreported	0	0
Total part-time undergraduate students (from part A)	863	883

Institution: University of Missouri-Columbia (178396)

User ID: 29C0011

Part B - Fall Enrollment by Age and Gender for Full-time Graduate Students

Enrollment as of the institution's official fall reporting date or as of October 15, 2022

NOTE: These data are optional this year.

Age	Full-time Graduate Students	
	Men	Women
Under 18	<input type="text"/>	<input type="text"/>
18-19	<input type="text" value="1"/>	<input type="text" value="1"/>
20-21	<input type="text" value="30"/>	<input type="text" value="116"/>
22-24	<input type="text" value="645"/>	<input type="text" value="1,048"/>
25-29	<input type="text" value="576"/>	<input type="text" value="758"/>
30-34	<input type="text" value="272"/>	<input type="text" value="241"/>
35-39	<input type="text" value="130"/>	<input type="text" value="157"/>
40-49	<input type="text" value="87"/>	<input type="text" value="133"/>
50-64	<input type="text" value="18"/>	<input type="text" value="39"/>
65 and over	<input type="text" value="5"/>	<input type="text" value="3"/>
Age unknown/unreported	0	0
Total full-time graduate students (from part A)	1,764	2,496

Institution: University of Missouri-Columbia (178396)

User ID: 29C0011

Part B - Fall Enrollment by Age and Gender for Part-time Graduate Students

Enrollment as of the institution's official fall reporting date or as of October 15, 2022

NOTE: These data are optional this year.


Age	Part-time Graduate Students	
	Men	Women
Under 18	<input type="text"/>	<input type="text"/>
18-19	<input type="text"/>	<input type="text"/>
20-21	<input type="text" value="3"/>	<input type="text" value="3"/>
22-24	<input type="text" value="103"/>	<input type="text" value="253"/>
25-29	<input type="text" value="359"/>	<input type="text" value="611"/>
30-34	<input type="text" value="266"/>	<input type="text" value="426"/>
35-39	<input type="text" value="157"/>	<input type="text" value="310"/>
40-49	<input type="text" value="169"/>	<input type="text" value="397"/>
50-64	<input type="text" value="75"/>	<input type="text" value="151"/>
65 and over	<input type="text" value="6"/>	<input type="text" value="10"/>
Age unknown/unreported	0	0
Total part-time graduate students (from part A)	1,138	2,161

Institution: University of Missouri-Columbia (178396)

User ID: 29C0011

Part C - Screening Question**Did any of your first-time degree/certificate-seeking undergraduate students (reported in Part A) enroll within 12 months of graduating high school or receiving their GED?**

- No, we do not have any first-time students who enrolled within 12 months of their high school graduation.
- Yes, we have first-time students who enrolled within 12 months of their high school graduation.

 You may use the box below to provide additional context for the data you have reported above. Context notes will be posted on the College Navigator website. Therefore, you should write all context notes using proper grammar (e.g., complete sentences with punctuation) and common language that can be easily understood by students and parents (e.g., spell out acronyms).

Institution: University of Missouri-Columbia (178396)

User ID: 29C0011

Part C - Residence of First-time Undergraduates

Enrollment as of the institution's **official fall reporting date** or as of **October 15, 2022**Enter **at least one** zero, where applicable, to verify that the screen has not been skipped.

State of <u>residence</u> when student was first admitted	FIPS Code	i Total <u>first-time</u> degree/certificate-seeking undergraduates (1)	Of students in column 1, those who enrolled within 12 months of high school graduation or receiving their GED (2)
Alabama	01	4	4
Alaska	02	1	1
Arizona	04	9	9
Arkansas	05	18	17
California	06	28	28
Colorado	08	54	53
Connecticut	09	3	3
Delaware	10	1	1
District of Columbia	11		
Florida	12	9	9
Georgia	13	16	14
Hawaii	15	2	2
Idaho	16		
Illinois	17	846	835
Indiana	18	10	10
Iowa	19	37	37
Kansas	20	105	103
Kentucky	21	5	5
Louisiana	22	3	2
Maine	23	1	1

Institution: University of Missouri-Columbia (178396)

User ID: 29C0011

Part C - Residence of First-time Undergraduates

Enrollment as of the institution's official fall reporting date or as of October 15, 2022

Enter at least one zero, where applicable, to verify that the screen has not been skipped.

State of residence when student was first admitted	FIPS Code	Total first-time degree/certificate-seeking undergraduates (1)	Of students in column 1, those who enrolled within 12 months of high school graduation or receiving their GED (2)
Maryland	24	7	7
Massachusetts	25	4	4
Michigan	26	8	7
Minnesota	27	75	75
Mississippi	28	4	4
Missouri	29	3,465	3,402
Montana	30		
Nebraska	31	19	19
Nevada	32	3	3
New Hampshire	33	1	1
New Jersey	34	3	3
New Mexico	35	1	1
New York	36	5	5
North Carolina	37	3	3
North Dakota	38	1	0
Ohio	39	16	15
Oklahoma	40	16	16
Oregon	41		
Pennsylvania	42	5	5
Rhode Island	44		

Institution: University of Missouri-Columbia (178396)


User ID: 29C0011

Part C - Residence of First-time Undergraduates

Enrollment as of the institution's official fall reporting date or as of October 15, 2022

Enter at least one zero, where applicable, to verify that the screen has not been skipped.

State of residence when student was first admitted	FIPS Code	Total first-time degree/certificate-seeking undergraduates (1)	Of students in column 1, those who enrolled within 12 months of high school graduation or receiving their GED (2)
South Carolina	45	<input type="text" value="5"/>	<input type="text" value="4"/>
South Dakota	46	<input type="text" value="1"/>	<input type="text" value="1"/>
Tennessee	47	<input type="text" value="24"/>	<input type="text" value="23"/>
Texas	48	<input type="text" value="83"/>	<input type="text" value="79"/>
Utah	49	<input type="text" value="1"/>	<input type="text" value="1"/>
Vermont	50	<input type="text" value="1"/>	<input type="text" value="1"/>
Virginia	51	<input type="text" value="11"/>	<input type="text" value="11"/>
Washington	53	<input type="text" value="5"/>	<input type="text" value="4"/>
West Virginia	54	<input type="text"/>	<input type="text"/>
Wisconsin	55	<input type="text" value="21"/>	<input type="text" value="20"/>
Wyoming	56	<input type="text"/>	<input type="text"/>
State Unknown	57	<input type="text"/>	<input type="text"/>
American Samoa	60	<input type="text"/>	<input type="text"/>
Federated States of Micronesia	64	<input type="text"/>	<input type="text"/>
Guam	66	<input type="text"/>	<input type="text"/>
Marshall Islands	68	<input type="text"/>	<input type="text"/>
Northern Marianas	69	<input type="text"/>	<input type="text"/>
Palau	70	<input type="text"/>	<input type="text"/>
Puerto Rico	72	<input type="text"/>	<input type="text"/>
Virgin Islands	78	<input type="text"/>	<input type="text"/>
Foreign Countries	90	<input type="text" value="39"/>	<input type="text" value="22"/>
Residence unknown/unreported	98	<input type="text" value="4"/>	<input type="text"/>
Total first-time degree/certificate-seeking undergraduates (from Part A)		4,983	4,870

 You may use the box below to provide additional context for the data you have reported above. Context notes will be posted on the College Navigator website. Therefore, you should write all context notes using proper grammar (e.g., complete sentences with punctuation) and common language that can be easily understood by students and parents (e.g., spell out acronyms).

Institution: University of Missouri-Columbia (178396)

User ID: 29C0011

Part D - Total Undergraduate Entering Class

Total Undergraduate Entering Class, Fall 2022

D1	Total full-time, first-time degree/certificate-seeking <u>undergraduates</u> from Part A (GR cohort)	4,928
D2	Total <u>first-time</u> degree/certificate-seeking undergraduates (full-time + part-time) from Part A	4,983
D3	Total <u>transfer-in (non-first-time entering)</u> degree/certificate-seeking undergraduates (full-time + part-time) from Part A	1,261
D4	Total <u>non-degree/non-certificate-seeking</u> undergraduates (full-time + part-time) from Part A	539
D5	Of the total non-degree/non-certificate-seeking undergraduates displayed on line D4, the number that are new to the institution in Fall 2022	<input type="text" value="20"/>
D6	Total <u>entering students</u> at the undergraduate level Note: This is calculated as first-time students (line D2) + students transferring to the institution (line D3) + non-degree/non-certificate-seeking undergraduates entering in Fall 2022 (line D5).	6,264
D7	Percentage of undergraduate entering class represented by your GR cohort (line D1/line D6)	79

Institution: University of Missouri-Columbia (178396)

User ID: 29C0011

Part E - First-time Bachelor's Cohort Retention Rates (Full-time)

Retention Rates - Full-time, First-time Bachelor's Cohort from Fall 2021


Academic reporters determine the cohort and retention as of the institution's official fall reporting date or as of October 15. Program reporters determine the cohort with enrollment any time between August 1 and October 31, 2021 and retention based on August 1, 2022.

The retention rate is calculated by the system after clicking "Save" on the screen. Exclusions are subtracted from and inclusions are added to the original cohort and the resulting adjusted cohort is used for calculating the retention rate.

Retention Data Reporting Reminders:

- Include only **full-time, first-time bachelor's** students in this cohort.
- Determine the full-time cohort using Fall 2021 status (e.g., if a student was full-time in Fall 2021, report them in the full-time cohort regardless of their Fall 2022 status).
- If there are no students to report in the cohort, enter zero. Do not leave the field blank.
- Report in the exclusions box (line E2a) the number of students from the cohort who left the institution for any of the following reasons: died or were totally and permanently disabled; to serve in the armed forces (including those called to active duty); to serve with a foreign aid service of the Federal Government (e.g., Peace Corps); or to serve on official church missions.
- Report in the inclusion box (line E2b) first-time bachelor's-seeking study abroad students who were excluded from the first-time cohort (line E1) but who have re-enrolled at the institution their second year.

FULL-TIME, FIRST-TIME BACHELOR'S COHORT RETENTION:		Prior year data (Fall 2020 cohort)	
E1	Full-time, first-time Fall 2021 bachelor's cohort	4,781	5,255
E2a	<u>Exclusions</u> from the Fall 2021 cohort	3	2
E2b	Inclusion to the Fall 2021 cohort	0	0
E3	Adjusted Fall 2021 cohort (line E1- E2a + E2b)	4,778	5,253
E4	Students from Fall 2021 cohort still enrolled as of Fall 2022	4,233	4,644
E5	Full-time, first-time Fall 2021 bachelor's cohort retention rate (line E4 / line E3)	89 %	88 %

 The notes below provide context for the data you've reported above and **may** be posted on the College Navigator website. Choose one option that best explains your data or choose "Not Applicable" if you do not wish to provide context notes. If none of the options provided explain your institution's data, then choose "Other" and write your own context notes. Therefore, you should write all context notes using proper grammar (e.g., complete sentences with punctuation) and common language that can be easily understood by students and parents (e.g., spell out acronyms).

Not Applicable ▼

Institution: University of Missouri-Columbia (178396)

User ID: 29C0011

Part E - First-time Bachelor's Cohort Retention Rates (Part-time)

Retention Rates - Part-time, First-time Bachelor's Cohort from Fall 2021


Academic reporters determine the cohort and retention as of the institution's official fall reporting date or as of October 15. Program reporters determine the cohort with enrollment any time between August 1 and October 31, 2021 and retention based on August 1, 2022.

The retention rate is calculated by the system after clicking "Save" on the screen. Exclusions are subtracted from the original cohort and the resulting adjusted cohort is used for calculating the retention rate.

Retention Data Reporting Reminders:

- Include only **part-time, first-time bachelor's** students in this cohort.
- Determine part-time using Fall 2021 attendance status (e.g., if a student was part-time in Fall 2021, report them in the part-time cohort regardless of their Fall 2022 status).
- If there are no students to report in the cohort, enter zero. Do not leave the field blank.
- Report in the exclusions box (line E7a) the number of students from the cohort who left the institution for any of the following reasons: died or were totally and permanently disabled; to serve in the armed forces (including those called to active duty); to serve with a foreign aid service of the Federal Government (e.g., Peace Corps); or to serve on official church missions.
- Report in the inclusion box (line E7b) first-time bachelor's-seeking study abroad students who were excluded from the first-time cohort (line E6) but who have re-enrolled at the institution their second year.

PART-TIME, FIRST-TIME BACHELOR'S COHORT RETENTION:		Prior year data (Fall 2020 cohort)	
E6	Part-time, first-time Fall 2021 bachelor's cohort	62	60
E7a	<u>Exclusions</u> from the Fall 2021 cohort	0	0
E7b	Inclusions to the Fall 2021 cohort	0	0
E8	Adjusted Fall 2021 cohort (line E6 - E7a + E7b)	62	60
E9	Students from Fall 2021 cohort still enrolled as of Fall 2022	41	38
E10	Part-time, first-time Fall 2021 bachelor's cohort retention rate (line E9 / line E8)	66 %	63 %

 The notes below provide context for the data you've reported above and **may** be posted on the College Navigator website. Choose one option that best explains your data or choose "Not Applicable" if you do not wish to provide context notes. If none of the options provided explain your institution's data, then choose "Other" and write your own context notes. Therefore, you should write all context notes using proper grammar (e.g., complete sentences with punctuation) and common language that can be easily understood by students and parents (e.g., spell out acronyms).

Not Applicable ▼

Institution: University of Missouri-Columbia (178396)

User ID: 29C0011

Part F - Student-to-Faculty Ratio

Student-to-Faculty Ratio

Please provide your institution's student-to-faculty ratio (i.e., student-to-instructional staff) for undergraduate programs for Fall 2022. The student-to-faculty ratio and any accompanying context that is provided will be displayed on College Navigator.

Note: Logic in this item is similar to item I-2 from the Common Data Set data collection.

Click [here](#) to use a worksheet to help you determine the student-to-faculty ratio


Student-to-faculty ratio

to 1

Student-to-faculty ratio prior year

18

to 1

 You may use the box below to provide additional context for the data you have reported above. Context notes will be posted on the College Navigator website. Therefore, you should write all context notes using proper grammar (e.g., complete sentences with punctuation) and common language that can be easily understood by students and parents (e.g., spell out acronyms).

Institution: University of Missouri-Columbia (178396)

User ID: 29C0011

Prepared by

Reporting Reminders:

- The name of the preparer is being collected so that we can follow up with the appropriate person in the event that there are questions concerning the data.
- The Keyholder will be copied on all email correspondence to other preparers.
- The time it took to prepare this component is being collected so that we can continue to improve our estimate of the reporting burden associated with IPEDS.
- Please include in your estimate the time it took for you to review instructions, query and search data sources, complete and review the component, and submit the data through the Data Collection System.
- Thank you for your assistance.

This survey component was prepared by:

<input checked="" type="radio"/>	Keyholder	<input type="radio"/>	SFA Contact	<input type="radio"/>	HR Contact
<input type="radio"/>	Finance Contact	<input type="radio"/>	Academic Library Contact	<input type="radio"/>	Other
Name:		<input type="text" value="Randy Sade"/>			
Email:		<input type="text" value="SadeR@umsystem.edu"/>			

How many staff from your institution only were involved in the data collection and reporting process of this survey component?

Number of Staff (including yourself)

How many hours did you and others from your institution only spend on each of the steps below when responding to this survey component?
Exclude the hours spent collecting data for state and other reporting purposes.

Staff member	Collecting Data Needed	Revising Data to Match IPEDS Requirements	Entering Data	Revising and Locking Data
Your office	<input type="text" value="21.00"/> hours	<input type="text" value="1.50"/> hours	<input type="text" value="2.00"/> hours	<input type="text" value="1.00"/> hours
Other offices	<input type="text" value="63.00"/> hours	<input type="text" value="5.00"/> hours	<input type="text" value="4.00"/> hours	<input type="text" value=""/> hours

Summary

Fall Enrollment Survey Summary

IPEDS collects important information regarding your institution. All data reported in IPEDS survey components become available in the IPEDS Data Center and appear as aggregated data in various Department of Education reports. Additionally, some of the reported data appears specifically for your institution through the College Navigator website and is included in your institution's Data Feedback Report (DFR). The purpose of this summary is to provide you an opportunity to view some of the data that, when accepted through the IPEDS quality control process, will appear on the College Navigator website and/or your DFR. College Navigator is updated approximately three months after the data collection period closes and Data Feedback Reports will be available through the [Data Center](#) and sent to your institution's CEO in November 2023.

Please review your data for accuracy. If you have questions about the data displayed below after reviewing the data reported on the survey screens, please contact the IPEDS Help Desk at: 1-877-225-2568 or ipedshelp@rti.org.

Four-Year Institutions with Graduate Students

Student Enrollment	
Total enrollment	31,304
Undergraduate enrollment	23,745
Undergraduate transfer-in enrollment	1,261
Graduate enrollment	7,559
Student-to-faculty ratio	18 to 1

Student Characteristics (All Students)	
Percent of all students who are female	56%
Percent of all students by race/ethnicity:	
American Indian or Alaska Native	0%
Asian	3%
Black or African American	5%
Hispanic/Latino	5%
Native Hawaiian or Pacific Islander	0%
White	76%
Two or More Races	4%
Race and ethnicity unknown	1%
U.S. Nonresident	4%

Undergraduate Student Characteristics	
Percent of undergraduates who are female	54%
Percent of undergraduates who are full-time	93%
Percent of undergraduates by race/ethnicity:	
American Indian or Alaska Native	0%
Asian	3%
Black or African American	5%
Hispanic/Latino	6%
Native Hawaiian or Pacific Islander	0%
White	79%
Two or More Races	5%
Race and ethnicity unknown	1%
U.S. Nonresident	1%

Undergraduate Retention and Graduation Rate Cohort	
First-time, full-time bachelor's seeking student retention rate	89%
First-time, part-time bachelor's seeking student retention rate	66%
Graduation rate cohort as percent of total entering students	79%

Graduate Student Characteristics	
Percent of graduate students who are female	62%
Percent of graduate students who are full-time	56%

Institution: University of Missouri-Columbia (178396)

User ID: 29C0011

Edit Report

Fall Enrollment

There are no errors for the selected survey and institution.