

IPEDS 2023-24 Data Collection System

IPEDS HELP DESK (877) 225-2568 | ipedshelp@rti.org
OMB NO. 1850-0582 v.32 : Approval Expires 8/31/2025
User ID: 29C0011

Fall Enrollment 2023-24

Institution: University of Missouri-Kansas City (178402)

User ID: 29C0011

Overview

Fall Enrollment Overview

The Fall Enrollment component collects student enrollment counts by level of student, enrollment status, gender and race/ethnicity. In addition, first-time students' fall-to-fall retention rates and the student-to-faculty ratio are collected. Enrollment by age is required in odd-numbered years, and enrollment by residence of first-time undergraduates is required in even-numbered years.

Institutions operating on a traditional academic year calendar (semester, trimester, quarter, or 4-1-4) report Fall enrollment as of the institution's official fall reporting date or October 15. Institutions operating on a calendar that differs by program or that enrolls students on a continuous basis (referred to as program reporters) report Fall enrollment as students enrolled any time during the period August 1 and October 31.

Data reporting reminders:

- Report data to accurately reflect the time period corresponding with the IPEDS survey component, even if such reporting is seemingly inconsistent with prior year reporting.
- Part B, Enrollment of students by age, is required this year.
- Part C, Residence of first-time degree/certificate-seeking undergraduates, is optional this year.
- For reporting students studying in consortium agreements, please refer to the Resource page at <https://nces.ed.gov/ipeds/report-your-data/data-tip-sheet-reporting-data-consortium-institutions>.

Changes in reporting:

The following changes were implemented for the 2023-24 data collection period:

- Rephrased "remedial education" terminology in survey materials to "developmental education," including Glossary terms
- Rephrased "dual enrolled students" terminology in survey materials to "high school students enrolled in college courses for credit"
- Revised survey materials related to Gender Unknown or Another Gender enrollment reporting in Part A, including non-reporting for small cell size
- Revised Part E Instructions to clarify that bachelor's degree completers by their second fall term among the first-time bachelor's degree-seeking student cohort should be considered retained
- Added FAQ regarding including incarcerated students in for-credit enrollment reporting
- Added FAQ regarding determining students' full- and part-time status
- Revised FAQ regarding enrollment reporting for degree-seeking students who were previously enrolled as non-degree-seeking
- Revised FAQ with an additional note about verification of F-1 visa status for undocumented and DACA students
- Removed reference to Common Data Set methodology in Instructions regarding student-to-faculty ratio
- Revised FAQ regarding experimental site participants

Resources:

- To download the survey materials for this component: [Survey Materials](#)
- To access your prior year data submission for this component: [Reported Data](#)

If you have questions about completing this survey, please contact the **IPEDS Help Desk at 1-877-225-2568**.

Institution: University of Missouri-Kansas City (178402)

User ID: 29C0011

Part Selection

Completion of Part C (Residence of First-Time Degree/Certificate-Seeking Undergraduates) is optional this year.

Do you wish to complete Part C this year?

If you select 'Yes', you will be expected to complete the Part C screens.

If you select 'No', you will skip Part C.

- No, I will not complete Part C
- Yes, I will complete Part C

Institution: University of Missouri-Kansas City (178402)

User ID: 29C0011

Part A - Fall Enrollment for Full-Time Undergraduate Students

Enrollment as of the institution's official fall reporting date or as of October 15, 2023

Full-time Undergraduate Students

Reporting Reminders:

- Report Hispanic/Latino individuals of any race as Hispanic/Latino
- Report race for non-Hispanic/Latino individuals only
- Even though Teacher Preparation certificate programs may require a bachelor's degree for admission, they are considered subbaccalaureate undergraduate programs, and students in these programs are undergraduate students.

Men

Enrolled for credit	Degree/certificate-seeking			Total degree/certificate-seeking	Non-degree/ non-certificate-seeking	Total, Full-time undergraduate students
	First-time	Non-first-time				
		Transfer-in	Continuing/ Returning			
U.S. Nonresident	36	19	122	177	18	195
Hispanic/Latino	77	50	215	342	4	346
American Indian or Alaska Native	0	1	4	5	0	5
Asian	70	26	174	270	2	272
Black or African American	47	26	154	227	4	231
Native Hawaiian or Other Pacific Islander	1	0	1	2	0	2
White	187	166	711	1,064	18	1,082
Two or more races	20	19	86	125	0	125
Race and ethnicity unknown	5	6	17	28	5	33
Total men	443	313	1,484	2,240	51	2,291
Total men prior year	395	301	1,447	2,143	27	2,170

Women

Enrolled for credit	Degree/certificate-seeking			Total degree/certificate-seeking	Non-degree/ non-certificate-seeking	Total, Full-time undergraduate students
	First-time	Non-first-time				
		Transfer-in	Continuing/ Returning			
U.S. Nonresident	8	17	68	93	12	105
Hispanic/Latino	167	82	350	599	2	601
American Indian or Alaska Native	2	5	9	16	0	16
Asian	103	27	254	384	0	384
Black or African American	134	62	337	533	2	535
Native Hawaiian or Other Pacific Islander	1	1	4	6	0	6
White	335	249	1,048	1,632	5	1,637
Two or more races	40	26	118	184	1	185
Race and ethnicity unknown	9	3	25	37	3	40
Total women	799	472	2,213	3,484	25	3,509
Total women prior year	744	391	2,269	3,404	18	3,422
Grand total (men+women)	1,242	785	3,697	5,724	76	5,800
Grand total (men+women) prior year	1,139	692	3,716	5,547	45	5,592

Institution: University of Missouri-Kansas City (178402)

User ID: 29C0011

Part A - Fall Enrollment for Part-time Undergraduate Students

Enrollment as of the institution's official fall reporting date or as of October 15, 2023

Part-time Undergraduate Students

Reporting Reminders:

- Report Hispanic/Latino individuals of any race as Hispanic/Latino
- Report race for non-Hispanic/Latino individuals only
- Even though Teacher Preparation certificate programs may require a bachelor's degree for admission, they are considered subbaccalaureate undergraduate programs, and students in these programs are undergraduate students.

Men

Enrolled for credit	Degree/certificate-seeking			Total degree/certificate-seeking	Non-degree/ non-certificate-seeking	Total, part-time undergraduate students
	First-time	Non-first-time				
		Transfer-in	Continuing/ Returning			
U.S. Nonresident	1	0	7	8	26	34
Hispanic/Latino	4	8	37	49	156	205
American Indian or Alaska Native	0	1	0	1	3	4
Asian	5	1	25	31	66	97
Black or African American	4	8	45	57	122	179
Native Hawaiian or Other Pacific Islander	0	0	0	0	4	4
White	5	38	172	215	929	1,144
Two or more races	1	2	13	16	87	103
Race and ethnicity unknown	0	0	9	9	67	76
Total men	20	58	308	386	1,460	1,846
Total men prior year	11	70	366	447	1,529	1,976

Women

Enrolled for credit	Degree/certificate-seeking			Total degree/certificate-seeking	Non-degree/ non-certificate-seeking	Total, part-time undergraduate students
	First-time	Non-first-time				
		Transfer-in	Continuing/ Returning			
U.S. Nonresident	0	0	6	6	12	18
Hispanic/Latino	8	19	54	81	239	320
American Indian or Alaska Native	0	0	3	3	4	7
Asian	4	2	25	31	65	96
Black or African American	5	20	64	89	225	314
Native Hawaiian or Other Pacific Islander	0	0	0	0	2	2
White	7	40	218	265	1,230	1,495
Two or more races	2	5	20	27	133	160
Race and ethnicity unknown	1	1	4	6	85	91
Total women	27	87	394	508	1,995	2,503
Total women prior year	15	84	386	485	2,126	2,611
Grand total (men+women)	47	145	702	894	3,455	4,349
Grand total (men+women) prior year	26	154	752	932	3,655	4,587

Institution: University of Missouri-Kansas City (178402)

User ID: 29C0011

Part A - Fall Enrollment for Undergraduate Students Total

Enrollment as of the institution's **official fall reporting date** or as of **October 15, 2023**

Undergraduate Students

Men

Students enrolled for credit	Total full-time undergraduate students	Total part-time undergraduate students	Grand total, all undergraduate students
U.S. Nonresident	195	34	229
Hispanic/Latino	346	205	551
American Indian or Alaska Native	5	4	9
Asian	272	97	369
Black or African American	231	179	410
Native Hawaiian or Other Pacific Islander	2	4	6
White	1,082	1,144	2,226
Two or more races	125	103	228
Race and ethnicity unknown	33	76	109
Total men	2,291	1,846	4,137

Women

Students enrolled for credit	Total full-time students	Total part-time students	Grand total, all students
U.S. Nonresident	105	18	123
Hispanic/Latino	601	320	921
American Indian or Alaska Native	16	7	23
Asian	384	96	480
Black or African American	535	314	849
Native Hawaiian or Other Pacific Islander	6	2	8
White	1,637	1,495	3,132
Two or more races	185	160	345
Race and ethnicity unknown	40	91	131
Total women	3,509	2,503	6,012
Grand Total (men+women)	5,800	4,349	10,149

Institution: University of Missouri-Kansas City (178402)

User ID: 29C0011

Part A - Fall Enrollment for Graduate Students

Enrollment as of the institution's **official fall reporting date** or as of **October 15, 2023**

Graduate Students

Race/Ethnicity Reporting Reminder:

- Report Hispanic/Latino individuals of any race as Hispanic/Latino
- Report race for non-Hispanic/Latino individuals only

Graduate Student Reporting Reminder:

- Report all postbaccalaureate degree and certificate students as graduate students, including any doctor's-professional practice students (formerly first-professional)
- Even though Teacher Preparation certificate programs may require a bachelor's degree for admission, they are considered subbaccalaureate undergraduate programs, and students in these programs are undergraduate students.

Men

Enrolled for <u>credit</u>	Total <u>full-time</u>	Total <u>part-time</u>	Total graduate students
U.S. <u>Nonresident</u>	566	194	760
<u>Hispanic/Latino</u>	73	47	120
<u>American Indian or Alaska Native</u>	7	2	9
<u>Asian</u>	149	33	182
<u>Black or African American</u>	51	63	114
<u>Native Hawaiian or Other Pacific Islander</u>	4	0	4
<u>White</u>	645	361	1,006
Two or more races	33	18	51
<u>Race and ethnicity unknown</u>	16	30	46
Total men	1,544	748	2,292
Total men prior year	1,718	800	2,518

Women

Enrolled for <u>credit</u>	Total <u>full-time</u>	Total <u>part-time</u>	Total graduate students
U.S. <u>Nonresident</u>	396	110	506
<u>Hispanic/Latino</u>	108	80	188
<u>American Indian or Alaska Native</u>	5	5	10
<u>Asian</u>	248	42	290
<u>Black or African American</u>	92	115	207
<u>Native Hawaiian or Other Pacific Islander</u>	1	1	2
<u>White</u>	849	626	1,475
Two or more races	71	40	111
<u>Race and ethnicity unknown</u>	24	23	47
Total women	1,794	1,042	2,836
Total women prior year	1,817	1,189	3,006

Grand total (men+women)	3,338	1,790	5,128
Grand total (men+women) prior year	3,535	1,989	5,524

Institution: University of Missouri-Kansas City (178402)

User ID: 29C0011

Part A - Fall Enrollment - Summary - Grand Totals

Fall Enrollment Component Summary

Men

Students enrolled for credit	Total full-time students	Total part-time students	Grand total, all students
U.S. Nonresident	761	228	989
Hispanic/Latino	419	252	671
American Indian or Alaska Native	12	6	18
Asian	421	130	551
Black or African American	282	242	524
Native Hawaiian or Other Pacific Islander	6	4	10
White	1,727	1,505	3,232
Two or more races	158	121	279
Race and ethnicity unknown	49	106	155
Total men	3,835	2,594	6,429

Women

Students enrolled for credit	Total full-time students	Total part-time students	Grand total, all students
U.S. Nonresident	501	128	629
Hispanic/Latino	709	400	1,109
American Indian or Alaska Native	21	12	33
Asian	632	138	770
Black or African American	627	429	1,056
Native Hawaiian or Other Pacific Islander	7	3	10
White	2,486	2,121	4,607
Two or more races	256	200	456
Race and ethnicity unknown	64	114	178
Total women	5,303	3,545	8,848
Grand Total (men+women)	9,138	6,139	15,277

Institution: University of Missouri-Kansas City (178402)

User ID: 29C0011

Part A - Fall Enrollment- Gender Unknown or Another Gender than Provided Categories

Part A - Fall Enrollment - Gender Unknown or another gender than Provided Categories

- The 'gender unknown' category is to report students for whom the institution does not know a gender.
- Institutions should not ask students that do not select a binary gender to allocate themselves to a binary gender category; it is up to the institution to allocate unknown students and students that indicate another gender into the binary categories throughout the forms where required. One commonly used method to allocate students is to use the known portion of men to women.

Is your institution able to report **another gender** for the 2023-24 data collection?

If you indicate 'No, my institution does not collect data on another gender,' leave the cells in the rows for '**Another gender**' blank (i.e., do not report 0). If you indicate 'No, some cells will have a value of less than 5 students,' your institution collects data on another gender, but some cells have a value of less than 5 students, do not report the data and leave the cells in the rows for 'Another gender' blank. If you indicate 'Yes', but no students identified as another gender, please enter '0'.

Undergraduate students:


- Yes
- No, some cells will have a value of less than 5 students (do not report)
- No, my institution does not collect data on another gender

Graduate students:

- Yes
- No, some cells will have a value of less than 5 students (do not report)
- No, my institution does not collect data on another gender

Of the total students reported, how many students did you allocate to a binary gender category (Men/Women) because their gender was unknown or another gender than the provided categories?

	Number of students			
	Undergraduate students		Graduate students	
	Current Year	Prior year	Current Year	Prior year
Grand total	10,149	10,179	5,128	5,524
Gender unknown (i.e., gender information is not known or not collected).	<input type="text" value="2"/>	4	<input type="text" value="0"/>	0
Another gender (i.e., gender information is known but does not fall into either of the mutually exclusive binary categories provided [Men/Women]).	<input type="text"/>		<input type="text"/>	
Total of Gender unknown + Another gender	2	4	0	0
Total of Students for whom gender is known and falls into one of the mutually exclusive binary categories provided [Men/Women]	10,147	10,175	5,128	5,524

 You may use the box below to provide additional context for the data you have reported above. Context notes will be posted on the College Navigator website. Therefore, you should write all context notes using proper grammar (e.g., complete sentences with punctuation) and common language that can be easily understood by students and parents (e.g., spell out acronyms).

Institution: University of Missouri-Kansas City (178402)

User ID: 29C0011

Part A - Fall Enrollment by Distance Education Status

Enrollment as of the institution's **official fall reporting date** or as of **October 15, 2023**

	Undergraduate Students		Graduate Students
	Degree/certificate-seeking	Non-degree/non-certificate-seeking	
i Enrolled <i>exclusively</i> in distance education courses	64	11	676
Enrolled in <i>at least one</i> but not all distance education courses	2,707	11	622
<i>Not enrolled</i> in any distance education courses	3,847	3,509	3,830
Total (Carried forward from part A)	6,618	3,531	5,128

i You may use the box below to provide additional context for the data you have reported above. Context notes will be posted on the College Navigator website. Therefore, you should write all context notes using proper grammar (e.g., complete sentences with punctuation) and common language that can be easily understood by students and parents (e.g., spell out acronyms).

Institution: University of Missouri-Kansas City (178402)

User ID: 29C0011

Part A - Fall Enrollment by Distance Education Status

Of those students *exclusively* enrolled in distance education courses, report the number that are:

		Undergraduate Students		Graduate Students
		Degree/certificate-seeking	Non-degree/non-certificate-seeking	
Located in	MO	40	8	388
Located in the U.S. but not in	MO	24	3	282
Located in the U.S. but state/jurisdiction unknown		0	0	0
Located outside the U.S.		0	0	6
Location unknown/unreported		0	0	0
Total students exclusively enrolled in distance education (Carried forward from section above)		64	11	676

Institution: University of Missouri-Kansas City (178402)

User ID: 29C0011

Part B - Fall Enrollment by Age and Gender for Full-time Undergraduate Students

Enrollment as of the institution's official fall reporting date or as of October 15, 2023

Age	Full-time Undergraduate Students	
	Men	Women
Under 18	32	42
18-19	696	1,325
20-21	757	1,265
22-24	504	580
25-29	201	160
30-34	62	72
35-39	22	32
40-49	13	28
50-64	4	4
65 and over	0	1
Age unknown/unreported	0	0
Total full-time undergraduate students (Carried forward from part A)	2,291	3,509

Institution: University of Missouri-Kansas City (178402)

User ID: 29C0011

Part B - Fall Enrollment by Age and Gender for Part-time Undergraduate Students

Enrollment as of the institution's official fall reporting date or as of October 15, 2023

Age	Part-time Undergraduate Students	
	Men	Women
Under 18	1,253	1,780
18-19	185	222
20-21	57	91
22-24	144	167
25-29	97	105
30-34	57	51
35-39	28	38
40-49	15	38
50-64	9	8
65 and over	1	3
Age unknown/unreported	0	0
Total part-time undergraduate students (Carried forward from part A)	1,846	2,503

Institution: University of Missouri-Kansas City (178402)

User ID: 29C0011

Part B - Fall Enrollment by Age and Gender for Full-time Graduate Students

Enrollment as of the institution's official fall reporting date or as of October 15, 2023

Age	Full-time Graduate Students	
	Men	Women
Under 18	<input type="text"/>	<input type="text"/>
18-19	<input type="text" value="4"/>	<input type="text" value="3"/>
20-21	<input type="text" value="95"/>	<input type="text" value="175"/>
22-24	<input type="text" value="816"/>	<input type="text" value="943"/>
25-29	<input type="text" value="440"/>	<input type="text" value="474"/>
30-34	<input type="text" value="95"/>	<input type="text" value="109"/>
35-39	<input type="text" value="46"/>	<input type="text" value="37"/>
40-49	<input type="text" value="40"/>	<input type="text" value="40"/>
50-64	<input type="text" value="6"/>	<input type="text" value="11"/>
65 and over	<input type="text" value="2"/>	<input type="text" value="2"/>
Age unknown/unreported	0	0
Total full-time graduate students (Carried forward from part A)	1,544	1,794

Institution: University of Missouri-Kansas City (178402)

User ID: 29C0011

Part B - Fall Enrollment by Age and Gender for Part-time Graduate Students

Enrollment as of the institution's official fall reporting date or as of October 15, 2023

Age	Part-time Graduate Students	
	Men	Women
Under 18	<input type="text"/>	<input type="text"/>
18-19	<input type="text"/>	<input type="text"/>
20-21	<input type="text" value="3"/>	<input type="text" value="6"/>
22-24	<input type="text" value="122"/>	<input type="text" value="128"/>
25-29	<input type="text" value="209"/>	<input type="text" value="301"/>
30-34	<input type="text" value="166"/>	<input type="text" value="219"/>
35-39	<input type="text" value="119"/>	<input type="text" value="156"/>
40-49	<input type="text" value="83"/>	<input type="text" value="161"/>
50-64	<input type="text" value="39"/>	<input type="text" value="63"/>
65 and over	<input type="text" value="7"/>	<input type="text" value="8"/>
Age unknown/unreported	<input type="text" value="0"/>	<input type="text" value="0"/>
Total part-time graduate students (Carried forward from part A)	748	1,042


Institution: University of Missouri-Kansas City (178402)

User ID: 29C0011

Part C - Screening Question

Did any of your first-time degree/certificate-seeking undergraduate students (reported in Part A) enroll within 12 months of graduating high school or receiving their GED?

- No, we do not have any first-time students who enrolled within 12 months of their high school graduation.
- Yes, we have first-time students who enrolled within 12 months of their high school graduation.

 You may use the box below to provide additional context for the data you have reported above. Context notes will be posted on the College Navigator website. Therefore, you should write all context notes using proper grammar (e.g., complete sentences with punctuation) and common language that can be easily understood by students and parents (e.g., spell out acronyms).

Institution: University of Missouri-Kansas City (178402)

User ID: 29C0011

Part C - Residence of First-time Undergraduates

Enrollment as of the institution's **official fall reporting date** or as of **October 15, 2023**

NOTE: These data are **optional** this year.

Enter **at least one** zero, where applicable, to verify that the screen has not been skipped.

State of <u>residence</u> when student was first admitted	FIPS Code	i Total <u>first-time</u> degree/certificate-seeking undergraduates (1)	Of students in column 1, those who enrolled within 12 months of high school graduation or receiving their GED (2)
Alabama	01	<input type="text" value=""/>	<input type="text" value=""/>
Alaska	02	<input type="text" value=""/>	<input type="text" value=""/>
Arizona	04	<input type="text" value="4"/>	<input type="text" value="1"/>
Arkansas	05	<input type="text" value="5"/>	<input type="text" value="5"/>
California	06	<input type="text" value="7"/>	<input type="text" value="6"/>
Colorado	08	<input type="text" value="3"/>	<input type="text" value="2"/>
Connecticut	09	<input type="text" value="1"/>	<input type="text" value="0"/>
Delaware	10	<input type="text" value=""/>	<input type="text" value=""/>
District of Columbia	11	<input type="text" value=""/>	<input type="text" value=""/>
Florida	12	<input type="text" value="3"/>	<input type="text" value="2"/>
Georgia	13	<input type="text" value="1"/>	<input type="text" value="1"/>
Hawaii	15	<input type="text" value=""/>	<input type="text" value=""/>
Idaho	16	<input type="text" value="2"/>	<input type="text" value="2"/>
Illinois	17	<input type="text" value="19"/>	<input type="text" value="17"/>
Indiana	18	<input type="text" value=""/>	<input type="text" value=""/>
Iowa	19	<input type="text" value="5"/>	<input type="text" value="4"/>
Kansas	20	<input type="text" value="282"/>	<input type="text" value="263"/>
Kentucky	21	<input type="text" value="1"/>	<input type="text" value="1"/>
Louisiana	22	<input type="text" value="1"/>	<input type="text" value="1"/>
Maine	23	<input type="text" value=""/>	<input type="text" value=""/>

Institution: University of Missouri-Kansas City (178402)

User ID: 29C0011

Part C - Residence of First-time Undergraduates

Enrollment as of the institution's **official fall reporting date** or as of **October 15, 2023**

NOTE: These data are **optional** this year.

Enter **at least one** zero, where applicable, to verify that the screen has not been skipped.

State of <u>residence</u> when student was first admitted	FIPS Code	Total <u>first-time</u> degree/certificate-seeking undergraduates (1)	Of students in column 1, those who enrolled within 12 months of high school graduation or receiving their GED (2)
Maryland	24	<input type="text" value="1"/>	<input type="text" value="1"/>
Massachusetts	25	<input type="text"/>	<input type="text"/>
Michigan	26	<input type="text" value="3"/>	<input type="text" value="3"/>
Minnesota	27	<input type="text" value="4"/>	<input type="text" value="3"/>
Mississippi	28	<input type="text"/>	<input type="text"/>
Missouri	29	<input type="text" value="876"/>	<input type="text" value="799"/>
Montana	30	<input type="text"/>	<input type="text"/>
Nebraska	31	<input type="text" value="8"/>	<input type="text" value="7"/>
Nevada	32	<input type="text" value="2"/>	<input type="text" value="2"/>
New Hampshire	33	<input type="text"/>	<input type="text"/>
New Jersey	34	<input type="text" value="2"/>	<input type="text" value="1"/>
New Mexico	35	<input type="text" value="1"/>	<input type="text" value="1"/>
New York	36	<input type="text"/>	<input type="text"/>
North Carolina	37	<input type="text" value="1"/>	<input type="text" value="1"/>
North Dakota	38	<input type="text"/>	<input type="text"/>
Ohio	39	<input type="text" value="1"/>	<input type="text" value="1"/>
Oklahoma	40	<input type="text" value="9"/>	<input type="text" value="9"/>
Oregon	41	<input type="text"/>	<input type="text"/>
Pennsylvania	42	<input type="text"/>	<input type="text"/>
Rhode Island	44	<input type="text"/>	<input type="text"/>

Institution: University of Missouri-Kansas City (178402)

User ID: 29C0011


Part C - Residence of First-time Undergraduates

Enrollment as of the institution's **official fall reporting date** or as of **October 15, 2023**

NOTE: These data are **optional** this year.

Enter **at least one** zero, where applicable, to verify that the screen has not been skipped.

State of <u>residence</u> when student was first admitted	FIPS Code	Total <u>first-time</u> degree/certificate-seeking undergraduates (1)	Of students in column 1, those who enrolled within 12 months of high school graduation or receiving their GED (2)
South Carolina	45	<input type="text"/>	<input type="text"/>
South Dakota	46	<input type="text"/>	<input type="text"/>
Tennessee	47	<input type="text"/>	<input type="text"/>
Texas	48	<input type="text" value="6"/>	<input type="text" value="6"/>
Utah	49	<input type="text"/>	<input type="text"/>
Vermont	50	<input type="text"/>	<input type="text"/>
Virginia	51	<input type="text" value="5"/>	<input type="text" value="0"/>
Washington	53	<input type="text"/>	<input type="text"/>
West Virginia	54	<input type="text"/>	<input type="text"/>
Wisconsin	55	<input type="text" value="1"/>	<input type="text" value="1"/>
Wyoming	56	<input type="text" value="1"/>	<input type="text" value="1"/>
State Unknown	57	<input type="text"/>	<input type="text"/>
American Samoa	60	<input type="text"/>	<input type="text"/>
Federated States of Micronesia	64	<input type="text"/>	<input type="text"/>
Guam	66	<input type="text"/>	<input type="text"/>
Marshall Islands	68	<input type="text"/>	<input type="text"/>
Northern Marianas	69	<input type="text"/>	<input type="text"/>
Palau	70	<input type="text"/>	<input type="text"/>
Puerto Rico	72	<input type="text"/>	<input type="text"/>
Virgin Islands	78	<input type="text"/>	<input type="text"/>
Foreign Countries	90	<input type="text" value="34"/>	<input type="text" value="13"/>
Residence unknown/unreported	98	<input type="text" value="0"/>	<input type="text"/>
Total first-time degree/certificate-seeking undergraduates (Carried forward from Part A)		1,289	1,154

 You may use the box below to provide additional context for the data you have reported above. Context notes will be posted on the College Navigator website. Therefore, you should write all context notes using proper grammar (e.g., complete sentences with punctuation) and common language that can be easily understood by students and parents (e.g., spell out acronyms).

Institution: University of Missouri-Kansas City (178402)

User ID: 29C0011

Part D - Total Undergraduate Entering Class

Total Undergraduate Entering Class, Fall 2023

D1	Total full-time, first-time degree/certificate-seeking <u>undergraduates</u> from Part A (GR <u>cohort</u>)	1,242
D2	Total <u>first-time</u> degree/certificate-seeking undergraduates (full-time + part-time) from Part A	1,289
D3	Total <u>transfer-in (non-first-time entering)</u> , degree/certificate-seeking undergraduates (full-time + part-time) from Part A	930
D4	Total <u>non-degree/non-certificate-seeking</u> undergraduates (full-time + part-time) from Part A	3,531
D5	Of the total non-degree/non-certificate-seeking undergraduates displayed on line D4, the number that are new to the institution in Fall 2023	<input checked="" type="checkbox"/> 0
D6	Total <u>entering students</u> at the undergraduate level Note: This is calculated as first-time students (line D2) + students transferring to the institution (line D3) + non-degree/non-certificate-seeking undergraduates entering in Fall 2023 (line D5).	2,219
D7	Percentage of undergraduate entering class represented by your GR <u>cohort</u> (line D1/line D6)	56

Institution: University of Missouri-Kansas City (178402)

User ID: 29C0011

Part E - First-time Bachelor's Cohort Retention Rates (Full-time)

Retention Rates - Full-time, First-time Bachelor's Seeking Cohort from Fall 2022


Academic reporters determine the cohort and retention as of the institution's official fall reporting date or as of October 15. Program reporters determine the cohort with enrollment any time between August 1 and October 31, 2022 and retention based on August 1, 2023.

The retention rate is calculated by the system after clicking "Save" on the screen. Exclusions are subtracted from and inclusions are added to the original cohort and the resulting adjusted cohort is used for calculating the retention rate.

Retention Data Reporting Reminders:

- Include only **full-time, first-time bachelor's-seeking** students in this cohort.
- Determine the full-time cohort using Fall 2022 status (e.g., if a student was full-time in Fall 2022, report them in the full-time cohort regardless of their Fall 2023 status).
- If there are no students to report in the cohort, enter zero. Do not leave the field blank.
- Report in the exclusions box (line E2a) the number of students from the cohort who left the institution for any of the following reasons: died or were totally and permanently disabled; to serve in the armed forces (including those called to active duty); to serve with a foreign aid service of the Federal Government (e.g., Peace Corps); or to serve on official church missions.
- Report in the inclusion box (line E2b) first-time bachelor's-seeking study abroad students who were excluded from the first-time cohort (line E1) but who have re-enrolled at the institution their second year.

FULL-TIME, FIRST-TIME BACHELOR'S COHORT RETENTION:		Prior year data (Fall 2021 cohort)	
E1	Full-time, first-time Fall 2022 bachelor's seeking cohort	1,092	1,118
E2a	Exclusions from the Fall 2022 cohort	1	3
E2b	Inclusion to the Fall 2022 cohort	0	0
E3	Adjusted Fall 2022 cohort (line E1- E2a + E2b)	1,091	1,115
E4	Students from Fall 2022 cohort still enrolled as of Fall 2023	845	860
E5	Full-time, first-time Fall 2022 bachelor's cohort retention rate (line E4 / line E3)	77 %	77 %

 The notes below provide context for the data you've reported above and **may** be posted on the College Navigator website.

Choose one option that best explains your data or choose "Not Applicable" if you do not wish to provide context notes. If none of the options provided explain your institution's data, then choose "Other" and write your own context notes. Therefore, you should write all context notes using proper grammar (e.g., complete sentences with punctuation) and common language that can be easily understood by students and parents (e.g., spell out acronyms).

Not Applicable ▼

Institution: University of Missouri-Kansas City (178402)

User ID: 29C0011

Part E - First-time Bachelor's Cohort Retention Rates (Part-time)

Retention Rates - Part-time, First-time Bachelor's Seeking Cohort from Fall 2022


Academic reporters determine the cohort and retention as of the institution's official fall reporting date or as of October 15. Program reporters determine the cohort with enrollment any time between August 1 and October 31, 2022 and retention based on August 1, 2023.

The retention rate is calculated by the system after clicking "Save" on the screen. Exclusions are subtracted from the original cohort and the resulting adjusted cohort is used for calculating the retention rate.

Retention Data Reporting Reminders:

- Include only **part-time, first-time bachelor's-seeking** students in this cohort.
- Determine part-time using Fall 2022 attendance status (e.g., if a student was part-time in Fall 2022, report them in the part-time cohort regardless of their Fall 2023 status).
- If there are no students to report in the cohort, enter zero. Do not leave the field blank.
- Report in the exclusions box (line E7a) the number of students from the cohort who left the institution for any of the following reasons: died or were totally and permanently disabled; to serve in the armed forces (including those called to active duty); to serve with a foreign aid service of the Federal Government (e.g., Peace Corps); or to serve on official church missions.
- Report in the inclusion box (line E7b) first-time bachelor's-seeking study abroad students who were excluded from the first-time cohort (line E6) but who have re-enrolled at the institution their second year.

PART-TIME, FIRST-TIME BACHELOR'S COHORT RETENTION:		Prior year data (Fall 2021 cohort)	
E6	Part-time, first-time Fall 2022 bachelor's seeking cohort	26	30
E7a	Exclusions from the Fall 2022 cohort	0	0
E7b	Inclusions to the Fall 2022 cohort	0	0
E8	Adjusted Fall 2022 cohort (line E6 - E7a + E7b)	26	30
E9	Students from Fall 2022 cohort still enrolled as of Fall 2023	10	7
E10	Part-time, first-time Fall 2022 bachelor's cohort retention rate (line E9 / line E8)	38 %	23 %

 The notes below provide context for the data you've reported above and **may** be posted on the College Navigator website.

Choose one option that best explains your data or choose "Not Applicable" if you do not wish to provide context notes. If none of the options provided explain your institution's data, then choose "Other" and write your own context notes. Therefore, you should write all context notes using proper grammar (e.g., complete sentences with punctuation) and common language that can be easily understood by students and parents (e.g., spell out acronyms).

Not Applicable ▼

Institution: University of Missouri-Kansas City (178402)

User ID: 29C0011

Part F - Student-to-Faculty Ratio

Student-to-Faculty Ratio

Please provide your institution's student-to-faculty ratio (i.e., student-to-instructional staff) for undergraduate programs for Fall 2023. The student-to-faculty ratio and any accompanying context that is provided will be displayed on College Navigator.

Click [here](#) to use a worksheet to help you determine the student-to-faculty ratio


Student-to-faculty ratio

to 1

Student-to-faculty ratio prior year

14

to 1

 You may use the box below to provide additional context for the data you have reported above. Context notes will be posted on the College Navigator website. Therefore, you should write all context notes using proper grammar (e.g., complete sentences with punctuation) and common language that can be easily understood by students and parents (e.g., spell out acronyms).

Institution: University of Missouri-Kansas City (178402)

User ID: 29C0011

Prepared by

Reporting Reminders:

- The name of the preparer is being collected so that we can follow up with the appropriate person in the event that there are questions concerning the data.
- The Keyholder will be copied on all email correspondence to other preparers.
- The time it took to prepare this component is being collected so that we can continue to improve our estimate of the reporting burden associated with IPEDS.
- Please include in your estimate the time it took for you to review instructions, query and search data sources, complete and review the component, and submit the data through the Data Collection System.
- Thank you for your assistance.

This survey component was prepared by:

<input checked="" type="radio"/>	Keyholder	<input type="radio"/>	SFA Contact	<input type="radio"/>	HR Contact
<input type="radio"/>	Finance Contact	<input type="radio"/>	Academic Library Contact	<input type="radio"/>	Other
Name: <input type="text" value="Randy Sade"/>					
Email: <input type="text" value="SadeR@umsystem.edu"/>					

How many staff from your institution only were involved in the data collection and reporting process of this survey component?

Number of Staff (including yourself)

How many hours did you and others from your institution only spend on each of the steps below when responding to this survey component?
 Exclude the hours spent collecting data for state and other reporting purposes.

Staff member	Collecting Data Needed	Revising Data to Match IPEDS Requirements	Entering Data	Revising and Locking Data
Your office	<input type="text" value="22.00"/> hours	<input type="text" value="0.00"/> hours	<input type="text" value="2.50"/> hours	<input type="text" value="1.25"/> hours
Other offices	<input type="text" value="67.00"/> hours	<input type="text" value="0.00"/> hours	<input type="text" value="5.00"/> hours	<input type="text" value="0.50"/> hours

Summary

Fall Enrollment Component Summary

The purpose of this summary is to provide you an opportunity to view some of the data that, when accepted through the IPEDS quality control process, will appear on the [College Navigator](#) website and/or your institution's Data Feedback Report (DFR). In addition, all data reported in IPEDS survey components become publicly available through the [IPEDS Use the Data](#) and appear as aggregated statistics in various Department of Education reports. [College Navigator](#) is updated approximately three months after the data collection period closes and DFRs will be available through the [IPEDS Use the Data](#) and sent to your institution's CEO at the end of 2024.

Please review your data for accuracy. If you have questions about the data displayed below or after reviewing the data reported on the survey screens, please contact the IPEDS Help Desk at: 1-877-225-2568 or ipedshelp@rti.org.

Student Enrollment		
Total enrollment		15,277
	Undergraduate enrollment	10,149
	Graduate enrollment	5,128
Student-to-faculty ratio		
		14 to 1

Student Characteristics (All Students)		
Percent of all students who are female (%)		58
Percent of all students by U.S. resident status and race/ethnicity: Note: Race/ethnicity is not collected for U.S. Nonresidents.		
U.S. Resident (%)		89
	American Indian or Alaska Native (%)	0
	Asian (%)	9
	Black or African American (%)	10
	Hispanic/Latino (%)	12
	Native Hawaiian or Pacific Islander (%)	0
	White (%)	51
	Two or More Races (%)	5
	Race and ethnicity unknown (%)	2
U. S. Nonresident (%)		11

Undergraduate Student Characteristics		
Percent of all students who are female (%)		59
Percent of undergraduates who are full-time (%)		57
Percent of undergraduates who are transfer-in (%)		9
Percent of undergraduates who are enrolled exclusively in distance education courses (%)		1
Percent of all students by U.S. resident status and race/ethnicity: Note: Race/ethnicity is not collected for U.S. Nonresidents.		
U.S. Resident (%)		97
	American Indian or Alaska Native (%)	0
	Asian (%)	8
	Black or African American (%)	12
	Hispanic/Latino (%)	15
	Native Hawaiian or Pacific Islander (%)	0
	White (%)	53
	Two or More Races (%)	6
	Race and ethnicity unknown (%)	2
U. S. Nonresident (%)		3

Percent of undergraduate students by age:		
	24 and under (%)	90
	25 and over (%)	10
	Age unknown (%)	0
Percent of first-time degree/certificate seeking students by residence:		
	In state (%)	68
	Out-of-state (%)	29
	Foreign countries (%)	3
	Residence unknown (%)	0

Undergraduate Retention and Graduation Rate Cohort		
	First-time, full-time bachelor's seeking student fall-to-fall retention rate (%)	77
	First-time, part-time bachelor's seeking student fall-to-fall retention rate (%)	38
	Graduation rate cohort as percent of total entering students (%)	56

Graduate Student Characteristics		
	Percent of graduate students who are female (%)	55
	Percent of graduate students who are full-time (%)	65
	Percent of graduate students who are enrolled exclusively in distance education courses (%)	13
Percent of graduate students by U.S. resident status and race/ethnicity: Note: Race/ethnicity is not collected for U.S. Nonresidents.		
	U.S. Resident (%)	75
	American Indian or Alaska Native (%)	0
	Asian (%)	9
	Black or African American (%)	6
	Hispanic/Latino (%)	6
	Native Hawaiian or Pacific Islander (%)	0
	White (%)	48
	Two or More Races (%)	3
	Race and ethnicity unknown (%)	2
	U.S. Nonresident (%)	25

Institution: University of Missouri-Kansas City (178402)

User ID: 29C0011

Edit Report

Fall Enrollment

Source	Description	Severity	Resolved	Options
Screen: Part D - Total Undergraduate Entering Class				
Perform Edits	The number of non-degree/non-certificate-seeking undergraduate students who are new to the institution this fall is expected to be greater than zero. Please confirm that the value reported is correct. (Error #6152)	Confirmation	Yes	
Related Screens	Total Entering Class			