

Fall Enrollment 2022-23

Institution: University of Missouri-St Louis (178420)

User ID: 29C0011

Overview

Fall Enrollment Overview

The Fall Enrollment component collects student enrollment counts by level of student, enrollment status, gender and race/ethnicity. In addition, first-time students' fall-to-fall retention rates and the student-to-faculty ratio are collected. Enrollment by age is required in odd-numbered years, and enrollment by residence of first-time undergraduates is required in even-numbered years.

Institutions operating on a traditional academic year calendar (semester, trimester, quarter, or 4-1-4) report Fall enrollment as of the institution's official fall reporting date or October 15. Institutions operating on a calendar that differs by program or that enrolls students on a continuous basis (referred to as program reporters) report Fall enrollment as students enrolled any time during the period August 1 and October 31.

Data reporting reminders:

- Report data to accurately reflect the time period corresponding with the IPEDS survey component, even if such reporting is seemingly inconsistent with prior year reporting.
- Part B, Enrollment of students by age, is optional this year.
- Part C, Residence of first-time degree/certificate-seeking undergraduates, is required this year.
- For reporting students studying in consortium agreements, please refer to the Resource page at <https://nces.ed.gov/ipeds/report-your-data/data-tip-sheet-reporting-data-consortium-institutions>.

Changes in reporting:

The following changes were implemented for the 2022-23 data collection period:

- The "Nonresident alien" terminology has been changed to "U.S. Nonresident" but should include the same category of students.
- A question about gender has been added after Part A – Fall Enrollment Summary to collect information about students for whom gender does not fit the binary gender (Men/Women) categories provided. **Institutions should still allocate those students to the Men/Women categories in other screens of the survey component at this time.** New FAQs have been added to help institutions with this reporting.
- References to summer term were changed to summer session.
- FAQ #8 on consistent reporting of EF, E12, and OM has been updated for clarification.

Resources:

- To download the survey materials for this component: [Survey Materials](#)
- To access your prior year data submission for this component: [Reported Data](#)

If you have questions about completing this survey, please contact the **IPEDS Help Desk at 1-877-225-2568**.

Institution: University of Missouri-St Louis (178420)

User ID: 29C0011

Part Selection

Completion of Part B (Enrollment of Students by Age) is optional this year.

Do you wish to complete Part B this year?

If you select 'Yes', you will be expected to complete the Part B screens.

If you select 'No', you will skip Part B.

- No, I will not complete Part B
- Yes, I will complete Part B

Institution: University of Missouri-St Louis (178420)


User ID: 29C0011

Fall Enrollment - CIP CODE Selection


Indicate which of the following fields of study are offered by your institution. In addition to reporting total undergraduate and graduate fall enrollments every year, in even-numbered years you are to report the subset of enrollments that fall within each of the CIP codes listed below.

Fields for which enrollment was reported for Fall 2020 have already been checked; please make sure all listed fields that are offered by your institution are checked.

Note: CIP codes listed below may not reflect all fields of study offered by your institution, therefore the subset of enrollments by CIP codes selected may not sum to your institution's total fall enrollment.

UNDERGRADUATE AND GRADUATE FIELDS	
<input checked="" type="checkbox"/>	13.0000 – Education
<input checked="" type="checkbox"/>	14.0000 – Engineering
<input checked="" type="checkbox"/>	26.0000 – Biological and Biomedical Sciences
<input checked="" type="checkbox"/>	27.0000 – Mathematics
<input checked="" type="checkbox"/>	40.0000 – Physical Sciences
<input checked="" type="checkbox"/>	52.0000 – Business, Management, Marketing, and Related Support Services
GRADUATE-ONLY FIELDS	
<input type="checkbox"/>	22.0101 – Law (LL.B., J.D.)
<input type="checkbox"/>	51.0401 – Dentistry (D.D.S., D.M.D.)
<input checked="" type="checkbox"/>	 51.1201 – Medicine (M.D.)
<input type="checkbox"/>	None of the above

Yes, I confirm that I reviewed the fields of study are offered by my institution above.

 You may use the box below to provide additional context for the data you have reported above. Context notes will be posted on the College Navigator website. Therefore, you should write all context notes using proper grammar (e.g., complete sentences with punctuation) and common language that can be easily understood by students and parents (e.g., spell out acronyms).

Institution: University of Missouri-St Louis (178420)

User ID: 29C0011

Part A - Fall Enrollment for Full-Time Undergraduate Students

Enrollment as of the institution's official fall reporting date or as of October 15, 2022

Full-time Undergraduate Students

Reporting Reminders:

- Report Hispanic/Latino individuals of any race as Hispanic/Latino
- Report race for non-Hispanic/Latino individuals only
- Even though Teacher Preparation certificate programs may require a bachelor's degree for admission, they are considered subbaccalaureate undergraduate programs, and students in these programs are undergraduate students.

Men

Enrolled for credit	Degree/certificate-seeking			Total degree/certificate-seeking	Non-degree/ non-certificate-seeking	Total, Full-time undergraduate students
	First-time	Non-first-time				
		Transfer-in	Continuing/ Returning			
U.S. Nonresident	12	1	30	43	10	53
Hispanic/Latino	6	13	56	75	1	76
American Indian or Alaska Native	0	0	3	3	2	5
Asian	12	20	72	104	11	115
Black or African American	34	41	142	217	14	231
Native Hawaiian or Other Pacific Islander	0	0	1	1	0	1
White	58	250	737	1,045	100	1,145
Two or more races	16	15	53	84	0	84
Race and ethnicity unknown	25	6	63	94	3	97
Total men	163	346	1,157	1,666	141	1,807
Total men prior year	128	324	1,297	1,749	170	1,919

Women

Enrolled for credit	Degree/certificate-seeking			Total degree/certificate-seeking	Non-degree/ non-certificate-seeking	Total, Full-time undergraduate students
	First-time	Non-first-time				
		Transfer-in	Continuing/ Returning			
U.S. Nonresident	15	3	28	46	16	62
Hispanic/Latino	9	30	56	95	5	100
American Indian or Alaska Native	1	0	3	4	0	4
Asian	8	12	81	101	7	108
Black or African American	64	97	280	441	23	464
Native Hawaiian or Other Pacific Islander	0	0	1	1	0	1
White	108	304	896	1,308	133	1,441
Two or more races	13	18	59	90	1	91
Race and ethnicity unknown	34	9	61	104	13	117
Total women	<input checked="" type="checkbox"/> 252	473	1,465	2,190	198	2,388
Total women prior year	143	467	1,694	2,304	192	2,496

Grand total (men+women)	415	819	2,622	3,856	339	4,195
Grand total (men+women) prior year	271	791	2,991	4,053	362	4,415

Institution: University of Missouri-St Louis (178420)

User ID: 29C0011

Part A - Fall Enrollment for Full-Time Undergraduate Students: CIP CODE:13.0000

Enrollment as of the institution's official fall reporting date or as of October 15, 2022

CIP CODE: 13.0000 – Education

Full-time undergraduate students

- Report Hispanic/Latino individuals of any race as Hispanic/Latino
- Report race for non-Hispanic/Latino individuals only

Men

Enrolled for credit	Degree/certificate-seeking			Total degree/certificate-seeking	Non-degree/ non-certificate-seeking	Total, Full-time undergraduate students
	First-time	Non-first-time				
		Transfer-in	Continuing/ Returning			
U.S. Nonresident	0	0	0	0	0	0
Hispanic/Latino	0	0	1	1	0	1
American Indian or Alaska Native	0	0	0	0	0	0
Asian	0	0	2	2	0	2
Black or African American	2	1	3	6	0	6
Native Hawaiian or Other Pacific Islander	0	0	0	0	0	0
White	4	13	48	65	0	65
Two or more races	0	0	3	3	0	3
Race and ethnicity unknown	0	0	4	4	0	4
Total men	6	14	61	81	0	81

Women

Enrolled for credit	Degree/certificate-seeking			Total degree/certificate-seeking	Non-degree/ non-certificate-seeking	Total, Full-time undergraduate students
	First-time	Non-first-time				
		Transfer-in	Continuing/ Returning			
U.S. Nonresident	0	0	0	0	0	0
Hispanic/Latino	2	1	9	12	1	13
American Indian or Alaska Native	0	0	0	0	0	0
Asian	0	0	3	3	0	3
Black or African American	4	2	29	35	0	35
Native Hawaiian or Other Pacific Islander	0	0	1	1	0	1
White	16	52	156	224	0	224
Two or more races	0	3	9	12	0	12
Race and ethnicity unknown	6	1	6	13	0	13
Total women	28	59	213	300	1	301
Grand total (men+women)	34	73	274	381	1	382
Grand total (men+women) 2020-21	18	91	313	422		422

Institution: University of Missouri-St Louis (178420)

User ID: 29C0011

Part A - Fall Enrollment for Full-Time Undergraduate Students: CIP CODE:14.0000

Enrollment as of the institution's official fall reporting date or as of October 15, 2022

CIP CODE: 14.0000 – Engineering

Full-time undergraduate students

- Report Hispanic/Latino individuals of any race as Hispanic/Latino
- Report race for non-Hispanic/Latino individuals only

Men

Enrolled for credit	Degree/certificate-seeking			Total degree/certificate-seeking	Non-degree/ non-certificate-seeking	Total, Full-time undergraduate students
	First-time	Non-first-time				
		Transfer-in	Continuing/ Returning			
U.S. Nonresident	<input type="text" value="0"/>	<input type="text" value="0"/>	<input type="text" value="2"/>	2	<input type="text" value="0"/>	2
Hispanic/Latino	<input type="text" value="0"/>	<input type="text" value="0"/>	<input type="text" value="2"/>	2	<input type="text" value="0"/>	2
American Indian or Alaska Native	<input type="text" value="0"/>	<input type="text" value="0"/>	<input type="text" value="0"/>	0	<input type="text" value="0"/>	0
Asian	<input type="text" value="0"/>	<input type="text" value="0"/>	<input type="text" value="8"/>	8	<input type="text" value="0"/>	8
Black or African American	<input type="text" value="0"/>	<input type="text" value="0"/>	<input type="text" value="16"/>	16	<input type="text" value="0"/>	16
Native Hawaiian or Other Pacific Islander	<input type="text" value="0"/>	<input type="text" value="0"/>	<input type="text" value="0"/>	0	<input type="text" value="0"/>	0
White	<input type="text" value="0"/>	<input type="text" value="4"/>	<input type="text" value="54"/>	58	<input type="text" value="0"/>	58
Two or more races	<input type="text" value="0"/>	<input type="text" value="0"/>	<input type="text" value="3"/>	3	<input type="text" value="0"/>	3
Race and ethnicity unknown	<input type="text" value="0"/>	<input type="text" value="0"/>	<input type="text" value="3"/>	3	<input type="text" value="0"/>	3
Total men	0	4	88	92	0	92

Women

Enrolled for credit	Degree/certificate-seeking			Total degree/certificate-seeking	Non-degree/ non-certificate-seeking	Total, Full-time undergraduate students
	First-time	Non-first-time				
		Transfer-in	Continuing/ Returning			
U.S. Nonresident	<input type="text" value="0"/>	<input type="text" value="0"/>	<input type="text" value="3"/>	3	<input type="text" value="0"/>	3
Hispanic/Latino	<input type="text" value="0"/>	<input type="text" value="0"/>	<input type="text" value="0"/>	0	<input type="text" value="0"/>	0
American Indian or Alaska Native	<input type="text" value="0"/>	<input type="text" value="0"/>	<input type="text" value="0"/>	0	<input type="text" value="0"/>	0
Asian	<input type="text" value="0"/>	<input type="text" value="0"/>	<input type="text" value="2"/>	2	<input type="text" value="0"/>	2
Black or African American	<input type="text" value="0"/>	<input type="text" value="0"/>	<input type="text" value="5"/>	5	<input type="text" value="0"/>	5
Native Hawaiian or Other Pacific Islander	<input type="text" value="0"/>	<input type="text" value="0"/>	<input type="text" value="0"/>	0	<input type="text" value="0"/>	0
White	<input type="text" value="0"/>	<input type="text" value="1"/>	<input type="text" value="10"/>	11	<input type="text" value="0"/>	11
Two or more races	<input type="text" value="0"/>	<input type="text" value="0"/>	<input type="text" value="0"/>	0	<input type="text" value="0"/>	0
Race and ethnicity unknown	<input type="text" value="0"/>	<input type="text" value="0"/>	<input type="text" value="2"/>	2	<input type="text" value="0"/>	2
Total women	0	1	22	23	0	23

Grand total (men+women)	0	5	110	115	0	115
Grand total (men+women) 2020-21	9	11	169	189		189

Institution: University of Missouri-St Louis (178420)

User ID: 29C0011

Part A - Fall Enrollment for Full-Time Undergraduate Students: CIP CODE:26.0000

Enrollment as of the institution's **official fall reporting date** or as of **October 15, 2022**

CIP CODE: 26.0000 – Biological and Biomedical Sciences

Full-time undergraduate students

- Report Hispanic/Latino individuals of any race as Hispanic/Latino
- Report race for non-Hispanic/Latino individuals only

Men

Enrolled for <u>credit</u>	Degree/certificate-seeking			Total degree/certificate-seeking	Non-degree/ non-certificate-seeking	Total, Full-time undergraduate students
	First-time	Non-first-time				
		Transfer-in	Continuing/ Returning			
U.S. Nonresident	1	0	2	3	0	3
Hispanic/Latino	0	1	3	4	0	4
American Indian or Alaska Native	0	0	1	1	0	1
Asian	2	0	4	6	0	6
Black or African American	3	2	8	13	0	13
Native Hawaiian or Other Pacific Islander	0	0	0	0	0	0
White	2	15	51	68	0	68
Two or more races	0	2	1	3	0	3
Race and ethnicity unknown	2	0	2	4	0	4
Total men	10	20	72	102	0	102

Women

Enrolled for <u>credit</u>	Degree/certificate-seeking			Total degree/certificate-seeking	Non-degree/ non-certificate-seeking	Total, Full-time undergraduate students
	First-time	Non-first-time				
		Transfer-in	Continuing/ Returning			
U.S. Nonresident	6	0	3	9	0	9
Hispanic/Latino	1	3	6	10	0	10
American Indian or Alaska Native	0	0	0	0	0	0
Asian	0	0	15	15	0	15
Black or African American	4	7	15	26	0	26
Native Hawaiian or Other Pacific Islander	0	0	0	0	0	0
White	9	21	67	97	0	97
Two or more races	4	2	2	8	0	8
Race and ethnicity unknown	6	1	9	16	0	16
Total women	30	34	117	181	0	181

Grand total (men+women)	40	54	189	283	0	283
Grand total (men+women) 2020-21	56	71	260	387		387

Institution: University of Missouri-St Louis (178420)

User ID: 29C0011

Part A - Fall Enrollment for Full-Time Undergraduate Students: CIP CODE:27.0000

Enrollment as of the institution's **official fall reporting date** or as of **October 15, 2022**

CIP CODE: 27.0000 – Mathematics and Statistics

Full-time undergraduate students

- Report Hispanic/Latino individuals of any race as Hispanic/Latino
- Report race for non-Hispanic/Latino individuals only

Men

Enrolled for <u>credit</u>	Degree/certificate-seeking			Total degree/certificate-seeking	Non-degree/ non-certificate-seeking	Total, Full-time undergraduate students
	First-time	Non-first-time				
		Transfer-in	Continuing/ Returning			
U.S. Nonresident	<input type="text" value="1"/>	<input type="text" value="0"/>	<input type="text" value="0"/>	1	<input type="text" value="0"/>	1
Hispanic/Latino	<input type="text" value="0"/>	<input type="text" value="1"/>	<input type="text" value="1"/>	2	<input type="text" value="0"/>	2
American Indian or Alaska Native	<input type="text" value="0"/>	<input type="text" value="0"/>	<input type="text" value="0"/>	0	<input type="text" value="0"/>	0
Asian	<input type="text" value="0"/>	<input type="text" value="0"/>	<input type="text" value="0"/>	0	<input type="text" value="0"/>	0
Black or African American	<input type="text" value="0"/>	<input type="text" value="0"/>	<input type="text" value="0"/>	0	<input type="text" value="0"/>	0
Native Hawaiian or Other Pacific Islander	<input type="text" value="0"/>	<input type="text" value="0"/>	<input type="text" value="0"/>	0	<input type="text" value="0"/>	0
White	<input type="text" value="1"/>	<input type="text" value="7"/>	<input type="text" value="7"/>	15	<input type="text" value="0"/>	15
Two or more races	<input type="text" value="0"/>	<input type="text" value="0"/>	<input type="text" value="1"/>	1	<input type="text" value="0"/>	1
Race/ethnicity unknown	<input type="text" value="0"/>	<input type="text" value="0"/>	<input type="text" value="2"/>	2	<input type="text" value="0"/>	2
Total men	2	8	11	21	0	21

Women

Enrolled for <u>credit</u>	Degree/certificate-seeking			Total degree/certificate-seeking	Non-degree/ non-certificate-seeking	Total, Full-time undergraduate students
	First-time	Non-first-time				
		Transfer-in	Continuing/ Returning			
U.S. Nonresident	<input type="text" value="0"/>	<input type="text" value="0"/>	<input type="text" value="0"/>	0	<input type="text" value="0"/>	0
Hispanic/Latino	<input type="text" value="0"/>	<input type="text" value="0"/>	<input type="text" value="0"/>	0	<input type="text" value="0"/>	0
American Indian or Alaska Native	<input type="text" value="0"/>	<input type="text" value="0"/>	<input type="text" value="0"/>	0	<input type="text" value="0"/>	0
Asian	<input type="text" value="0"/>	<input type="text" value="0"/>	<input type="text" value="0"/>	0	<input type="text" value="0"/>	0
Black or African American	<input type="text" value="1"/>	<input type="text" value="0"/>	<input type="text" value="2"/>	3	<input type="text" value="0"/>	3
Native Hawaiian or Other Pacific Islander	<input type="text" value="0"/>	<input type="text" value="0"/>	<input type="text" value="0"/>	0	<input type="text" value="0"/>	0
White	<input type="text" value="0"/>	<input type="text" value="0"/>	<input type="text" value="2"/>	2	<input type="text" value="0"/>	2
Two or more races	<input type="text" value="0"/>	<input type="text" value="0"/>	<input type="text" value="0"/>	0	<input type="text" value="0"/>	0
Race/ethnicity unknown	<input type="text" value="0"/>	<input type="text" value="0"/>	<input type="text" value="0"/>	0	<input type="text" value="0"/>	0
Total women	1	0	4	5	0	5

Grand total (men+women)	3	8	15	26	0	26
Grand total (men+women) 2020-21	2	4	29	35		35

Institution: University of Missouri-St Louis (178420)

User ID: 29C0011

Part A - Fall Enrollment for Full-Time Undergraduate Students: CIP CODE:40.0000

Enrollment as of the institution's **official fall reporting date** or as of **October 15, 2022**

CIP CODE: 40.0000 – Physical Sciences

Full-time undergraduate students

- Report Hispanic/Latino individuals of any race as Hispanic/Latino
- Report race for non-Hispanic/Latino individuals only

Men

Enrolled for <u>credit</u>	Degree/certificate-seeking			Total degree/certificate-seeking	Non-degree/ non-certificate-seeking	Total, Full-time undergraduate students
	First-time	Non-first-time				
		Transfer-in	Continuing/ Returning			
U.S. Nonresident	<input type="text" value="0"/>	<input type="text" value="0"/>	<input type="text" value="2"/>	2	<input type="text" value="0"/>	2
Hispanic/Latino	<input type="text" value="0"/>	<input type="text" value="0"/>	<input type="text" value="1"/>	1	<input type="text" value="0"/>	1
American Indian or Alaska Native	<input type="text" value="0"/>	<input type="text" value="0"/>	<input type="text" value="0"/>	0	<input type="text" value="0"/>	0
Asian	<input type="text" value="0"/>	<input type="text" value="0"/>	<input type="text" value="1"/>	1	<input type="text" value="0"/>	1
Black or African American	<input type="text" value="3"/>	<input type="text" value="1"/>	<input type="text" value="3"/>	7	<input type="text" value="0"/>	7
Native Hawaiian or Other Pacific Islander	<input type="text" value="0"/>	<input type="text" value="0"/>	<input type="text" value="0"/>	0	<input type="text" value="0"/>	0
White	<input type="text" value="0"/>	<input type="text" value="8"/>	<input type="text" value="15"/>	23	<input type="text" value="0"/>	23
Two or more races	<input type="text" value="1"/>	<input type="text" value="0"/>	<input type="text" value="1"/>	2	<input type="text" value="0"/>	2
Race/ethnicity unknown	<input type="text" value="1"/>	<input type="text" value="0"/>	<input type="text" value="0"/>	1	<input type="text" value="0"/>	1
Total men	5	9	23	37	0	37

Women

Enrolled for <u>credit</u>	Degree/certificate-seeking			Total degree/certificate-seeking	Non-degree/ non-certificate-seeking	Total, Full-time undergraduate students
	First-time	Non-first-time				
		Transfer-in	Continuing/ Returning			
U.S. Nonresident	<input type="text" value="1"/>	<input type="text" value="0"/>	<input type="text" value="1"/>	2	<input type="text" value="0"/>	2
Hispanic/Latino	<input type="text" value="0"/>	<input type="text" value="1"/>	<input type="text" value="0"/>	1	<input type="text" value="0"/>	1
American Indian or Alaska Native	<input type="text" value="0"/>	<input type="text" value="0"/>	<input type="text" value="0"/>	0	<input type="text" value="0"/>	0
Asian	<input type="text" value="0"/>	<input type="text" value="0"/>	<input type="text" value="2"/>	2	<input type="text" value="0"/>	2
Black or African American	<input type="text" value="3"/>	<input type="text" value="1"/>	<input type="text" value="2"/>	6	<input type="text" value="0"/>	6
Native Hawaiian or Other Pacific Islander	<input type="text" value="0"/>	<input type="text" value="0"/>	<input type="text" value="0"/>	0	<input type="text" value="0"/>	0
White	<input type="text" value="0"/>	<input type="text" value="2"/>	<input type="text" value="6"/>	8	<input type="text" value="0"/>	8
Two or more races	<input type="text" value="0"/>	<input type="text" value="0"/>	<input type="text" value="0"/>	0	<input type="text" value="0"/>	0
Race/ethnicity unknown	<input type="text" value="1"/>	<input type="text" value="0"/>	<input type="text" value="0"/>	1	<input type="text" value="0"/>	1
Total women	5	4	11	20	0	20

Grand total (men+women)	10	13	34	57	0	57
Grand total (men+women) 2020-21	10	12	40	62		62

Institution: University of Missouri-St Louis (178420)

User ID: 29C0011

Part A - Fall Enrollment for Full-Time Undergraduate Students: CIP CODE:52.0000

Enrollment as of the institution's **official fall reporting date** or as of **October 15, 2022**

CIP CODE: 52.0000 – Business, Management, Marketing and Related Support Services

Full-time undergraduate students

- Report Hispanic/Latino individuals of any race as Hispanic/Latino
- Report race for non-Hispanic/Latino individuals only

Men

Enrolled for credit	Degree/certificate-seeking			Total degree/certificate-seeking	Non-degree/ non-certificate-seeking	Total, Full-time undergraduate students
	First-time	Non-first-time				
		Transfer-in	Continuing/ Returning			
U.S. Nonresident	2	1	10	13	3	16
Hispanic/Latino	0	2	22	24	0	24
American Indian or Alaska Native	0	0	1	1	0	1
Asian	2	5	14	21	0	21
Black or African American	5	11	36	52	0	52
Native Hawaiian or Other Pacific Islander	0	0	1	1	0	1
White	14	81	200	295	3	298
Two or more races	2	3	12	17	0	17
Race/ethnicity unknown	9	3	23	35	0	35
Total men	34	106	319	459	6	465

Women

Enrolled for credit	Degree/certificate-seeking			Total degree/certificate-seeking	Non-degree/ non-certificate-seeking	Total, Full-time undergraduate students
	First-time	Non-first-time				
		Transfer-in	Continuing/ Returning			
U.S. Nonresident	0	2	6	8	5	13
Hispanic/Latino	2	6	8	16	0	16
American Indian or Alaska Native	0	0	2	2	0	2
Asian	1	3	22	26	0	26
Black or African American	4	18	35	57	1	58
Native Hawaiian or Other Pacific Islander	0	0	0	0	0	0
White	13	62	161	236	0	236
Two or more races	2	3	6	11	0	11
Race/ethnicity unknown	4	1	7	12	0	12
Total women	26	95	247	368	6	374

Grand total (men+women)	60	201	566	827	12	839
Grand total (men+women) 2020-21	51	224	726	1,001	1	1,002

Institution: University of Missouri-St Louis (178420)

User ID: 29C0011

Part A - Fall Enrollment for Part-time Undergraduate Students

Enrollment as of the institution's official fall reporting date or as of October 15, 2022

Part-time Undergraduate Students

Reporting Reminders:

- Report Hispanic/Latino individuals of any race as Hispanic/Latino
- Report race for non-Hispanic/Latino individuals only
- Even though Teacher Preparation certificate programs may require a bachelor's degree for admission, they are considered subbaccalaureate undergraduate programs, and students in these programs are undergraduate students.

Men

Enrolled for credit	Degree/certificate-seeking			Total degree/certificate-seeking	Non-degree/ non-certificate-seeking	Total, part-time undergraduate students
	First-time	Non-first-time				
		Transfer-in	Continuing/ Returning			
U.S. Nonresident	0	0	4	4	25	29
Hispanic/Latino	0	1	18	19	106	125
American Indian or Alaska Native	0	1	1	2	10	12
Asian	0	1	29	30	143	173
Black or African American	4	15	80	99	230	329
Native Hawaiian or Other Pacific Islander	0	0	0	0	0	0
White	5	75	431	511	2,061	2,572
Two or more races	2	1	22	25	3	28
Race and ethnicity unknown	1	3	29	33	126	159
Total men	12	97	614	723	2,704	3,427
Total men prior year	9	104	671	784	2,533	3,317

Women

Enrolled for credit	Degree/certificate-seeking			Total degree/certificate-seeking	Non-degree/ non-certificate-seeking	Total, part-time undergraduate students
	First-time	Non-first-time				
		Transfer-in	Continuing/ Returning			
U.S. Nonresident	0	0	5	5	12	17
Hispanic/Latino	3	6	21	30	145	175
American Indian or Alaska Native	0	0	1	1	19	20
Asian	1	0	18	19	220	239
Black or African American	9	33	174	216	369	585
Native Hawaiian or Other Pacific Islander	0	0	0	0	0	0
White	2	61	391	454	3,059	3,513
Two or more races	1	5	31	37	5	42
Race and ethnicity unknown	0	3	34	37	165	202
Total women	16	108	675	799	3,994	4,793
Total women prior year	16	150	715	881	3,734	4,615
Grand total (men+women)	28	205	1,289	1,522	6,698	8,220
Grand total (men+women) prior year	25	254	1,386	1,665	6,267	7,932

Institution: University of Missouri-St Louis (178420)

User ID: 29C0011

Part A - Fall Enrollment for Part-time Undergraduate Students: CIP CODE:13.0000

Enrollment as of the institution's official fall reporting date or as of October 15, 2022

CIP CODE: 13.0000 – Education

Part-time undergraduate students

- Report Hispanic/Latino individuals of any race as Hispanic/Latino
- Report race for non-Hispanic/Latino individuals only

Men

Enrolled for credit	Degree/certificate-seeking			Total degree/certificate-seeking	Non-degree/ non-certificate-seeking	Total, part-time undergraduate students
	First-time	Non-first-time				
		Transfer-in	Continuing/ Returning			
U.S. Nonresident	0	0	0	0	0	0
Hispanic/Latino	0	0	0	0	0	0
American Indian or Alaska Native	0	0	0	0	2	2
Asian	0	0	0	0	1	1
Black or African American	0	0	0	0	8	8
Native Hawaiian or Other Pacific Islander	0	0	0	0	0	0
White	0	3	13	16	23	39
Two or more races	0	0	0	0	2	2
Race/ethnicity unknown	0	0	2	2	2	4
Total men	0	3	15	18	38	56

Women

Enrolled for credit	Degree/certificate-seeking			Total degree/certificate-seeking	Non-degree/ non-certificate-seeking	Total, part-time undergraduate students
	First-time	Non-first-time				
		Transfer-in	Continuing/ Returning			
U.S. Nonresident	0	0	0	0	0	0
Hispanic/Latino	0	0	0	0	0	0
American Indian or Alaska Native	0	0	0	0	0	0
Asian	0	0	1	1	0	1
Black or African American	0	5	4	9	3	12
Native Hawaiian or Other Pacific Islander	0	0	0	0	0	0
White	0	5	27	32	17	49
Two or more races	0	0	1	1	0	1
Race/ethnicity unknown	0	0	1	1	1	2
Total women	0	10	34	44	21	65

Grand total (men+women)	0	13	49	62	59	121
Grand total (men+women) 2020-21		42	57	99	9	108

Institution: University of Missouri-St Louis (178420)

User ID: 29C0011

Part A - Fall Enrollment for Part-time Undergraduate Students: CIP CODE:14.0000

Enrollment as of the institution's official fall reporting date or as of October 15, 2022

CIP CODE: 14.0000 – Engineering

Part-time undergraduate students

- Report Hispanic/Latino individuals of any race as Hispanic/Latino
- Report race for non-Hispanic/Latino individuals only

Men

Enrolled for credit	Degree/certificate-seeking			Total degree/certificate-seeking	Non-degree/ non-certificate-seeking	Total, part-time undergraduate students
	First-time	Non-first-time				
		Transfer-in	Continuing/ Returning			
U.S. Nonresident	<input type="text" value="0"/>	<input type="text" value="0"/>	<input type="text" value="1"/>	1	<input type="text" value="0"/>	1
Hispanic/Latino	<input type="text" value="0"/>	<input type="text" value="0"/>	<input type="text" value="1"/>	1	<input type="text" value="0"/>	1
American Indian or Alaska Native	<input type="text" value="0"/>	<input type="text" value="0"/>	<input type="text" value="0"/>	0	<input type="text" value="0"/>	0
Asian	<input type="text" value="0"/>	<input type="text" value="0"/>	<input type="text" value="1"/>	1	<input type="text" value="0"/>	1
Black or African American	<input type="text" value="0"/>	<input type="text" value="0"/>	<input type="text" value="6"/>	6	<input type="text" value="0"/>	6
Native Hawaiian or Other Pacific Islander	<input type="text" value="0"/>	<input type="text" value="0"/>	<input type="text" value="0"/>	0	<input type="text" value="0"/>	0
White	<input type="text" value="0"/>	<input type="text" value="1"/>	<input type="text" value="62"/>	63	<input type="text" value="0"/>	63
Two or more races	<input type="text" value="0"/>	<input type="text" value="0"/>	<input type="text" value="5"/>	5	<input type="text" value="0"/>	5
Race and ethnicity unknown	<input type="text" value="0"/>	<input type="text" value="0"/>	<input type="text" value="2"/>	2	<input type="text" value="0"/>	2
Total men	0	1	78	79	0	79

Women

Enrolled for credit	Degree/certificate-seeking			Total degree/certificate-seeking	Non-degree/ non-certificate-seeking	Total, part-time undergraduate students
	First-time	Non-first-time				
		Transfer-in	Continuing/ Returning			
U.S. Nonresident	<input type="text" value="0"/>	<input type="text" value="0"/>	<input type="text" value="0"/>	0	<input type="text" value="0"/>	0
Hispanic/Latino	<input type="text" value="0"/>	<input type="text" value="0"/>	<input type="text" value="1"/>	1	<input type="text" value="0"/>	1
American Indian or Alaska Native	<input type="text" value="0"/>	<input type="text" value="0"/>	<input type="text" value="0"/>	0	<input type="text" value="0"/>	0
Asian	<input type="text" value="0"/>	<input type="text" value="0"/>	<input type="text" value="2"/>	2	<input type="text" value="0"/>	2
Black or African American	<input type="text" value="0"/>	<input type="text" value="0"/>	<input type="text" value="1"/>	1	<input type="text" value="0"/>	1
Native Hawaiian or Other Pacific Islander	<input type="text" value="0"/>	<input type="text" value="0"/>	<input type="text" value="0"/>	0	<input type="text" value="0"/>	0
White	<input type="text" value="0"/>	<input type="text" value="0"/>	<input type="text" value="14"/>	14	<input type="text" value="0"/>	14
Two or more races	<input type="text" value="0"/>	<input type="text" value="0"/>	<input type="text" value="0"/>	0	<input type="text" value="0"/>	0
Race and ethnicity unknown	<input type="text" value="0"/>	<input type="text" value="0"/>	<input type="text" value="1"/>	1	<input type="text" value="0"/>	1
Total women	0	0	19	19	0	19

Grand total (men+women)	0	1	97	98	0	98
Grand total (men+women) 2020-21		1	100	101		101

Institution: University of Missouri-St Louis (178420)

User ID: 29C0011

Part A - Fall Enrollment for Part-time Undergraduate Students: CIP CODE:26.0000

Enrollment as of the institution's **official fall reporting date** or as of **October 15, 2022**

CIP CODE: 26.0000 – Biological and Biomedical Sciences

Part-time undergraduate students

- Report Hispanic/Latino individuals of any race as Hispanic/Latino
- Report race for non-Hispanic/Latino individuals only

Men

Enrolled for <u>credit</u>	Degree/certificate-seeking			Total degree/certificate-seeking	Non-degree/ non-certificate-seeking	Total, part-time undergraduate students
	First-time	Non-first-time				
		Transfer-in	Continuing/ Returning			
U.S. Nonresident	<input type="text" value="0"/>	<input type="text" value="0"/>	<input type="text" value="1"/>	1	<input type="text" value="0"/>	1
Hispanic/Latino	<input type="text" value="0"/>	<input type="text" value="0"/>	<input type="text" value="0"/>	0	<input type="text" value="0"/>	0
American Indian or Alaska Native	<input type="text" value="0"/>	<input type="text" value="0"/>	<input type="text" value="0"/>	0	<input type="text" value="0"/>	0
Asian	<input type="text" value="0"/>	<input type="text" value="0"/>	<input type="text" value="3"/>	3	<input type="text" value="0"/>	3
Black or African American	<input type="text" value="0"/>	<input type="text" value="0"/>	<input type="text" value="7"/>	7	<input type="text" value="0"/>	7
Native Hawaiian or Other Pacific Islander	<input type="text" value="0"/>	<input type="text" value="0"/>	<input type="text" value="0"/>	0	<input type="text" value="0"/>	0
White	<input type="text" value="0"/>	<input type="text" value="3"/>	<input type="text" value="30"/>	33	<input type="text" value="0"/>	33
Two or more races	<input type="text" value="0"/>	<input type="text" value="0"/>	<input type="text" value="0"/>	0	<input type="text" value="0"/>	0
Race and ethnicity unknown	<input type="text" value="0"/>	<input type="text" value="1"/>	<input type="text" value="2"/>	3	<input type="text" value="0"/>	3
Total men	0	4	43	47	0	47

Women

Enrolled for <u>credit</u>	Degree/certificate-seeking			Total degree/certificate-seeking	Non-degree/ non-certificate-seeking	Total, part-time undergraduate students
	First-time	Non-first-time				
		Transfer-in	Continuing/ Returning			
U.S. Nonresident	<input type="text" value="0"/>	<input type="text" value="0"/>	<input type="text" value="0"/>	0	<input type="text" value="0"/>	0
Hispanic/Latino	<input type="text" value="2"/>	<input type="text" value="0"/>	<input type="text" value="2"/>	4	<input type="text" value="0"/>	4
American Indian or Alaska Native	<input type="text" value="0"/>	<input type="text" value="0"/>	<input type="text" value="0"/>	0	<input type="text" value="0"/>	0
Asian	<input type="text" value="0"/>	<input type="text" value="0"/>	<input type="text" value="0"/>	0	<input type="text" value="0"/>	0
Black or African American	<input type="text" value="0"/>	<input type="text" value="1"/>	<input type="text" value="8"/>	9	<input type="text" value="0"/>	9
Native Hawaiian or Other Pacific Islander	<input type="text" value="0"/>	<input type="text" value="0"/>	<input type="text" value="0"/>	0	<input type="text" value="0"/>	0
White	<input type="text" value="0"/>	<input type="text" value="0"/>	<input type="text" value="29"/>	29	<input type="text" value="0"/>	29
Two or more races	<input type="text" value="0"/>	<input type="text" value="1"/>	<input type="text" value="3"/>	4	<input type="text" value="0"/>	4
Race and ethnicity unknown	<input type="text" value="0"/>	<input type="text" value="0"/>	<input type="text" value="4"/>	4	<input type="text" value="0"/>	4
Total women	2	2	46	50	0	50

Grand total (men+women)	2	6	89	97	0	97
Grand total (men+women) 2020-21	6	15	99	120		120

Institution: University of Missouri-St Louis (178420)

User ID: 29C0011

Part A - Fall Enrollment for Part-time Undergraduate Students: CIP CODE:27.0000

Enrollment as of the institution's official fall reporting date or as of October 15, 2022

CIP CODE: 27.0000 – Mathematics and Statistics

Part-time undergraduate students

- Report Hispanic/Latino individuals of any race as Hispanic/Latino
- Report race for non-Hispanic/Latino individuals only

Men

Enrolled for credit	Degree/certificate-seeking			Total degree/certificate-seeking	Non-degree/ non-certificate-seeking	Total, part-time undergraduate students
	First-time	Non-first-time				
		Transfer-in	Continuing/ Returning			
U.S. Nonresident	<input type="text" value="0"/>	<input type="text" value="0"/>	<input type="text" value="0"/>	0	<input type="text" value="0"/>	0
Hispanic/Latino	<input type="text" value="0"/>	<input type="text" value="0"/>	<input type="text" value="0"/>	0	<input type="text" value="0"/>	0
American Indian or Alaska Native	<input type="text" value="0"/>	<input type="text" value="0"/>	<input type="text" value="0"/>	0	<input type="text" value="0"/>	0
Asian	<input type="text" value="0"/>	<input type="text" value="0"/>	<input type="text" value="1"/>	1	<input type="text" value="0"/>	1
Black or African American	<input type="text" value="0"/>	<input type="text" value="0"/>	<input type="text" value="2"/>	2	<input type="text" value="0"/>	2
Native Hawaiian or Other Pacific Islander	<input type="text" value="0"/>	<input type="text" value="0"/>	<input type="text" value="0"/>	0	<input type="text" value="0"/>	0
White	<input type="text" value="0"/>	<input type="text" value="1"/>	<input type="text" value="2"/>	3	<input type="text" value="0"/>	3
Two or more races	<input type="text" value="0"/>	<input type="text" value="0"/>	<input type="text" value="0"/>	0	<input type="text" value="0"/>	0
Race/ethnicity unknown	<input type="text" value="0"/>	<input type="text" value="0"/>	<input type="text" value="0"/>	0	<input type="text" value="0"/>	0
Total men	0	1	5	6	0	6

Women

Enrolled for credit	Degree/certificate-seeking			Total degree/certificate-seeking	Non-degree/ non-certificate-seeking	Total, part-time undergraduate students
	First-time	Non-first-time				
		Transfer-in	Continuing/ Returning			
U.S. Nonresident	<input type="text" value="0"/>	<input type="text" value="0"/>	<input type="text" value="0"/>	0	<input type="text" value="0"/>	0
Hispanic/Latino	<input type="text" value="0"/>	<input type="text" value="0"/>	<input type="text" value="0"/>	0	<input type="text" value="0"/>	0
American Indian or Alaska Native	<input type="text" value="0"/>	<input type="text" value="0"/>	<input type="text" value="0"/>	0	<input type="text" value="0"/>	0
Asian	<input type="text" value="0"/>	<input type="text" value="0"/>	<input type="text" value="0"/>	0	<input type="text" value="0"/>	0
Black or African American	<input type="text" value="0"/>	<input type="text" value="0"/>	<input type="text" value="0"/>	0	<input type="text" value="0"/>	0
Native Hawaiian or Other Pacific Islander	<input type="text" value="0"/>	<input type="text" value="0"/>	<input type="text" value="0"/>	0	<input type="text" value="0"/>	0
White	<input type="text" value="0"/>	<input type="text" value="1"/>	<input type="text" value="8"/>	9	<input type="text" value="1"/>	10
Two or more races	<input type="text" value="0"/>	<input type="text" value="0"/>	<input type="text" value="0"/>	0	<input type="text" value="0"/>	0
Race/ethnicity unknown	<input type="text" value="0"/>	<input type="text" value="0"/>	<input type="text" value="2"/>	2	<input type="text" value="0"/>	2
Total women	0	1	10	11	1	12

Grand total (men+women)	0	2	15	17	1	18
Grand total (men+women) 2020-21		2	15	17		17

Institution: University of Missouri-St Louis (178420)

User ID: 29C0011

Part A - Fall Enrollment for Part-time Undergraduate Students: CIP CODE:40.0000

Enrollment as of the institution's official fall reporting date or as of October 15, 2022

CIP CODE: 40.0000 – Physical Sciences

Part-time undergraduate students

- Report Hispanic/Latino individuals of any race as Hispanic/Latino
- Report race for non-Hispanic/Latino individuals only

Men

Enrolled for credit	Degree/certificate-seeking			Total degree/certificate-seeking	Non-degree/ non-certificate-seeking	Total, part-time undergraduate students
	First-time	Non-first-time				
		Transfer-in	Continuing/ Returning			
U.S. Nonresident	<input type="text" value="0"/>	<input type="text" value="0"/>	<input type="text" value="0"/>	0	<input type="text" value="0"/>	0
Hispanic/Latino	<input type="text" value="0"/>	<input type="text" value="0"/>	<input type="text" value="0"/>	0	<input type="text" value="0"/>	0
American Indian or Alaska Native	<input type="text" value="0"/>	<input type="text" value="0"/>	<input type="text" value="0"/>	0	<input type="text" value="0"/>	0
Asian	<input type="text" value="0"/>	<input type="text" value="0"/>	<input type="text" value="0"/>	0	<input type="text" value="0"/>	0
Black or African American	<input type="text" value="0"/>	<input type="text" value="0"/>	<input type="text" value="0"/>	0	<input type="text" value="0"/>	0
Native Hawaiian or Other Pacific Islander	<input type="text" value="0"/>	<input type="text" value="0"/>	<input type="text" value="0"/>	0	<input type="text" value="0"/>	0
White	<input type="text" value="0"/>	<input type="text" value="1"/>	<input type="text" value="13"/>	14	<input type="text" value="0"/>	14
Two or more races	<input type="text" value="0"/>	<input type="text" value="0"/>	<input type="text" value="0"/>	0	<input type="text" value="0"/>	0
Race and ethnicity unknown	<input type="text" value="0"/>	<input type="text" value="0"/>	<input type="text" value="2"/>	2	<input type="text" value="0"/>	2
Total men	0	1	15	16	0	16

Women

Enrolled for credit	Degree/certificate-seeking			Total degree/certificate-seeking	Non-degree/ non-certificate-seeking	Total, part-time undergraduate students
	First-time	Non-first-time				
		Transfer-in	Continuing/ Returning			
U.S. Nonresident	<input type="text" value="0"/>	<input type="text" value="0"/>	<input type="text" value="0"/>	0	<input type="text" value="0"/>	0
Hispanic/Latino	<input type="text" value="0"/>	<input type="text" value="0"/>	<input type="text" value="0"/>	0	<input type="text" value="0"/>	0
American Indian or Alaska Native	<input type="text" value="0"/>	<input type="text" value="0"/>	<input type="text" value="0"/>	0	<input type="text" value="0"/>	0
Asian	<input type="text" value="0"/>	<input type="text" value="0"/>	<input type="text" value="0"/>	0	<input type="text" value="0"/>	0
Black or African American	<input type="text" value="0"/>	<input type="text" value="0"/>	<input type="text" value="1"/>	1	<input type="text" value="0"/>	1
Native Hawaiian or Other Pacific Islander	<input type="text" value="0"/>	<input type="text" value="0"/>	<input type="text" value="0"/>	0	<input type="text" value="0"/>	0
White	<input type="text" value="0"/>	<input type="text" value="1"/>	<input type="text" value="4"/>	5	<input type="text" value="0"/>	5
Two or more races	<input type="text" value="0"/>	<input type="text" value="0"/>	<input type="text" value="0"/>	0	<input type="text" value="0"/>	0
Race and ethnicity unknown	<input type="text" value="0"/>	<input type="text" value="0"/>	<input type="text" value="2"/>	2	<input type="text" value="0"/>	2
Total women	0	1	7	8	0	8

Grand total (men+women)	0	2	22	24	0	24
Grand total (men+women) 2020-21		4	40	44		44

Institution: University of Missouri-St Louis (178420)

User ID: 29C0011

Part A - Fall Enrollment for Part-time Undergraduate Students: CIP CODE:52.0000

Enrollment as of the institution's official fall reporting date or as of October 15, 2022

CIP CODE: 52.0000 – Business, Management, Marketing and Related Support Services

Part-time undergraduate students

- Report Hispanic/Latino individuals of any race as Hispanic/Latino
- Report race for non-Hispanic/Latino individuals only

Men

Enrolled for credit	Degree/certificate-seeking			Total degree/certificate-seeking	Non-degree/ non-certificate-seeking	Total, part-time undergraduate students
	First-time	Non-first-time				
		Transfer-in	Continuing/ Returning			
U.S. Nonresident	0	0	0	0	0	0
Hispanic/Latino	0	0	10	10	0	10
American Indian or Alaska Native	0	0	0	0	0	0
Asian	0	0	3	3	0	3
Black or African American	0	2	14	16	1	17
Native Hawaiian or Other Pacific Islander	0	0	0	0	0	0
White	0	12	118	130	9	139
Two or more races	0	1	4	5	0	5
Race and ethnicity unknown	0	1	4	5	1	6
Total men	0	16	153	169	11	180

Women

Enrolled for credit	Degree/certificate-seeking			Total degree/certificate-seeking	Non-degree/ non-certificate-seeking	Total, part-time undergraduate students
	First-time	Non-first-time				
		Transfer-in	Continuing/ Returning			
U.S. Nonresident	0	0	0	0	0	0
Hispanic/Latino	0	4	3	7	1	8
American Indian or Alaska Native	0	0	1	1	0	1
Asian	0	0	4	4	0	4
Black or African American	1	5	28	34	1	35
Native Hawaiian or Other Pacific Islander	0	0	0	0	0	0
White	1	14	78	93	2	95
Two or more races	0	1	7	8	0	8
Race and ethnicity unknown	0	1	7	8	0	8
Total women	2	25	128	155	4	159

Grand total (men+women)	2	41	281	324	15	339
Grand total (men+women) 2020-21	1	50	361	412	42	454

Institution: University of Missouri-St Louis (178420)

User ID: 29C0011

Part A - Fall Enrollment for Undergraduate Students Total

Enrollment as of the institution's **official fall reporting date** or as of **October 15, 2022**

Undergraduate Students

Men

Students enrolled for credit	Total full-time undergraduate students	Total part-time undergraduate students	Grand total, all undergraduate students
U.S. Nonresident	53	29	82
Hispanic/Latino	76	125	201
American Indian or Alaska Native	5	12	17
Asian	115	173	288
Black or African American	231	329	560
Native Hawaiian or Other Pacific Islander	1	0	1
White	1,145	2,572	3,717
Two or more races	84	28	112
Race and ethnicity unknown	97	159	256
Total men	1,807	3,427	5,234

Women

Students enrolled for credit	Total full-time students	Total part-time students	Grand total, all students
U.S. Nonresident	62	17	79
Hispanic/Latino	100	175	275
American Indian or Alaska Native	4	20	24
Asian	108	239	347
Black or African American	464	585	1,049
Native Hawaiian or Other Pacific Islander	1	0	1
White	1,441	3,513	4,954
Two or more races	91	42	133
Race and ethnicity unknown	117	202	319
Total women	2,388	4,793	7,181
Grand Total (men+women)	4,195	8,220	12,415

Institution: University of Missouri-St Louis (178420)

User ID: 29C0011

Part A - Fall Enrollment for Graduate Students

Enrollment as of the institution's **official fall reporting date** or as of **October 15, 2022**

Graduate Students

Race/Ethnicity Reporting Reminder:

- Report Hispanic/Latino individuals of any race as Hispanic/Latino
- Report race for non-Hispanic/Latino individuals only

Graduate Student Reporting Reminder:

- Report all postbaccalaureate degree and certificate students as graduate students, including any doctor's-professional practice students (formerly first-professional)
- Even though Teacher Preparation certificate programs may require a bachelor's degree for admission, they are considered subbaccalaureate undergraduate programs, and students in these programs are undergraduate students.

Men

Enrolled for <u>credit</u>	Total <u>full-time</u>	Total <u>part-time</u>	Total graduate students
U.S. <u>Nonresident</u>	89	20	109
<u>Hispanic/Latino</u>	11	25	36
<u>American Indian or Alaska Native</u>	0	3	3
<u>Asian</u>	5	34	39
<u>Black or African American</u>	25	87	112
<u>Native Hawaiian or Other Pacific Islander</u>	0	0	0
<u>White</u>	166	374	540
Two or more races	9	13	22
<u>Race and ethnicity unknown</u>	32	15	47
Total men	337	571	908
Total men prior year	311	592	903

Women

Enrolled for <u>credit</u>	Total <u>full-time</u>	Total <u>part-time</u>	Total graduate students
U.S. <u>Nonresident</u>	91	12	103
<u>Hispanic/Latino</u>	13	40	53
<u>American Indian or Alaska Native</u>	0	2	2
<u>Asian</u>	25	38	63
<u>Black or African American</u>	90	279	369
<u>Native Hawaiian or Other Pacific Islander</u>	0	0	0
<u>White</u>	316	834	1,150
Two or more races	10	32	42
<u>Race and ethnicity unknown</u>	63	13	76
Total women	608	1,250	1,858
Total women prior year	564	1,375	1,939

Grand total (men+women)	945	1,821	2,766
Grand total (men+women) prior year	875	1,967	2,842

Institution: University of Missouri-St Louis (178420)

User ID: 29C0011

Part A - Fall Enrollment for Graduate Students: CIP CODE:13.0000

Enrollment as of the institution's **official fall reporting date** or as of **October 15, 2022**

CIP CODE: 13.0000 – Education

Graduate students

- Report Hispanic/Latino individuals of any race as Hispanic/Latino
- Report race for non-Hispanic/Latino individuals only
- Report all postbaccalaureate degree and certificate students as graduate students, including any doctor's-professional practice students (formerly first-professional)

Men

Students enrolled for <u>credit</u>	Total <u>full-time</u>	Total <u>part-time</u>	Total graduate students
U.S. Nonresident	<input type="text" value="1"/>	<input type="text" value="2"/>	3
Hispanic/Latino	<input type="text" value="2"/>	<input type="text" value="12"/>	14
American Indian or Alaska Native	<input type="text" value="0"/>	<input type="text" value="0"/>	0
Asian	<input type="text" value="1"/>	<input type="text" value="5"/>	6
Black or African American	<input type="text" value="10"/>	<input type="text" value="57"/>	67
Native Hawaiian or Other Pacific Islander	<input type="text" value="0"/>	<input type="text" value="0"/>	0
White	<input type="text" value="23"/>	<input type="text" value="116"/>	139
Two or more races	<input type="text" value="2"/>	<input type="text" value="4"/>	6
Race and ethnicity unknown	<input type="text" value="0"/>	<input type="text" value="5"/>	5
Total men	39	201	240

Women

Students enrolled for <u>credit</u>	Total <u>full-time</u>	Total <u>part-time</u>	Total graduate students
U.S. Nonresident	<input type="text" value="7"/>	<input type="text" value="0"/>	7
Hispanic/Latino	<input type="text" value="5"/>	<input type="text" value="27"/>	32
American Indian or Alaska Native	<input type="text" value="0"/>	<input type="text" value="1"/>	1
Asian	<input type="text" value="4"/>	<input type="text" value="15"/>	19
Black or African American	<input type="text" value="34"/>	<input type="text" value="172"/>	206
Native Hawaiian or Other Pacific Islander	<input type="text" value="0"/>	<input type="text" value="0"/>	0
White	<input type="text" value="86"/>	<input type="text" value="419"/>	505
Two or more races	<input type="text" value="2"/>	<input type="text" value="18"/>	20
Race and ethnicity unknown	<input type="text" value="1"/>	<input type="text" value="7"/>	8
Total women	139	659	798

Grand total (men+women)	178	860	1,038
Grand total (men+women) 2020-21	209	911	1,120

Institution: University of Missouri-St Louis (178420)

User ID: 29C0011

Part A - Fall Enrollment for Graduate Students: CIP CODE:14.0000

Enrollment as of the institution's official fall reporting date or as of October 15, 2022

CIP CODE: 14.0000 – Engineering

Graduate students

- Report Hispanic/Latino individuals of any race as Hispanic/Latino
- Report race for non-Hispanic/Latino individuals only
- Report all postbaccalaureate degree and certificate students as graduate students, including any doctor's-professional practice students (formerly first-professional)

Men

Students enrolled for credit	Total full-time	Total part-time	Total graduate students
U.S. Nonresident	<input type="text" value="0"/>	<input type="text" value="0"/>	0
Hispanic/Latino	<input type="text" value="0"/>	<input type="text" value="0"/>	0
American Indian or Alaska Native	<input type="text" value="0"/>	<input type="text" value="0"/>	0
Asian	<input type="text" value="0"/>	<input type="text" value="0"/>	0
Black or African American	<input type="text" value="0"/>	<input type="text" value="0"/>	0
Native Hawaiian or Other Pacific Islander	<input type="text" value="0"/>	<input type="text" value="0"/>	0
White	<input type="text" value="0"/>	<input type="text" value="0"/>	0
Two or more races	<input type="text" value="0"/>	<input type="text" value="0"/>	0
Race and ethnicity unknown	<input type="text" value="0"/>	<input type="text" value="0"/>	0
Total men	0	0	0

Women

Students enrolled for credit	Total full-time	Total part-time	Total graduate students
U.S. Nonresident	<input type="text" value="0"/>	<input type="text" value="0"/>	0
Hispanic/Latino	<input type="text" value="0"/>	<input type="text" value="0"/>	0
American Indian or Alaska Native	<input type="text" value="0"/>	<input type="text" value="0"/>	0
Asian	<input type="text" value="0"/>	<input type="text" value="0"/>	0
Black or African American	<input type="text" value="0"/>	<input type="text" value="0"/>	0
Native Hawaiian or Other Pacific Islander	<input type="text" value="0"/>	<input type="text" value="0"/>	0
White	<input type="text" value="0"/>	<input type="text" value="0"/>	0
Two or more races	<input type="text" value="0"/>	<input type="text" value="0"/>	0
Race and ethnicity unknown	<input type="text" value="0"/>	<input type="text" value="0"/>	0
Total women	0	0	0

Grand total (men+women)	0	0	0
Grand total (men+women) 2020-21			

Institution: University of Missouri-St Louis (178420)

User ID: 29C0011

Part A - Fall Enrollment for Graduate Students: CIP CODE:26.0000

Enrollment as of the institution's official fall reporting date or as of October 15, 2022

CIP CODE: 26.0000 – Biological and Biomedical Sciences

Graduate students

- Report Hispanic/Latino individuals of any race as Hispanic/Latino
- Report race for non-Hispanic/Latino individuals only
- Report all postbaccalaureate degree and certificate students as graduate students, including any doctor's-professional practice students (formerly first-professional)

Men

Students enrolled for credit	Total full-time	Total part-time	Total graduate students
U.S. Nonresident	6	1	7
Hispanic/Latino	0	0	0
American Indian or Alaska Native	0	0	0
Asian	0	1	1
Black or African American	0	2	2
Native Hawaiian or Other Pacific Islander	0	0	0
White	2	16	18
Two or more races	0	1	1
Race and ethnicity unknown	0	0	0
Total men	8	21	29

Women

Students enrolled for credit	Total full-time	Total part-time	Total graduate students
U.S. Nonresident	12	1	13
Hispanic/Latino	0	1	1
American Indian or Alaska Native	0	0	0
Asian	3	1	4
Black or African American	1	2	3
Native Hawaiian or Other Pacific Islander	0	0	0
White	8	23	31
Two or more races	0	0	0
Race and ethnicity unknown	1	1	2
Total women	25	29	54

Grand total (men+women)	33	50	83
Grand total (men+women) 2020-21	28	55	83

Institution: University of Missouri-St Louis (178420)

User ID: 29C0011

Part A - Fall Enrollment for Graduate Students: CIP CODE:27.0000

Enrollment as of the institution's **official fall reporting date** or as of **October 15, 2022**

CIP CODE: 27.0000 – Mathematics and Statistics

Graduate students

- Report Hispanic/Latino individuals of any race as Hispanic/Latino
- Report race for non-Hispanic/Latino individuals only
- Report all postbaccalaureate degree and certificate students as graduate students, including any doctor's-professional practice students (formerly first-professional)

Men

Students enrolled for <u>credit</u>	Total <u>full-time</u>	Total <u>part-time</u>	Total graduate students
U.S. Nonresident	<input type="text" value="4"/>	<input type="text" value="1"/>	5
Hispanic/Latino	<input type="text" value="0"/>	<input type="text" value="1"/>	1
American Indian or Alaska Native	<input type="text" value="0"/>	<input type="text" value="0"/>	0
Asian	<input type="text" value="0"/>	<input type="text" value="2"/>	2
Black or African American	<input type="text" value="0"/>	<input type="text" value="0"/>	0
Native Hawaiian or Other Pacific Islander	<input type="text" value="0"/>	<input type="text" value="0"/>	0
White	<input type="text" value="3"/>	<input type="text" value="15"/>	18
Two or more races	<input type="text" value="0"/>	<input type="text" value="0"/>	0
Race/ethnicity unknown	<input type="text" value="0"/>	<input type="text" value="2"/>	2
Total men	7	21	28

Women

Students enrolled for <u>credit</u>	Total <u>full-time</u>	Total <u>part-time</u>	Total graduate students
U.S. Nonresident	<input type="text" value="5"/>	<input type="text" value="1"/>	6
Hispanic/Latino	<input type="text" value="0"/>	<input type="text" value="0"/>	0
American Indian or Alaska Native	<input type="text" value="0"/>	<input type="text" value="0"/>	0
Asian	<input type="text" value="0"/>	<input type="text" value="2"/>	2
Black or African American	<input type="text" value="0"/>	<input type="text" value="2"/>	2
Native Hawaiian or Other Pacific Islander	<input type="text" value="0"/>	<input type="text" value="0"/>	0
White	<input type="text" value="3"/>	<input type="text" value="4"/>	7
Two or more races	<input type="text" value="0"/>	<input type="text" value="1"/>	1
Race/ethnicity unknown	<input type="text" value="0"/>	<input type="text" value="1"/>	1
Total women	8	11	19

Grand total (men+women)	15	32	47
Grand total (men+women) 2020-21	17	32	49

Institution: University of Missouri-St Louis (178420)

User ID: 29C0011

Part A - Fall Enrollment for Graduate Students: CIP CODE:40.0000

Enrollment as of the institution's official fall reporting date or as of October 15, 2022

CIP CODE: 40.0000 – Physical Sciences

Graduate students

- Report Hispanic/Latino individuals of any race as Hispanic/Latino
- Report race for non-Hispanic/Latino individuals only
- Report all postbaccalaureate degree and certificate students as graduate students, including any doctor's-professional practice students (formerly first-professional)

Men

Students enrolled for credit	Total full-time	Total part-time	Total graduate students
U.S. Nonresident	<input type="text" value="7"/>	<input type="text" value="0"/>	7
Hispanic/Latino	<input type="text" value="0"/>	<input type="text" value="0"/>	0
American Indian or Alaska Native	<input type="text" value="0"/>	<input type="text" value="0"/>	0
Asian	<input type="text" value="0"/>	<input type="text" value="2"/>	2
Black or African American	<input type="text" value="1"/>	<input type="text" value="1"/>	2
Native Hawaiian or Other Pacific Islander	<input type="text" value="0"/>	<input type="text" value="0"/>	0
White	<input type="text" value="3"/>	<input type="text" value="7"/>	10
Two or more races	<input type="text" value="0"/>	<input type="text" value="0"/>	0
Race and ethnicity unknown	<input type="text" value="1"/>	<input type="text" value="0"/>	1
Total men	12	10	22

Women

Students enrolled for credit	Total full-time	Total part-time	Total graduate students
U.S. Nonresident	<input type="text" value="7"/>	<input type="text" value="0"/>	7
Hispanic/Latino	<input type="text" value="0"/>	<input type="text" value="0"/>	0
American Indian or Alaska Native	<input type="text" value="0"/>	<input type="text" value="0"/>	0
Asian	<input type="text" value="1"/>	<input type="text" value="0"/>	1
Black or African American	<input type="text" value="0"/>	<input type="text" value="1"/>	1
Native Hawaiian or Other Pacific Islander	<input type="text" value="0"/>	<input type="text" value="0"/>	0
White	<input type="text" value="4"/>	<input type="text" value="7"/>	11
Two or more races	<input type="text" value="0"/>	<input type="text" value="0"/>	0
Race and ethnicity unknown	<input type="text" value="0"/>	<input type="text" value="0"/>	0
Total women	12	8	20

Grand total (men+women)	24	18	42
Grand total (men+women) 2020-21	39	17	56

Institution: University of Missouri-St Louis (178420)

User ID: 29C0011

Part A - Fall Enrollment for Graduate Students: CIP CODE:52.0000

Enrollment as of the institution's official fall reporting date or as of October 15, 2022

CIP CODE: 52.0000 – Business, Management, Marketing and Related Support Services

Graduate students

- Report Hispanic/Latino individuals of any race as Hispanic/Latino
- Report race for non-Hispanic/Latino individuals only
- Report all postbaccalaureate degree and certificate students as graduate students, including any doctor's-professional practice students (formerly first-professional)

Men

Students enrolled for credit	Total full-time	Total part-time	Total graduate students
U.S. Nonresident	21	8	29
Hispanic/Latino	4	5	9
American Indian or Alaska Native	0	2	2
Asian	1	12	13
Black or African American	9	12	21
Native Hawaiian or Other Pacific Islander	0	0	0
White	53	106	159
Two or more races	2	5	7
Race and ethnicity unknown	1	4	5
Total men	91	154	245

Women

Students enrolled for credit	Total full-time	Total part-time	Total graduate students
U.S. Nonresident	15	2	17
Hispanic/Latino	0	5	5
American Indian or Alaska Native	0	0	0
Asian	4	10	14
Black or African American	16	25	41
Native Hawaiian or Other Pacific Islander	0	0	0
White	39	103	142
Two or more races	2	2	4
Race and ethnicity unknown	0	1	1
Total women	76	148	224

Grand total (men+women)	167	302	469
Grand total (men+women) 2020-21	100	347	447

Institution: University of Missouri-St Louis (178420)

User ID: 29C0011

Part A - Fall Enrollment - Summary - Grand Totals

Fall Enrollment Summary

Men

Students enrolled for credit	Total full-time students	Total part-time students	Grand total, all students
U.S. Nonresident	142	49	191
Hispanic/Latino	87	150	237
American Indian or Alaska Native	5	15	20
Asian	120	207	327
Black or African American	256	416	672
Native Hawaiian or Other Pacific Islander	1	0	1
White	1,311	2,946	4,257
Two or more races	93	41	134
Race and ethnicity unknown	129	174	303
Total men	2,144	3,998	6,142

Women

Students enrolled for credit	Total full-time students	Total part-time students	Grand total, all students
U.S. Nonresident	153	29	182
Hispanic/Latino	113	215	328
American Indian or Alaska Native	4	22	26
Asian	133	277	410
Black or African American	554	864	1,418
Native Hawaiian or Other Pacific Islander	1	0	1
White	1,757	4,347	6,104
Two or more races	101	74	175
Race and ethnicity unknown	180	215	395
Total women	2,996	6,043	9,039
Grand Total (men+women)	5,140	10,041	15,181

Institution: University of Missouri-St Louis (178420)

User ID: 29C0011

Part A - Fall Enrollment - Summary: CIP CODE:13.0000

Fall Enrollment Totals

CIP CODE: 13.0000 – Education

Men

Students enrolled for credit	Total full-time students	Total part-time students	Grand total, all students
<u>U.S. Nonresident</u>	1	2	3
<u>Hispanic/Latino</u>	3	12	15
<u>American Indian or Alaska Native</u>	0	2	2
<u>Asian</u>	3	6	9
<u>Black or African American</u>	16	65	81
<u>Native Hawaiian or Other Pacific Islander</u>	0	0	0
<u>White</u>	88	155	243
<u>Two or more races</u>	5	6	11
<u>Race and ethnicity unknown</u>	4	9	13
Total men	120	257	377

Women

Students enrolled for credit	Total full-time students	Total part-time students	Grand total, all students
<u>U.S. Nonresident</u>	7	0	7
<u>Hispanic/Latino</u>	18	27	45
<u>American Indian or Alaska Native</u>	0	1	1
<u>Asian</u>	7	16	23
<u>Black or African American</u>	69	184	253
<u>Native Hawaiian or Other Pacific Islander</u>	1	0	1
<u>White</u>	310	468	778
<u>Two or more races</u>	14	19	33
<u>Race and ethnicity unknown</u>	14	9	23
Total women	440	724	1,164
Grand Total (men+women)	560	981	1,541

Institution: University of Missouri-St Louis (178420)

User ID: 29C0011

Part A - Fall Enrollment - Summary: CIP CODE:14.0000

Fall Enrollment Totals

CIP CODE: 14.0000 – Engineering

Men

Students enrolled for credit	Total full-time students	Total part-time students	Grand total, all students
U.S. Nonresident	2	1	3
Hispanic/Latino	2	1	3
American Indian or Alaska Native	0	0	0
Asian	8	1	9
Black or African American	16	6	22
Native Hawaiian or Other Pacific Islander	0	0	0
White	58	63	121
Two or more races	3	5	8
Race and ethnicity unknown	3	2	5
Total men	92	79	171

Women

Students enrolled for credit	Total full-time students	Total part-time students	Grand total, all students
U.S. Nonresident	3	0	3
Hispanic/Latino	0	1	1
American Indian or Alaska Native	0	0	0
Asian	2	2	4
Black or African American	5	1	6
Native Hawaiian or Other Pacific Islander	0	0	0
White	11	14	25
Two or more races	0	0	0
Race and ethnicity unknown	2	1	3
Total women	23	19	42
Grand Total (men+women)	115	98	213

Institution: University of Missouri-St Louis (178420)

User ID: 29C0011

Part A - Fall Enrollment - Summary: CIP CODE:26.0000

Fall Enrollment Totals

CIP CODE: 26.0000 – Biological and Biomedical Sciences

Men

Students enrolled for credit	Total full-time students	Total part-time students	Grand total, all students
U.S. Nonresident	9	2	11
Hispanic/Latino	4	0	4
American Indian or Alaska Native	1	0	1
Asian	6	4	10
Black or African American	13	9	22
Native Hawaiian or Other Pacific Islander	0	0	0
White	70	49	119
Two or more races	3	1	4
Race and ethnicity unknown	4	3	7
Total men	110	68	178

Women

Students enrolled for credit	Total full-time students	Total part-time students	Grand total, all students
U.S. Nonresident	21	1	22
Hispanic/Latino	10	5	15
American Indian or Alaska Native	0	0	0
Asian	18	1	19
Black or African American	27	11	38
Native Hawaiian or Other Pacific Islander	0	0	0
White	105	52	157
Two or more races	8	4	12
Race and ethnicity unknown	17	5	22
Total women	206	79	285
Grand Total (men+women)	316	147	463

Institution: University of Missouri-St Louis (178420)

User ID: 29C0011

Part A - Fall Enrollment - Summary: CIP CODE:27.0000

Fall Enrollment Totals

CIP CODE: 27.0000 – Mathematics and Statistics

Men

Students enrolled for credit	Total full-time students	Total part-time students	Grand total, all students
U.S. Nonresident	5	1	6
Hispanic/Latino	2	1	3
American Indian or Alaska Native	0	0	0
Asian	0	3	3
Black or African American	0	2	2
Native Hawaiian or Other Pacific Islander	0	0	0
White	18	18	36
Two or more races	1	0	1
Race and ethnicity unknown	2	2	4
Total men	28	27	55

Women

Students enrolled for credit	Total full-time students	Total part-time students	Grand total, all students
U.S. Nonresident	5	1	6
Hispanic/Latino	0	0	0
American Indian or Alaska Native	0	0	0
Asian	0	2	2
Black or African American	3	2	5
Native Hawaiian or Other Pacific Islander	0	0	0
White	5	14	19
Two or more races	0	1	1
Race and ethnicity unknown	0	3	3
Total women	13	23	36
Grand Total (men+women)	41	50	91

Institution: University of Missouri-St Louis (178420)

User ID: 29C0011

Part A - Fall Enrollment - Summary: CIP CODE:40.0000

Fall Enrollment Totals

CIP CODE: 40.0000 – Physical Sciences

Men

Students enrolled for credit	Total full-time students	Total part-time students	Grand total, all students
U.S. Nonresident	9	0	9
Hispanic/Latino	1	0	1
American Indian or Alaska Native	0	0	0
Asian	1	2	3
Black or African American	8	1	9
Native Hawaiian or Other Pacific Islander	0	0	0
White	26	21	47
Two or more races	2	0	2
Race and ethnicity unknown	2	2	4
Total men	49	26	75

Women

Students enrolled for credit	Total full-time students	Total part-time students	Grand total, all students
U.S. Nonresident	9	0	9
Hispanic/Latino	1	0	1
American Indian or Alaska Native	0	0	0
Asian	3	0	3
Black or African American	6	2	8
Native Hawaiian or Other Pacific Islander	0	0	0
White	12	12	24
Two or more races	0	0	0
Race and ethnicity unknown	1	2	3
Total women	32	16	48

Grand Total (men+women)	81	42	123
--------------------------------	-----------	-----------	------------

Institution: University of Missouri-St Louis (178420)

User ID: 29C0011

Part A - Fall Enrollment - Summary: CIP CODE:52.0000

Fall Enrollment Totals

CIP CODE: 52.0000 – Business, Management, Marketing and Related Support Services

Men

Students enrolled for credit	Total full-time students	Total part-time students	Grand total, all students
U.S. Nonresident	37	8	45
Hispanic/Latino	28	15	43
American Indian or Alaska Native	1	2	3
Asian	22	15	37
Black or African American	61	29	90
Native Hawaiian or Other Pacific Islander	1	0	1
White	351	245	596
Two or more races	19	10	29
Race and ethnicity unknown	36	10	46
Total men	556	334	890

Women

Students enrolled for credit	Total full-time students	Total part-time students	Grand total, all students
U.S. Nonresident	28	2	30
Hispanic/Latino	16	13	29
American Indian or Alaska Native	2	1	3
Asian	30	14	44
Black or African American	74	60	134
Native Hawaiian or Other Pacific Islander	0	0	0
White	275	198	473
Two or more races	13	10	23
Race and ethnicity unknown	12	9	21
Total women	450	307	757

Grand Total (men+women)	1,006	641	1,647
--------------------------------	--------------	------------	--------------

Institution: University of Missouri-St Louis (178420)

User ID: 29C0011

Part A - Fall Enrollment- Gender Unknown or another gender than Men/Women categories

Part A - Fall Enrollment - Gender Unknown or another gender than Provided Categories

- The 'gender unknown' category is to report students for whom the institution does not know a gender.
- Institutions should not ask students that do not select a binary gender to allocate themselves to a binary gender category; it is up to the institution to allocate unknown students and students that indicate another gender into the binary categories throughout the forms where required. One commonly used method to allocate students is to use the known portion of men to women.

Is your institution able to report another gender for the 2022-23 data collection? If you indicate 'No', your institution should leave the cells in the rows for 'Another gender' blank (i.e., do not report 0). If you indicate 'Yes', but no students identified as another gender, please enter '0'.

Undergraduate students:

- Yes
 No

Graduate students:

- Yes
 No

Of the total students reported, how many students did you allocate to a binary gender category (Men/Women) because their gender was unknown or another gender than the provided categories?

		Number of students	
		Undergraduate students	Graduate students
Grand total		12,415	2,766
	Gender unknown (i.e., gender information is not known or not collected).	34	30
	Another gender (i.e., gender information is known but does not fall into either of the mutually exclusive binary categories provided [Men/Women]).	[]	[]
	Total of Gender unknown + Another gender	34	30
	Total of Students for whom gender is known and falls into one of the mutually exclusive binary categories provided [Men/Women]	12,381	2,736


Institution: University of Missouri-St Louis (178420)

User ID: 29C0011

Part A - Fall Enrollment by Distance Education Status

Enrollment as of the institution's **official fall reporting date** or as of **October 15, 2022**

	Undergraduate Students		Graduate Students
	Degree/certificate-seeking	Non-degree/non-certificate-seeking	
i Enrolled <i>exclusively</i> in distance education courses	1,569	426	749
Enrolled in <i>at least one</i> but not all distance education courses	2,776	126	688
<i>Not enrolled</i> in any distance education courses	1,033	6,485	1,329
Total (from prior part A screens)	5,378	7,037	2,766

 You may use the box below to provide additional context for the data you have reported above. Context notes will be posted on the College Navigator website. Therefore, you should write all context notes using proper grammar (e.g., complete sentences with punctuation) and common language that can be easily understood by students and parents (e.g., spell out acronyms).

Institution: University of Missouri-St Louis (178420)

User ID: 29C0011

Part A - Fall Enrollment by Distance Education Status

Of those students *exclusively* enrolled in distance education courses, report the number that are:

		Undergraduate Students		Graduate Students
		Degree/certificate-seeking	Non-degree/non-certificate-seeking	
Located in	MO	1,462	405	648
Located in the U.S. but not in	MO	99	20	92
Located in the U.S. but state/jurisdiction unknown		0	0	0
Located outside the U.S.		7	1	9
Location unknown/unreported		1	0	0
Total students exclusively enrolled in distance education (from section above)		1,569	426	749

Institution: University of Missouri-St Louis (178420)

User ID: 29C0011

Part B - Fall Enrollment by Age and Gender for Full-time Undergraduate Students

Enrollment as of the institution's official fall reporting date or as of October 15, 2022

NOTE: These data are optional this year.

Age	Full-time Undergraduate Students	
	Men	Women
Under 18	121	172
18-19	263	401
20-21	507	696
22-24	504	612
25-29	250	255
30-34	77	127
35-39	41	58
40-49	31	52
50-64	11	14
65 and over	2	1
Age unknown/unreported	0	0
Total full-time undergraduate students (from part A)	1,807	2,388

Institution: University of Missouri-St Louis (178420)

User ID: 29C0011

Part B - Fall Enrollment by Age and Gender for Part-time Undergraduate Students

Enrollment as of the institution's official fall reporting date or as of October 15, 2022

NOTE: These data are optional this year.

Age	Part-time Undergraduate Students	
	Men	Women
Under 18	2,346	3,595
18-19	280	325
20-21	70	69
22-24	209	249
25-29	240	209
30-34	126	137
35-39	71	75
40-49	57	92
50-64	23	38
65 and over	5	4
Age unknown/unreported	0	0
Total part-time undergraduate students (from part A)	3,427	4,793

Institution: University of Missouri-St Louis (178420)

User ID: 29C0011

Part B - Fall Enrollment by Age and Gender for Full-time Graduate Students

Enrollment as of the institution's official fall reporting date or as of October 15, 2022

NOTE: These data are optional this year.

Age	Full-time Graduate Students	
	Men	Women
Under 18	<input type="text" value=""/>	<input type="text" value=""/>
18-19	<input type="text" value="1"/>	<input type="text" value="0"/>
20-21	<input type="text" value="5"/>	<input type="text" value="13"/>
22-24	<input type="text" value="115"/>	<input type="text" value="229"/>
25-29	<input type="text" value="117"/>	<input type="text" value="195"/>
30-34	<input type="text" value="40"/>	<input type="text" value="55"/>
35-39	<input type="text" value="22"/>	<input type="text" value="42"/>
40-49	<input type="text" value="27"/>	<input type="text" value="47"/>
50-64	<input type="text" value="9"/>	<input type="text" value="25"/>
65 and over	<input type="text" value="1"/>	<input type="text" value="2"/>
Age unknown/unreported	0	0
Total full-time graduate students (from part A)	337	608

Institution: University of Missouri-St Louis (178420)

User ID: 29C0011

Part B - Fall Enrollment by Age and Gender for Part-time Graduate Students

Enrollment as of the institution's official fall reporting date or as of October 15, 2022

NOTE: These data are optional this year.

Age	Part-time Graduate Students	
	Men	Women
Under 18	<input type="text"/>	<input type="text"/>
18-19	<input type="text"/>	<input type="text"/>
20-21	<input type="text" value="5"/>	<input type="text" value="8"/>
22-24	<input type="text" value="62"/>	<input type="text" value="159"/>
25-29	<input type="text" value="133"/>	<input type="text" value="331"/>
30-34	<input type="text" value="103"/>	<input type="text" value="245"/>
35-39	<input type="text" value="88"/>	<input type="text" value="151"/>
40-49	<input type="text" value="106"/>	<input type="text" value="213"/>
50-64	<input type="text" value="66"/>	<input type="text" value="132"/>
65 and over	<input type="text" value="8"/>	<input type="text" value="11"/>
Age unknown/unreported	0	0
Total part-time graduate students (from part A)	571	1,250


Institution: University of Missouri-St Louis (178420)

User ID: 29C0011

Part C - Screening Question

Did any of your first-time degree/certificate-seeking undergraduate students (reported in Part A) enroll within 12 months of graduating high school or receiving their GED?

- No, we do not have any first-time students who enrolled within 12 months of their high school graduation.
- Yes, we have first-time students who enrolled within 12 months of their high school graduation.

 You may use the box below to provide additional context for the data you have reported above. Context notes will be posted on the College Navigator website. Therefore, you should write all context notes using proper grammar (e.g., complete sentences with punctuation) and common language that can be easily understood by students and parents (e.g., spell out acronyms).

Institution: University of Missouri-St Louis (178420)

User ID: 29C0011

Part C - Residence of First-time Undergraduates

Enrollment as of the institution's **official fall reporting date** or as of **October 15, 2022**

Enter at least one zero, where applicable, to verify that the screen has not been skipped.

State of residence when student was first admitted	FIPS Code	Total first-time degree/certificate-seeking undergraduates (1)	Of students in column 1, those who enrolled within 12 months of high school graduation or receiving their GED (2)
Alabama	01	<input type="text"/>	<input type="text"/>
Alaska	02	<input type="text"/>	<input type="text"/>
Arizona	04	<input type="text" value="1"/>	<input type="text" value="1"/>
Arkansas	05	<input type="text" value="2"/>	<input type="text" value="2"/>
California	06	<input type="text" value="2"/>	<input type="text" value="2"/>
Colorado	08	<input type="text"/>	<input type="text"/>
Connecticut	09	<input type="text"/>	<input type="text"/>
Delaware	10	<input type="text"/>	<input type="text"/>
District of Columbia	11	<input type="text"/>	<input type="text"/>
Florida	12	<input type="text"/>	<input type="text"/>
Georgia	13	<input type="text"/>	<input type="text"/>
Hawaii	15	<input type="text"/>	<input type="text"/>
Idaho	16	<input type="text"/>	<input type="text"/>
Illinois	17	<input type="text" value="41"/>	<input type="text" value="39"/>
Indiana	18	<input type="text" value="2"/>	<input type="text" value="2"/>
Iowa	19	<input type="text" value="2"/>	<input type="text" value="2"/>
Kansas	20	<input type="text" value="1"/>	<input type="text" value="1"/>
Kentucky	21	<input type="text" value="1"/>	<input type="text" value="1"/>
Louisiana	22	<input type="text" value="1"/>	<input type="text" value="1"/>
Maine	23	<input type="text"/>	<input type="text"/>

Institution: University of Missouri-St Louis (178420)

User ID: 29C0011

Part C - Residence of First-time Undergraduates

Enrollment as of the institution's **official fall reporting date** or as of **October 15, 2022**

Enter at least one zero, where applicable, to verify that the screen has not been skipped.

State of residence when student was first admitted	FIPS Code	Total first-time degree/certificate-seeking undergraduates (1)	Of students in column 1, those who enrolled within 12 months of high school graduation or receiving their GED (2)
Maryland	24	<input type="text"/>	<input type="text"/>
Massachusetts	25	<input type="text"/>	<input type="text"/>
Michigan	26	<input type="text"/>	<input type="text"/>
Minnesota	27	<input type="text" value="1"/>	<input type="text" value="0"/>
Mississippi	28	<input type="text"/>	<input type="text"/>
Missouri	29	<input type="text" value="351"/>	<input type="text" value="299"/>
Montana	30	<input type="text"/>	<input type="text"/>
Nebraska	31	<input type="text" value="1"/>	<input type="text" value="1"/>
Nevada	32	<input type="text"/>	<input type="text"/>
New Hampshire	33	<input type="text"/>	<input type="text"/>
New Jersey	34	<input type="text"/>	<input type="text"/>
New Mexico	35	<input type="text" value="1"/>	<input type="text" value="1"/>
New York	36	<input type="text"/>	<input type="text"/>
North Carolina	37	<input type="text"/>	<input type="text"/>
North Dakota	38	<input type="text"/>	<input type="text"/>
Ohio	39	<input type="text"/>	<input type="text"/>
Oklahoma	40	<input type="text" value="1"/>	<input type="text" value="1"/>
Oregon	41	<input type="text"/>	<input type="text"/>
Pennsylvania	42	<input type="text"/>	<input type="text"/>
Rhode Island	44	<input type="text"/>	<input type="text"/>

Institution: University of Missouri-St Louis (178420)


User ID: 29C0011

Part C - Residence of First-time Undergraduates

Enrollment as of the institution's **official fall reporting date** or as of **October 15, 2022**

Enter at least one zero, where applicable, to verify that the screen has not been skipped.

State of residence when student was first admitted	FIPS Code	Total first-time degree/certificate-seeking undergraduates (1)	Of students in column 1, those who enrolled within 12 months of high school graduation or receiving their GED (2)
South Carolina	45	<input type="text"/>	<input type="text"/>
South Dakota	46	<input type="text"/>	<input type="text"/>
Tennessee	47	<input type="text" value="2"/>	<input type="text" value="1"/>
Texas	48	<input type="text" value="3"/>	<input type="text" value="3"/>
Utah	49	<input type="text"/>	<input type="text"/>
Vermont	50	<input type="text"/>	<input type="text"/>
Virginia	51	<input type="text"/>	<input type="text"/>
Washington	53	<input type="text" value="1"/>	<input type="text" value="1"/>
West Virginia	54	<input type="text"/>	<input type="text"/>
Wisconsin	55	<input type="text" value="1"/>	<input type="text" value="1"/>
Wyoming	56	<input type="text"/>	<input type="text"/>
State Unknown	57	<input type="text"/>	<input type="text"/>
American Samoa	60	<input type="text"/>	<input type="text"/>
Federated States of Micronesia	64	<input type="text"/>	<input type="text"/>
Guam	66	<input type="text"/>	<input type="text"/>
Marshall Islands	68	<input type="text"/>	<input type="text"/>
Northern Marianas	69	<input type="text"/>	<input type="text"/>
Palau	70	<input type="text"/>	<input type="text"/>
Puerto Rico	72	<input type="text"/>	<input type="text"/>
Virgin Islands	78	<input type="text"/>	<input type="text"/>
Foreign Countries	90	<input type="text" value="28"/>	<input type="text" value="9"/>
Residence unknown/unreported	98	<input type="text" value="0"/>	<input type="text"/>
Total first-time degree/certificate-seeking undergraduates (from Part A)		443	368

 You may use the box below to provide additional context for the data you have reported above. Context notes will be posted on the College Navigator website. Therefore, you should write all context notes using proper grammar (e.g., complete sentences with punctuation) and common language that can be easily understood by students and parents (e.g., spell out acronyms).

Institution: University of Missouri-St Louis (178420)

User ID: 29C0011

Part D - Total Undergraduate Entering Class

Total Undergraduate Entering Class, Fall 2022

D1	Total full-time, first-time degree/certificate-seeking undergraduates from Part A (GR cohort)	415
D2	Total <u>first-time</u> degree/certificate-seeking undergraduates (full-time + part-time) from Part A	443
D3	Total <u>transfer-in (non-first-time entering)</u> , degree/certificate-seeking undergraduates (full-time + part-time) from Part A	1,024
D4	Total <u>non-degree/non-certificate-seeking</u> undergraduates (full-time + part-time) from Part A	7,037
D5	Of the total non-degree/non-certificate-seeking undergraduates displayed on line D4, the number that are new to the institution in Fall 2022	122
D6	Total <u>entering students</u> at the undergraduate level Note: This is calculated as first-time students (line D2) + students transferring to the institution (line D3) + non-degree/non-certificate-seeking undergraduates entering in Fall 2022 (line D5).	1,589
D7	Percentage of undergraduate entering class represented by your GR cohort (line D1/line D6)	26

Institution: University of Missouri-St Louis (178420)

User ID: 29C0011

Part E - First-time Bachelor's Cohort Retention Rates (Full-time)

Retention Rates - Full-time, First-time Bachelor's Cohort from Fall 2021

Academic reporters determine the cohort and retention as of the institution's official fall reporting date or as of October 15. Program reporters determine the cohort with enrollment any time between August 1 and October 31, 2021 and retention based on August 1, 2022.

The retention rate is calculated by the system after clicking "Save" on the screen. Exclusions are subtracted from and inclusions are added to the original cohort and the resulting adjusted cohort is used for calculating the retention rate.

Retention Data Reporting Reminders:

- Include only **full-time, first-time bachelor's** students in this cohort.
- Determine the full-time cohort using Fall 2021 status (e.g., if a student was full-time in Fall 2021, report them in the full-time cohort regardless of their Fall 2022 status).
- If there are no students to report in the cohort, enter zero. Do not leave the field blank.
- Report in the exclusions box (line E2a) the number of students from the cohort who left the institution for any of the following reasons: died or were totally and permanently disabled; to serve in the armed forces (including those called to active duty); to serve with a foreign aid service of the Federal Government (e.g., Peace Corps); or to serve on official church missions.
- Report in the inclusion box (line E2b) first-time bachelor's-seeking study abroad students who were excluded from the first-time cohort (line E1) but who have re-enrolled at the institution their second year.

FULL-TIME, FIRST-TIME BACHELOR'S COHORT RETENTION:			Prior year data (Fall 2020 cohort)	
E1	Full-time, first-time Fall 2021 bachelor's cohort	<input checked="" type="checkbox"/> <input type="text" value="270"/>	398	
E2a	Exclusions from the Fall 2021 cohort	<input type="text" value="3"/>	0	
E2b	Inclusion to the Fall 2021 cohort	<input type="text" value="0"/>	0	
E3	Adjusted Fall 2021 cohort (line E1- E2a + E2b)	267	398	
E4	Students from Fall 2021 cohort still enrolled as of Fall 2022	<input type="text" value="200"/>	290	
E5	Full-time, first-time Fall 2021 bachelor's cohort retention rate (line E4 / line E3)	75 %	73 %	

The notes below provide context for the data you've reported above and **may** be posted on the College Navigator website.

Choose one option that best explains your data or choose "Not Applicable" if you do not wish to provide context notes. If none of the options provided explain your institution's data, then choose "Other" and write your own context notes. Therefore, you should write all context notes using proper grammar (e.g., complete sentences with punctuation) and common language that can be easily understood by students and parents (e.g., spell out acronyms).

Not Applicable ▼

Institution: University of Missouri-St Louis (178420)

User ID: 29C0011

Part E - First-time Bachelor's Cohort Retention Rates (Part-time)

Retention Rates - Part-time, First-time Bachelor's Cohort from Fall 2021


Academic reporters determine the cohort and retention as of the institution's official fall reporting date or as of October 15. Program reporters determine the cohort with enrollment any time between August 1 and October 31, 2021 and retention based on August 1, 2022.

The retention rate is calculated by the system after clicking "Save" on the screen. Exclusions are subtracted from the original cohort and the resulting adjusted cohort is used for calculating the retention rate.

Retention Data Reporting Reminders:

- Include only **part-time, first-time bachelor's** students in this cohort.
- Determine part-time using Fall 2021 attendance status (e.g., if a student was part-time in Fall 2021, report them in the part-time cohort regardless of their Fall 2022 status).
- If there are no students to report in the cohort, enter zero. Do not leave the field blank.
- Report in the exclusions box (line E7a) the number of students from the cohort who left the institution for any of the following reasons: died or were totally and permanently disabled; to serve in the armed forces (including those called to active duty); to serve with a foreign aid service of the Federal Government (e.g., Peace Corps); or to serve on official church missions.
- Report in the inclusion box (line E7b) first-time bachelor's-seeking study abroad students who were excluded from the first-time cohort (line E6) but who have re-enrolled at the institution their second year.

PART-TIME, FIRST-TIME BACHELOR'S COHORT RETENTION:		Prior year data (Fall 2020 cohort)	
E6	Part-time, first-time Fall 2021 bachelor's cohort	<input type="text" value="25"/>	19
E7a	Exclusions from the Fall 2021 cohort	<input type="text" value="1"/>	0
E7b	Inclusions to the Fall 2021 cohort	<input type="text" value="0"/>	0
E8	Adjusted Fall 2021 cohort (line E6 - E7a + E7b)	24	19
E9	Students from Fall 2021 cohort still enrolled as of Fall 2022	<input type="text" value="4"/>	7
E10	Part-time, first-time Fall 2021 bachelor's cohort retention rate (line E9 / line E8)	<input checked="" type="checkbox"/> 17 %	37 %

 The notes below provide context for the data you've reported above and **may** be posted on the College Navigator website. Choose one option that best explains your data or choose "Not Applicable" if you do not wish to provide context notes. If none of the options provided explain your institution's data, then choose "Other" and write your own context notes. Therefore, you should write all context notes using proper grammar (e.g., complete sentences with punctuation) and common language that can be easily understood by students and parents (e.g., spell out acronyms).

Institution: University of Missouri-St Louis (178420)

User ID: 29C0011

Part F - Student-to-Faculty Ratio

Student-to-Faculty Ratio

Please provide your institution's student-to-faculty ratio (i.e., student-to-instructional staff) for undergraduate programs for Fall 2022. The student-to-faculty ratio and any accompanying context that is provided will be displayed on College Navigator.

Note: Logic in this item is similar to item I-2 from the Common Data Set data collection.

Click [here](#) to use a worksheet to help you determine the student-to-faculty ratio


Student-to-faculty ratio

to 1

Student-to-faculty ratio prior year

14

to 1

 You may use the box below to provide additional context for the data you have reported above. Context notes will be posted on the College Navigator website. Therefore, you should write all context notes using proper grammar (e.g., complete sentences with punctuation) and common language that can be easily understood by students and parents (e.g., spell out acronyms).

Institution: University of Missouri-St Louis (178420)

User ID: 29C0011

Prepared by

Reporting Reminders:

- The name of the preparer is being collected so that we can follow up with the appropriate person in the event that there are questions concerning the data.
- The Keyholder will be copied on all email correspondence to other preparers.
- The time it took to prepare this component is being collected so that we can continue to improve our estimate of the reporting burden associated with IPEDS.
- Please include in your estimate the time it took for you to review instructions, query and search data sources, complete and review the component, and submit the data through the Data Collection System.
- Thank you for your assistance.

This survey component was prepared by:

<input checked="" type="radio"/>	Keyholder	<input type="radio"/>	SFA Contact	<input type="radio"/>	HR Contact
<input type="radio"/>	Finance Contact	<input type="radio"/>	Academic Library Contact	<input type="radio"/>	Other
Name: <input type="text" value="Randy Sade"/>					
Email: <input type="text" value="SadeR@umsystem.edu"/>					

How many staff from your institution only were involved in the data collection and reporting process of this survey component?

Number of Staff (including yourself)

How many hours did you and others from your institution only spend on each of the steps below when responding to this survey component?
Exclude the hours spent collecting data for state and other reporting purposes.

Staff member	Collecting Data Needed	Revising Data to Match IPEDS Requirements	Entering Data	Revising and Locking Data
Your office	<input type="text" value="21.00"/> hours	<input type="text" value="1.50"/> hours	<input type="text" value="2.00"/> hours	<input type="text" value="2.00"/> hours
Other offices	<input type="text" value="63.00"/> hours	<input type="text" value="5.00"/> hours	<input type="text" value="4.00"/> hours	<input type="text" value="2.50"/> hours

Summary

Fall Enrollment Survey Summary

IPEDS collects important information regarding your institution. All data reported in IPEDS survey components become available in the IPEDS Data Center and appear as aggregated data in various Department of Education reports. Additionally, some of the reported data appears specifically for your institution through the College Navigator website and is included in your institution's Data Feedback Report (DFR). The purpose of this summary is to provide you an opportunity to view some of the data that, when accepted through the IPEDS quality control process, will appear on the College Navigator website and/or your DFR. College Navigator is updated approximately three months after the data collection period closes and Data Feedback Reports will be available through the [Data Center](#) and sent to your institution's CEO in November 2023.

Please review your data for accuracy. If you have questions about the data displayed below after reviewing the data reported on the survey screens, please contact the IPEDS Help Desk at: 1-877-225-2568 or ipedshelp@rti.org.

Four-Year Institutions with Graduate Students

Student Enrollment	
Total enrollment	15,181
Undergraduate enrollment	12,415
Undergraduate transfer-in enrollment	1,024
Graduate enrollment	2,766
Student-to-faculty ratio	13 to 1

Student Characteristics (All Students)	
Percent of all students who are female	60%
Percent of all students by race/ethnicity:	
American Indian or Alaska Native	0%
Asian	5%
Black or African American	14%
Hispanic/Latino	4%
Native Hawaiian or Pacific Islander	0%
White	68%
Two or More Races	2%
Race and ethnicity unknown	5%
U.S. Nonresident	2%

Undergraduate Student Characteristics	
Percent of undergraduates who are female	58%
Percent of undergraduates who are full-time	34%
Percent of undergraduates by race/ethnicity:	
American Indian or Alaska Native	0%
Asian	5%
Black or African American	13%
Hispanic/Latino	4%
Native Hawaiian or Pacific Islander	0%
White	70%
Two or More Races	2%
Race and ethnicity unknown	5%
U.S. Nonresident	1%

Undergraduate Retention and Graduation Rate Cohort	
First-time, full-time bachelor's seeking student retention rate	75%
First-time, part-time bachelor's seeking student retention rate	17%
Graduation rate cohort as percent of total entering students	26%

Graduate Student Characteristics	
Percent of graduate students who are female	67%
Percent of graduate students who are full-time	34%

Edit Report

Fall Enrollment

Source	Description	Severity	Resolved	Options
Screen: Fall Enrollment - CIP CODE Selection				
Upload File	You indicated that your institution does not enroll students in Medicine (M.D.) fields, but your Completions data reported during the fall collection includes completers in Medicine (M.D.) programs. Please correct your data or provide an explanation for this discrepancy. (Error #6142)	Explanation	Yes	
Reason	The 51.1201-Medicine in completions is a single graduate certificate program which no student is currently enrolled in as their primary program of study.			
Screen: Part A - Fall Enrollment for Full-Time Undergraduate Students				
Upload File	The number entered is outside the expected range when compared with the prior year value. Please correct your data or explain. (Error #6304)	Explanation	Yes	
Reason	Increase in full-time first-time degree-seeking Women is primarily due to 29 more entering the BSN Nursing and 10 more in the BS Elementary Education programs than the prior year.			
Screen: Part E - First-time Bachelor's Cohort Retention Rates (Full-time)				
Screen Entry	The full-time, first-time bachelor's cohort reported in Part E (270) is outside the expected range when compared with the prior year value (Fall 2020 cohort). Please correct your data or explain. (Error #6164)	Explanation	Yes	
Reason	This is correct since it matches last year's reported first-time degree-seeking full-time undergraduates in the IPEDS Fall Enrollment.			
Screen: Part E - First-time Bachelor's Cohort Retention Rates (Part-time)				
Screen Entry	The calculated cohort retention rate is outside the expected range when compared with the prior year value. Please correct your data or explain. (Error #6308)	Explanation	Yes	
Reason	The larger than expected decrease is due to both the numerator and denominator being a small amount, any modest change in both will greatly change the percentage.			