

IPEDS 2023-24 Data Collection System

IPEDS HELP DESK (877) 225-2568 | ipedshelp@rti.org
OMB NO. 1850-0582 v.32 : Approval Expires 8/31/2025
User ID: 29C0011

Fall Enrollment 2023-24

Institution: University of Missouri-St Louis (178420)

User ID: 29C0011

Overview

Fall Enrollment Overview

The Fall Enrollment component collects student enrollment counts by level of student, enrollment status, gender and race/ethnicity. In addition, first-time students' fall-to-fall retention rates and the student-to-faculty ratio are collected. Enrollment by age is required in odd-numbered years, and enrollment by residence of first-time undergraduates is required in even-numbered years.

Institutions operating on a traditional academic year calendar (semester, trimester, quarter, or 4-1-4) report Fall enrollment as of the institution's official fall reporting date or October 15. Institutions operating on a calendar that differs by program or that enrolls students on a continuous basis (referred to as program reporters) report Fall enrollment as students enrolled any time during the period August 1 and October 31.

Data reporting reminders:

- Report data to accurately reflect the time period corresponding with the IPEDS survey component, even if such reporting is seemingly inconsistent with prior year reporting.
- Part B, Enrollment of students by age, is required this year.
- Part C, Residence of first-time degree/certificate-seeking undergraduates, is optional this year.
- For reporting students studying in consortium agreements, please refer to the Resource page at <https://nces.ed.gov/ipeds/report-your-data/data-tip-sheet-reporting-data-consortium-institutions>.

Changes in reporting:

The following changes were implemented for the 2023-24 data collection period:

- Rephrased "remedial education" terminology in survey materials to "developmental education," including Glossary terms
- Rephrased "dual enrolled students" terminology in survey materials to "high school students enrolled in college courses for credit"
- Revised survey materials related to Gender Unknown or Another Gender enrollment reporting in Part A, including non-reporting for small cell size
- Revised Part E Instructions to clarify that bachelor's degree completers by their second fall term among the first-time bachelor's degree-seeking student cohort should be considered retained
- Added FAQ regarding including incarcerated students in for-credit enrollment reporting
- Added FAQ regarding determining students' full- and part-time status
- Revised FAQ regarding enrollment reporting for degree-seeking students who were previously enrolled as non-degree-seeking
- Revised FAQ with an additional note about verification of F-1 visa status for undocumented and DACA students
- Removed reference to Common Data Set methodology in Instructions regarding student-to-faculty ratio
- Revised FAQ regarding experimental site participants

Resources:

- To download the survey materials for this component: [Survey Materials](#)
- To access your prior year data submission for this component: [Reported Data](#)

If you have questions about completing this survey, please contact the **IPEDS Help Desk at 1-877-225-2568**.

Institution: University of Missouri-St Louis (178420)

User ID: 29C0011

Part Selection

Completion of Part C (Residence of First-Time Degree/Certificate-Seeking Undergraduates) is optional this year.

Do you wish to complete Part C this year?

If you select 'Yes', you will be expected to complete the Part C screens.

If you select 'No', you will skip Part C.

- No, I will not complete Part C
- Yes, I will complete Part C

Institution: University of Missouri-St Louis (178420)

User ID: 29C0011

Part A - Fall Enrollment for Full-Time Undergraduate Students

Enrollment as of the institution's official fall reporting date or as of October 15, 2023

Full-time Undergraduate Students

Reporting Reminders:

- Report Hispanic/Latino individuals of any race as Hispanic/Latino
- Report race for non-Hispanic/Latino individuals only
- Even though Teacher Preparation certificate programs may require a bachelor's degree for admission, they are considered subbaccalaureate undergraduate programs, and students in these programs are undergraduate students.

Men

Enrolled for credit	Degree/certificate-seeking			Total degree/certificate-seeking	Non-degree/ non-certificate-seeking	Total, Full-time undergraduate students
	First-time	Non-first-time				
		Transfer-in	Continuing/ Returning			
U.S. Nonresident	10	7	27	44	11	55
Hispanic/Latino	8	12	39	59	10	69
American Indian or Alaska Native	0	2	1	3	2	5
Asian	9	15	72	96	14	110
Black or African American	34	53	151	238	24	262
Native Hawaiian or Other Pacific Islander	0	0	1	1	0	1
White	70	262	731	1,063	135	1,198
Two or more races	7	14	44	65	2	67
Race and ethnicity unknown	36	7	60	103	12	115
Total men	174	372	1,126	1,672	210	1,882
Total men prior year	163	346	1,157	1,666	141	1,807

Women

Enrolled for credit	Degree/certificate-seeking			Total degree/certificate-seeking	Non-degree/ non-certificate-seeking	Total, Full-time undergraduate students
	First-time	Non-first-time				
		Transfer-in	Continuing/ Returning			
U.S. Nonresident	6	5	25	36	9	45
Hispanic/Latino	14	19	69	102	6	108
American Indian or Alaska Native	1	2	4	7	1	8
Asian	11	18	64	93	9	102
Black or African American	66	84	286	436	31	467
Native Hawaiian or Other Pacific Islander	0	0	1	1	0	1
White	113	282	835	1,230	147	1,377
Two or more races	12	17	58	87	0	87
Race and ethnicity unknown	37	9	72	118	3	121
Total women	260	436	1,414	2,110	206	2,316
Total women prior year	252	473	1,465	2,190	198	2,388
Grand total (men+women)	434	808	2,540	3,782	416	4,198
Grand total (men+women) prior year	415	819	2,622	3,856	339	4,195

Institution: University of Missouri-St Louis (178420)

User ID: 29C0011

Part A - Fall Enrollment for Part-time Undergraduate Students

Enrollment as of the institution's official fall reporting date or as of October 15, 2023

Part-time Undergraduate Students

Reporting Reminders:

- Report Hispanic/Latino individuals of any race as Hispanic/Latino
- Report race for non-Hispanic/Latino individuals only
- Even though Teacher Preparation certificate programs may require a bachelor's degree for admission, they are considered subbaccalaureate undergraduate programs, and students in these programs are undergraduate students.

Men

Enrolled for credit	Degree/certificate-seeking			Total degree/certificate-seeking	Non-degree/ non-certificate-seeking	Total, part-time undergraduate students
	First-time	Non-first-time				
		Transfer-in	Continuing/ Returning			
U.S. Nonresident	0	0	1	1	18	19
Hispanic/Latino	0	4	17	21	109	130
American Indian or Alaska Native	0	1	3	4	12	16
Asian	1	3	37	41	157	198
Black or African American	4	13	86	103	192	295
Native Hawaiian or Other Pacific Islander	0	1	0	1	0	1
White	2	52	378	432	2,074	2,506
Two or more races	1	2	17	20	2	22
Race and ethnicity unknown	4	1	24	29	144	173
Total men	12	77	563	652	2,708	3,360
Total men prior year	12	97	614	723	2,704	3,427

Women

Enrolled for credit	Degree/certificate-seeking			Total degree/certificate-seeking	Non-degree/ non-certificate-seeking	Total, part-time undergraduate students
	First-time	Non-first-time				
		Transfer-in	Continuing/ Returning			
U.S. Nonresident	0	0	4	4	6	10
Hispanic/Latino	0	10	17	27	148	175
American Indian or Alaska Native	0	0	2	2	11	13
Asian	1	3	22	26	226	252
Black or African American	6	11	153	170	352	522
Native Hawaiian or Other Pacific Islander	0	0	1	1	0	1
White	8	68	307	383	2,957	3,340
Two or more races	1	2	30	33	5	38
Race and ethnicity unknown	2	0	26	28	200	228
Total women	18	94	562	674	3,905	4,579
Total women prior year	16	108	675	799	3,994	4,793
Grand total (men+women)	30	171	1,125	1,326	6,613	7,939
Grand total (men+women) prior year	28	205	1,289	1,522	6,698	8,220

Institution: University of Missouri-St Louis (178420)

User ID: 29C0011

Part A - Fall Enrollment for Undergraduate Students Total

Enrollment as of the institution's **official fall reporting date** or as of **October 15, 2023**

Undergraduate Students

Men

Students enrolled for credit	Total full-time undergraduate students	Total part-time undergraduate students	Grand total, all undergraduate students
U.S. Nonresident	55	19	74
Hispanic/Latino	69	130	199
American Indian or Alaska Native	5	16	21
Asian	110	198	308
Black or African American	262	295	557
Native Hawaiian or Other Pacific Islander	1	1	2
White	1,198	2,506	3,704
Two or more races	67	22	89
Race and ethnicity unknown	115	173	288
Total men	1,882	3,360	5,242

Women

Students enrolled for credit	Total full-time students	Total part-time students	Grand total, all students
U.S. Nonresident	45	10	55
Hispanic/Latino	108	175	283
American Indian or Alaska Native	8	13	21
Asian	102	252	354
Black or African American	467	522	989
Native Hawaiian or Other Pacific Islander	1	1	2
White	1,377	3,340	4,717
Two or more races	87	38	125
Race and ethnicity unknown	121	228	349
Total women	2,316	4,579	6,895
Grand Total (men+women)	4,198	7,939	12,137

Institution: University of Missouri-St Louis (178420)

User ID: 29C0011

Part A - Fall Enrollment for Graduate Students

Enrollment as of the institution's **official fall reporting date** or as of **October 15, 2023**

Graduate Students

Race/Ethnicity Reporting Reminder:

- Report Hispanic/Latino individuals of any race as Hispanic/Latino
- Report race for non-Hispanic/Latino individuals only

Graduate Student Reporting Reminder:

- Report all postbaccalaureate degree and certificate students as graduate students, including any doctor's-professional practice students (formerly first-professional)
- Even though Teacher Preparation certificate programs may require a bachelor's degree for admission, they are considered subbaccalaureate undergraduate programs, and students in these programs are undergraduate students.

Men

Enrolled for <u>credit</u>	Total <u>full-time</u>	Total <u>part-time</u>	Total graduate students
U.S. <u>Nonresident</u>	92	14	106
<u>Hispanic/Latino</u>	6	22	28
<u>American Indian or Alaska Native</u>	0	4	4
<u>Asian</u>	12	24	36
<u>Black or African American</u>	16	80	96
<u>Native Hawaiian or Other Pacific Islander</u>	0	0	0
<u>White</u>	155	320	475
Two or more races	10	14	24
<u>Race and ethnicity unknown</u>	38	12	50
Total men	329	490	819
Total men prior year	337	571	908

Women

Enrolled for <u>credit</u>	Total <u>full-time</u>	Total <u>part-time</u>	Total graduate students
U.S. <u>Nonresident</u>	106	7	113
<u>Hispanic/Latino</u>	14	50	64
<u>American Indian or Alaska Native</u>	1	1	2
<u>Asian</u>	19	40	59
<u>Black or African American</u>	79	323	402
<u>Native Hawaiian or Other Pacific Islander</u>	0	0	0
<u>White</u>	260	815	1,075
Two or more races	7	34	41
<u>Race and ethnicity unknown</u>	74	14	88
Total women	560	1,284	1,844
Total women prior year	608	1,250	1,858

Grand total (men+women)	889	1,774	2,663
Grand total (men+women) prior year	945	1,821	2,766

Institution: University of Missouri-St Louis (178420)

User ID: 29C0011

Part A - Fall Enrollment - Summary - Grand Totals

Fall Enrollment Component Summary

Men

Students enrolled for credit	Total full-time students	Total part-time students	Grand total, all students
U.S. Nonresident	147	33	180
Hispanic/Latino	75	152	227
American Indian or Alaska Native	5	20	25
Asian	122	222	344
Black or African American	278	375	653
Native Hawaiian or Other Pacific Islander	1	1	2
White	1,353	2,826	4,179
Two or more races	77	36	113
Race and ethnicity unknown	153	185	338
Total men	2,211	3,850	6,061

Women

Students enrolled for credit	Total full-time students	Total part-time students	Grand total, all students
U.S. Nonresident	151	17	168
Hispanic/Latino	122	225	347
American Indian or Alaska Native	9	14	23
Asian	121	292	413
Black or African American	546	845	1,391
Native Hawaiian or Other Pacific Islander	1	1	2
White	1,637	4,155	5,792
Two or more races	94	72	166
Race and ethnicity unknown	195	242	437
Total women	2,876	5,863	8,739
Grand Total (men+women)	5,087	9,713	14,800

Institution: University of Missouri-St Louis (178420)

User ID: 29C0011

Part A - Fall Enrollment- Gender Unknown or Another Gender than Provided Categories

Part A - Fall Enrollment - Gender Unknown or another gender than Provided Categories

- The 'gender unknown' category is to report students for whom the institution does not know a gender.
- Institutions should not ask students that do not select a binary gender to allocate themselves to a binary gender category; it is up to the institution to allocate unknown students and students that indicate another gender into the binary categories throughout the forms where required. One commonly used method to allocate students is to use the known portion of men to women.

Is your institution able to report **another gender** for the 2023-24 data collection?

If you indicate 'No, my institution does not collect data on another gender,' leave the cells in the rows for '**Another gender**' blank (i.e., do not report 0). If you indicate 'No, some cells will have a value of less than 5 students,' your institution collects data on another gender, but some cells have a value of less than 5 students, do not report the data and leave the cells in the rows for 'Another gender' blank. If you indicate 'Yes', but no students identified as another gender, please enter '0'.

Undergraduate students:


- Yes
- No, some cells will have a value of less than 5 students (do not report)
- No, my institution does not collect data on another gender

Graduate students:

- Yes
- No, some cells will have a value of less than 5 students (do not report)
- No, my institution does not collect data on another gender

Of the total students reported, how many students did you allocate to a binary gender category (Men/Women) because their gender was unknown or another gender than the provided categories?

		Number of students			
		Undergraduate students		Graduate students	
		Current Year	Prior year	Current Year	Prior year
Grand total		12,137	12,415	2,663	2,766
<input checked="" type="checkbox"/>	Gender unknown (i.e., gender information is not known or not collected).	224	34	45	30
<input type="checkbox"/>	Another gender (i.e., gender information is known but does not fall into either of the mutually exclusive binary categories provided [Men/Women]).				
Total of Gender unknown + Another gender		224	34	45	30
Total of Students for whom gender is known and falls into one of the mutually exclusive binary categories provided [Men/Women]		11,913	12,381	2,618	2,736

 You may use the box below to provide additional context for the data you have reported above. Context notes will be posted on the College Navigator website. Therefore, you should write all context notes using proper grammar (e.g., complete sentences with punctuation) and common language that can be easily understood by students and parents (e.g., spell out acronyms).

Institution: University of Missouri-St Louis (178420)

User ID: 29C0011

Part A - Fall Enrollment by Distance Education Status

Enrollment as of the institution's **official fall reporting date** or as of **October 15, 2023**

	Undergraduate Students		Graduate Students
	Degree/certificate-seeking	Non-degree/non-certificate-seeking	
i Enrolled <i>exclusively</i> in distance education courses	1,409	365	826
Enrolled in <i>at least one</i> but not all distance education courses	2,729	87	735
<i>Not enrolled</i> in any distance education courses	970	6,577	1,102
Total (Carried forward from part A)	5,108	7,029	2,663

i You may use the box below to provide additional context for the data you have reported above. Context notes will be posted on the College Navigator website. Therefore, you should write all context notes using proper grammar (e.g., complete sentences with punctuation) and common language that can be easily understood by students and parents (e.g., spell out acronyms).

Institution: University of Missouri-St Louis (178420)

User ID: 29C0011

Part A - Fall Enrollment by Distance Education Status

Of those students *exclusively* enrolled in distance education courses, report the number that are:

		Undergraduate Students		Graduate Students
		Degree/certificate-seeking	Non-degree/non-certificate-seeking	
Located in	MO	1,312	352	715
Located in the U.S. but not in	MO	94	13	106
Located in the U.S. but state/jurisdiction unknown		0	0	0
Located outside the U.S.		2	0	5
Location unknown/unreported		1	0	0
Total students exclusively enrolled in distance education (Carried forward from section above)		1,409	365	826

Institution: University of Missouri-St Louis (178420)

User ID: 29C0011

Part B - Fall Enrollment by Age and Gender for Full-time Undergraduate Students

Enrollment as of the institution's official fall reporting date or as of October 15, 2023

Age	Full-time Undergraduate Students	
	Men	Women
Under 18	165	186
18-19	304	440
20-21	509	640
22-24	493	572
25-29	247	238
30-34	80	116
35-39	39	49
40-49	37	54
50-64	7	21
65 and over	1	0
Age unknown/unreported	0	0
Total full-time undergraduate students (Carried forward from part A)	1,882	2,316

Institution: University of Missouri-St Louis (178420)

User ID: 29C0011

Part B - Fall Enrollment by Age and Gender for Part-time Undergraduate Students

Enrollment as of the institution's **official fall reporting date** or as of **October 15, 2023**

Age	Part-time Undergraduate Students	
	Men	Women
Under 18	2,368	3,587
18-19	292	270
20-21	49	71
22-24	193	159
25-29	217	185
30-34	105	109
35-39	58	72
40-49	48	82
50-64	26	39
65 and over	4	5
Age unknown/unreported	0	0
Total part-time undergraduate students (Carried forward from part A)	3,360	4,579

Institution: University of Missouri-St Louis (178420)

User ID: 29C0011

Part B - Fall Enrollment by Age and Gender for Full-time Graduate Students

Enrollment as of the institution's **official fall reporting date** or as of **October 15, 2023**

Age	Full-time Graduate Students	
	Men	Women
Under 18	<input type="text"/>	<input type="text"/>
18-19	<input type="text" value="1"/>	<input type="text" value="0"/>
20-21	<input type="text" value="10"/>	<input type="text" value="21"/>
22-24	<input type="text" value="129"/>	<input type="text" value="215"/>
25-29	<input type="text" value="98"/>	<input type="text" value="160"/>
30-34	<input type="text" value="39"/>	<input type="text" value="60"/>
35-39	<input type="text" value="25"/>	<input type="text" value="42"/>
40-49	<input type="text" value="23"/>	<input type="text" value="41"/>
50-64	<input type="text" value="3"/>	<input type="text" value="19"/>
65 and over	<input type="text" value="1"/>	<input type="text" value="2"/>
Age unknown/unreported	0	0
Total full-time graduate students (Carried forward from part A)	329	560

Institution: University of Missouri-St Louis (178420)

User ID: 29C0011

Part B - Fall Enrollment by Age and Gender for Part-time Graduate Students

Enrollment as of the institution's official fall reporting date or as of October 15, 2023

Age	Part-time Graduate Students	
	Men	Women
Under 18	<input type="text"/>	<input type="text"/>
18-19	<input type="text"/>	<input type="text"/>
20-21	<input type="text" value="2"/>	<input type="text" value="8"/>
22-24	<input type="text" value="49"/>	<input type="text" value="150"/>
25-29	<input type="text" value="97"/>	<input type="text" value="325"/>
30-34	<input type="text" value="95"/>	<input type="text" value="230"/>
35-39	<input type="text" value="85"/>	<input type="text" value="159"/>
40-49	<input type="text" value="101"/>	<input type="text" value="254"/>
50-64	<input type="text" value="54"/>	<input type="text" value="150"/>
65 and over	<input type="text" value="7"/>	<input type="text" value="8"/>
Age unknown/unreported	0	0
Total part-time graduate students (Carried forward from part A)	490	1,284


Institution: University of Missouri-St Louis (178420)

User ID: 29C0011

Part C - Screening Question

Did any of your first-time degree/certificate-seeking undergraduate students (reported in Part A) enroll within 12 months of graduating high school or receiving their GED?

- No, we do not have any first-time students who enrolled within 12 months of their high school graduation.
- Yes, we have first-time students who enrolled within 12 months of their high school graduation.

 You may use the box below to provide additional context for the data you have reported above. Context notes will be posted on the College Navigator website. Therefore, you should write all context notes using proper grammar (e.g., complete sentences with punctuation) and common language that can be easily understood by students and parents (e.g., spell out acronyms).

Institution: University of Missouri-St Louis (178420)

User ID: 29C0011

Part C - Residence of First-time Undergraduates

Enrollment as of the institution's **official fall reporting date** or as of **October 15, 2023**

NOTE: These data are **optional** this year.

Enter **at least one** zero, where applicable, to verify that the screen has not been skipped.

State of <u>residence</u> when student was first admitted	FIPS Code	Total <u>first-time</u> degree/certificate-seeking undergraduates (1)	Of students in column 1, those who enrolled within 12 months of high school graduation or receiving their GED (2)
Alabama	01	<input type="text"/>	<input type="text"/>
Alaska	02	<input type="text" value="1"/>	<input type="text" value="1"/>
Arizona	04	<input type="text"/>	<input type="text"/>
Arkansas	05	<input type="text" value="1"/>	<input type="text" value="1"/>
California	06	<input type="text" value="1"/>	<input type="text" value="1"/>
Colorado	08	<input type="text"/>	<input type="text"/>
Connecticut	09	<input type="text"/>	<input type="text"/>
Delaware	10	<input type="text"/>	<input type="text"/>
District of Columbia	11	<input type="text"/>	<input type="text"/>
Florida	12	<input type="text" value="2"/>	<input type="text" value="1"/>
Georgia	13	<input type="text"/>	<input type="text"/>
Hawaii	15	<input type="text"/>	<input type="text"/>
Idaho	16	<input type="text"/>	<input type="text"/>
Illinois	17	<input type="text" value="50"/>	<input type="text" value="45"/>
Indiana	18	<input type="text" value="4"/>	<input type="text" value="4"/>
Iowa	19	<input type="text"/>	<input type="text"/>
Kansas	20	<input type="text" value="6"/>	<input type="text" value="6"/>
Kentucky	21	<input type="text" value="1"/>	<input type="text" value="1"/>
Louisiana	22	<input type="text" value="1"/>	<input type="text" value="1"/>
Maine	23	<input type="text"/>	<input type="text"/>

Institution: University of Missouri-St Louis (178420)

User ID: 29C0011

Part C - Residence of First-time Undergraduates

Enrollment as of the institution's **official fall reporting date** or as of **October 15, 2023**

NOTE: These data are **optional** this year.

Enter **at least one** zero, where applicable, to verify that the screen has not been skipped.

State of <u>residence</u> when student was first admitted	FIPS Code	Total <u>first-time</u> degree/certificate-seeking undergraduates (1)	Of students in column 1, those who enrolled within 12 months of high school graduation or receiving their GED (2)
Maryland	24	<input type="text"/>	<input type="text"/>
Massachusetts	25	<input type="text"/>	<input type="text"/>
Michigan	26	<input type="text"/>	<input type="text"/>
Minnesota	27	<input type="text" value="1"/>	<input type="text" value="1"/>
Mississippi	28	<input type="text" value="2"/>	<input type="text" value="2"/>
Missouri	29	<input type="text" value="357"/>	<input type="text" value="303"/>
Montana	30	<input type="text"/>	<input type="text"/>
Nebraska	31	<input type="text"/>	<input type="text"/>
Nevada	32	<input type="text"/>	<input type="text"/>
New Hampshire	33	<input type="text"/>	<input type="text"/>
New Jersey	34	<input type="text"/>	<input type="text"/>
New Mexico	35	<input type="text" value="1"/>	<input type="text" value="1"/>
New York	36	<input type="text" value="1"/>	<input type="text" value="1"/>
North Carolina	37	<input type="text" value="1"/>	<input type="text" value="1"/>
North Dakota	38	<input type="text"/>	<input type="text"/>
Ohio	39	<input type="text" value="2"/>	<input type="text" value="0"/>
Oklahoma	40	<input type="text" value="3"/>	<input type="text" value="3"/>
Oregon	41	<input type="text"/>	<input type="text"/>
Pennsylvania	42	<input type="text" value="1"/>	<input type="text" value="0"/>
Rhode Island	44	<input type="text"/>	<input type="text"/>

Institution: University of Missouri-St Louis (178420)

User ID: 29C0011


Part C - Residence of First-time Undergraduates

Enrollment as of the institution's **official fall reporting date** or as of **October 15, 2023**

NOTE: These data are **optional** this year.

Enter **at least one** zero, where applicable, to verify that the screen has not been skipped.

State of <u>residence</u> when student was first admitted	FIPS Code	Total <u>first-time</u> degree/certificate-seeking undergraduates (1)	Of students in column 1, those who enrolled within 12 months of high school graduation or receiving their GED (2)
South Carolina	45	<input type="text"/>	<input type="text"/>
South Dakota	46	<input type="text"/>	<input type="text"/>
Tennessee	47	<input type="text" value="3"/>	<input type="text" value="3"/>
Texas	48	<input type="text" value="2"/>	<input type="text" value="2"/>
Utah	49	<input type="text" value="1"/>	<input type="text" value="1"/>
Vermont	50	<input type="text"/>	<input type="text"/>
Virginia	51	<input type="text"/>	<input type="text"/>
Washington	53	<input type="text" value="1"/>	<input type="text" value="1"/>
West Virginia	54	<input type="text"/>	<input type="text"/>
Wisconsin	55	<input type="text" value="4"/>	<input type="text" value="3"/>
Wyoming	56	<input type="text"/>	<input type="text"/>
State Unknown	57	<input type="text"/>	<input type="text"/>
American Samoa	60	<input type="text"/>	<input type="text"/>
Federated States of Micronesia	64	<input type="text"/>	<input type="text"/>
Guam	66	<input type="text"/>	<input type="text"/>
Marshall Islands	68	<input type="text"/>	<input type="text"/>
Northern Marianas	69	<input type="text"/>	<input type="text"/>
Palau	70	<input type="text"/>	<input type="text"/>
Puerto Rico	72	<input type="text"/>	<input type="text"/>
Virgin Islands	78	<input type="text"/>	<input type="text"/>
Foreign Countries	90	<input type="text" value="17"/>	<input type="text" value="6"/>
Residence unknown/unreported	98	<input type="text" value="0"/>	<input type="text"/>
Total first-time degree/certificate-seeking undergraduates (Carried forward from Part A)		464	389

 You may use the box below to provide additional context for the data you have reported above. Context notes will be posted on the College Navigator website. Therefore, you should write all context notes using proper grammar (e.g., complete sentences with punctuation) and common language that can be easily understood by students and parents (e.g., spell out acronyms).

Institution: University of Missouri-St Louis (178420)

User ID: 29C0011

Part D - Total Undergraduate Entering Class

Total Undergraduate Entering Class, Fall 2023

D1	Total full-time, first-time degree/certificate-seeking <u>undergraduates</u> from Part A (GR <u>cohort</u>)	434
D2	Total <u>first-time</u> degree/certificate-seeking undergraduates (full-time + part-time) from Part A	464
D3	Total <u>transfer-in (non-first-time entering)</u> , degree/certificate-seeking undergraduates (full-time + part-time) from Part A	979
D4	Total <u>non-degree/non-certificate-seeking</u> undergraduates (full-time + part-time) from Part A	7,029
D5	Of the total non-degree/non-certificate-seeking undergraduates displayed on line D4, the number that are new to the institution in Fall 2023	111
D6	Total <u>entering students</u> at the undergraduate level Note: This is calculated as first-time students (line D2) + students transferring to the institution (line D3) + non-degree/non-certificate-seeking undergraduates entering in Fall 2023 (line D5).	1,554
D7	Percentage of undergraduate entering class represented by your GR <u>cohort</u> (line D1/line D6)	28

Institution: University of Missouri-St Louis (178420)

User ID: 29C0011

Part E - First-time Bachelor's Cohort Retention Rates (Full-time)

Retention Rates - Full-time, First-time Bachelor's Seeking Cohort from Fall 2022


Academic reporters determine the cohort and retention as of the institution's official fall reporting date or as of October 15. Program reporters determine the cohort with enrollment any time between August 1 and October 31, 2022 and retention based on August 1, 2023.

The retention rate is calculated by the system after clicking "Save" on the screen. Exclusions are subtracted from and inclusions are added to the original cohort and the resulting adjusted cohort is used for calculating the retention rate.

Retention Data Reporting Reminders:

- Include only **full-time, first-time bachelor's-seeking** students in this cohort.
- Determine the full-time cohort using Fall 2022 status (e.g., if a student was full-time in Fall 2022, report them in the full-time cohort regardless of their Fall 2023 status).
- If there are no students to report in the cohort, enter zero. Do not leave the field blank.
- Report in the exclusions box (line E2a) the number of students from the cohort who left the institution for any of the following reasons: died or were totally and permanently disabled; to serve in the armed forces (including those called to active duty); to serve with a foreign aid service of the Federal Government (e.g., Peace Corps); or to serve on official church missions.
- Report in the inclusion box (line E2b) first-time bachelor's-seeking study abroad students who were excluded from the first-time cohort (line E1) but who have re-enrolled at the institution their second year.

FULL-TIME, FIRST-TIME BACHELOR'S COHORT RETENTION:			Prior year data (Fall 2021 cohort)	
E1	Full-time, first-time Fall 2022 bachelor's seeking cohort	<input checked="" type="checkbox"/> <input type="text" value="414"/>	271	
E2a	Exclusions from the Fall 2022 cohort	<input type="text" value="1"/>	3	
E2b	Inclusion to the Fall 2022 cohort	<input type="text" value="0"/>	0	
E3	Adjusted Fall 2022 cohort (line E1- E2a + E2b)	413	268	
E4	Students from Fall 2022 cohort still enrolled as of Fall 2023	<input type="text" value="282"/>	201	
E5	Full-time, first-time Fall 2022 bachelor's cohort retention rate (line E4 / line E3)	68 %	75 %	

 The notes below provide context for the data you've reported above and **may** be posted on the College Navigator website.

Choose one option that best explains your data or choose "Not Applicable" if you do not wish to provide context notes. If none of the options provided explain your institution's data, then choose "Other" and write your own context notes. Therefore, you should write all context notes using proper grammar (e.g., complete sentences with punctuation) and common language that can be easily understood by students and parents (e.g., spell out acronyms).

Not Applicable ▼

Institution: University of Missouri-St Louis (178420)

User ID: 29C0011

Part E - First-time Bachelor's Cohort Retention Rates (Part-time)

Retention Rates - Part-time, First-time Bachelor's Seeking Cohort from Fall 2022

Academic reporters determine the cohort and retention as of the institution's official fall reporting date or as of October 15. Program reporters determine the cohort with enrollment any time between August 1 and October 31, 2022 and retention based on August 1, 2023.

The retention rate is calculated by the system after clicking "Save" on the screen. Exclusions are subtracted from the original cohort and the resulting adjusted cohort is used for calculating the retention rate.

Retention Data Reporting Reminders:

- Include only **part-time, first-time bachelor's-seeking** students in this cohort.
- Determine part-time using Fall 2022 attendance status (e.g., if a student was part-time in Fall 2022, report them in the part-time cohort regardless of their Fall 2023 status).
- If there are no students to report in the cohort, enter zero. Do not leave the field blank.
- Report in the exclusions box (line E7a) the number of students from the cohort who left the institution for any of the following reasons: died or were totally and permanently disabled; to serve in the armed forces (including those called to active duty); to serve with a foreign aid service of the Federal Government (e.g., Peace Corps); or to serve on official church missions.
- Report in the inclusion box (line E7b) first-time bachelor's-seeking study abroad students who were excluded from the first-time cohort (line E6) but who have re-enrolled at the institution their second year.

PART-TIME, FIRST-TIME BACHELOR'S COHORT RETENTION:		Prior year data (Fall 2021 cohort)	
E6	Part-time, first-time Fall 2022 bachelor's seeking cohort	28	25
E7a	Exclusions from the Fall 2022 cohort	0	1
E7b	Inclusions to the Fall 2022 cohort	0	0
E8	Adjusted Fall 2022 cohort (line E6 - E7a + E7b)	28	24
E9	Students from Fall 2022 cohort still enrolled as of Fall 2023	9	4
E10	Part-time, first-time Fall 2022 bachelor's cohort retention rate (line E9 / line E8)	32 %	17 %

 The notes below provide context for the data you've reported above and **may** be posted on the College Navigator website.

Choose one option that best explains your data or choose "Not Applicable" if you do not wish to provide context notes. If none of the options provided explain your institution's data, then choose "Other" and write your own context notes. Therefore, you should write all context notes using proper grammar (e.g., complete sentences with punctuation) and common language that can be easily understood by students and parents (e.g., spell out acronyms).

Not Applicable ▼

Institution: University of Missouri-St Louis (178420)

User ID: 29C0011

Part F - Student-to-Faculty Ratio

Student-to-Faculty Ratio

Please provide your institution's student-to-faculty ratio (i.e., student-to-instructional staff) for undergraduate programs for Fall 2023. The student-to-faculty ratio and any accompanying context that is provided will be displayed on College Navigator.

Click [here](#) to use a worksheet to help you determine the student-to-faculty ratio


Student-to-faculty ratio

to 1

Student-to-faculty ratio prior year

13

to 1

 You may use the box below to provide additional context for the data you have reported above. Context notes will be posted on the College Navigator website. Therefore, you should write all context notes using proper grammar (e.g., complete sentences with punctuation) and common language that can be easily understood by students and parents (e.g., spell out acronyms).

Institution: University of Missouri-St Louis (178420)

User ID: 29C0011

Prepared by

Reporting Reminders:

- The name of the preparer is being collected so that we can follow up with the appropriate person in the event that there are questions concerning the data.
- The Keyholder will be copied on all email correspondence to other preparers.
- The time it took to prepare this component is being collected so that we can continue to improve our estimate of the reporting burden associated with IPEDS.
- Please include in your estimate the time it took for you to review instructions, query and search data sources, complete and review the component, and submit the data through the Data Collection System.
- Thank you for your assistance.

This survey component was prepared by:

<input checked="" type="radio"/>	Keyholder	<input type="radio"/>	SFA Contact	<input type="radio"/>	HR Contact
<input type="radio"/>	Finance Contact	<input type="radio"/>	Academic Library Contact	<input type="radio"/>	Other
Name: <input type="text" value="Randy Sade"/>					
Email: <input type="text" value="SadeR@umsystem.edu"/>					

How many staff from your institution only were involved in the data collection and reporting process of this survey component?

Number of Staff (including yourself)

How many hours did you and others from your institution only spend on each of the steps below when responding to this survey component?
 Exclude the hours spent collecting data for state and other reporting purposes.

Staff member	Collecting Data Needed	Revising Data to Match IPEDS Requirements	Entering Data	Revising and Locking Data
Your office	<input type="text" value="22.00"/> hours	<input type="text" value="0.00"/> hours	<input type="text" value="2.50"/> hours	<input type="text" value="1.50"/> hours
Other offices	<input type="text" value="67.00"/> hours	<input type="text" value="0.00"/> hours	<input type="text" value="5.00"/> hours	<input type="text" value="1.00"/> hours

Summary

Fall Enrollment Component Summary

The purpose of this summary is to provide you an opportunity to view some of the data that, when accepted through the IPEDS quality control process, will appear on the [College Navigator](#) website and/or your institution's Data Feedback Report (DFR). In addition, all data reported in IPEDS survey components become publicly available through the [IPEDS Use the Data](#) and appear as aggregated statistics in various Department of Education reports. [College Navigator](#) is updated approximately three months after the data collection period closes and DFRs will be available through the [IPEDS Use the Data](#) and sent to your institution's CEO at the end of 2024.

Please review your data for accuracy. If you have questions about the data displayed below or after reviewing the data reported on the survey screens, please contact the IPEDS Help Desk at: 1-877-225-2568 or ipedshelp@rti.org.

Student Enrollment		
Total enrollment		14,800
	Undergraduate enrollment	12,137
	Graduate enrollment	2,663
Student-to-faculty ratio		
		13 to 1

Student Characteristics (All Students)		
Percent of all students who are female (%)		59
Percent of all students by U.S. resident status and race/ethnicity: Note: Race/ethnicity is not collected for U.S. Nonresidents.		
U.S. Resident (%)		98
	American Indian or Alaska Native (%)	0
	Asian (%)	5
	Black or African American (%)	14
	Hispanic/Latino (%)	4
	Native Hawaiian or Pacific Islander (%)	0
	White (%)	67
	Two or More Races (%)	2
	Race and ethnicity unknown (%)	5
U. S. Nonresident (%)		2

Undergraduate Student Characteristics		
Percent of all students who are female (%)		57
Percent of undergraduates who are full-time (%)		35
Percent of undergraduates who are transfer-in (%)		8
Percent of undergraduates who are enrolled exclusively in distance education courses (%)		15
Percent of all students by U.S. resident status and race/ethnicity: Note: Race/ethnicity is not collected for U.S. Nonresidents.		
U.S. Resident (%)		99
	American Indian or Alaska Native (%)	0
	Asian (%)	5
	Black or African American (%)	13
	Hispanic/Latino (%)	4
	Native Hawaiian or Pacific Islander (%)	0
	White (%)	69
	Two or More Races (%)	2
	Race and ethnicity unknown (%)	5
U. S. Nonresident (%)		1

Percent of undergraduate students by age:		
	24 and under (%)	85
	25 and over (%)	15
	Age unknown (%)	0
Percent of first-time degree/certificate seeking students by residence:		
	In state (%)	77
	Out-of-state (%)	19
	Foreign countries (%)	4
	Residence unknown (%)	0

Undergraduate Retention and Graduation Rate Cohort		
	First-time, full-time bachelor's seeking student fall-to-fall retention rate (%)	68
	First-time, part-time bachelor's seeking student fall-to-fall retention rate (%)	32
	Graduation rate cohort as percent of total entering students (%)	28

Graduate Student Characteristics		
	Percent of graduate students who are female (%)	69
	Percent of graduate students who are full-time (%)	33
	Percent of graduate students who are enrolled exclusively in distance education courses (%)	31
Percent of graduate students by U.S. resident status and race/ethnicity: Note: Race/ethnicity is not collected for U.S. Nonresidents.		
	U.S. Resident (%)	92
	American Indian or Alaska Native (%)	0
	Asian (%)	4
	Black or African American (%)	19
	Hispanic/Latino (%)	3
	Native Hawaiian or Pacific Islander (%)	0
	White (%)	58
	Two or More Races (%)	2
	Race and ethnicity unknown (%)	5
	U.S. Nonresident (%)	8

Edit Report

Fall Enrollment

Source	Description	Severity	Resolved	Options
Screen: Part A - Fall Enrollment- Gender Unknown or Another Gender than Provided Categories				
Screen Entry	The number of undergraduate students - Gender unknown is outside the expected range when compared with the data reported by your institution in the prior year. Please correct your data or contact the IPEDS Help Desk for assistance. (Error #6842)	Explanation	Yes	
Reason	Undergraduates with Unknown sex includes 186 new dual-credit high school students.			
Screen: Part E - First-time Bachelor's Cohort Retention Rates (Full-time)				
Screen Entry	The full-time, first-time bachelor's cohort reported in Part E (414) is outside the expected range when compared with the prior year value (Fall 2021 cohort). Please correct your data or explain. (Error #6164)	Explanation	Yes	
Reason	This is correct since it matches last year's reported first-time degree-seeking full-time undergraduates in the IPEDS Fall Enrollment.			