

# IPEDS 2024-25 Data Collection System

IPEDS HELP DESK (877) 225-2568 | [ipedshelp@rti.org](mailto:ipedshelp@rti.org)  
OMB NO. 1850-0582 v.33 : Approval Expires 8/31/2027  
User ID: 29C0011

Finance 2024-25

2023-24 Data

Institution: University of Missouri-Kansas City (178402)

User ID: 29C0011

## Overview

### Overview

The purpose of the IPEDS Finance component is to collect basic financial information from items associated with the institution's General Purpose Financial Statements.

### Data Reporting Reminder:

- Report data to accurately reflect the time period corresponding with the IPEDS survey component, even if such reporting is seemingly inconsistent with prior-year reporting.

### Changes to reporting:

No changes for the 2024-25 data collection period.

### Resources:

- To download the survey materials for this component: [Survey Materials](#)
- To access your prior year data submission for this component: [Reported Data](#)

If you have questions about completing this survey, please contact the **IPEDS Help Desk at (877) 225-2568**.

Institution: University of Missouri-Kansas City (178402)

User ID: 29C0011

## Finance - Public Institutions' Reporting Standard

### Reporting Standard

**Please indicate which reporting standards are used to prepare your financial statements:**

- ☒ GASB (Governmental Accounting Standards Board), using standards of GASB 34 & 35
- ☐ FASB (Financial Accounting Standards Board)

Please consult your business officer for the correct response before saving this screen. Your response to this question will determine the forms you will receive for reporting finance data.

Institution: University of Missouri-Kansas City (178402)

User ID: 29C0011

## Finance - Public Institutions Using GASB Standards

## General Information: GASB-Reporting Institutions (aligned form)

## Reporting Reminder:

- To the extent possible, the finance data requested in this report should be provided from your institution's audited General Purpose Financial Statements (GPFS).
- Please refer to the instructions specific to each screen of the survey for details and references.


## 1. Fiscal Year Calendar

This report covers financial activities for the 12-month fiscal year: (The fiscal year reported should be the most recent fiscal year ending before October 1, 2024.)

Beginning: month/year (MMYYYY)	Month: <input type="text" value="7"/>	Year: <input type="text" value="2023"/>
And ending: month/year (MMYYYY)	Month: <input type="text" value="6"/>	Year: <input type="text" value="2024"/>

## 2. Audit Opinion

Did your institution receive an unqualified opinion on its General Purpose Financial Statements from your auditor for the fiscal year noted above? (If your institution is audited only in combination with another entity, answer this question based on the audit of that entity.)

- ☒ Unqualified
- ☐  Qualified (Explain in box below)
- ☐ Don't know OR in progress (Explain in box below)

## 3. Reporting Model

GASB Statement No. 34 offers three alternative reporting models for special-purpose governments like colleges and universities. Which model is used by your institution?

- ☒ Business-type activities
- ☐ Governmental Activities
- ☐ Governmental Activities with Business-Type Activities

## 4. Intercollegiate Athletics

Does your institution participate in intercollegiate athletics?

- ☐ No
- ☒ Yes - answer part a and b below

a) Are the intercollegiate athletics expenses accounted for as? [check all that apply]

- ☒ Auxiliary enterprises
- ☐ Student services
- ☐ Other (specify in box below)

b) Does your institution have intercollegiate athletics revenue?

- ☐ No
- ☒ Yes - select category(s) where these revenues are included [check all that apply]

- ☐ Sales and services of educational activities
- ☒ Sales and services of auxiliary enterprises
- ☐ Other (specify in box below)


## 5. Endowment Assets

Does this institution or any of its foundations or other affiliated organizations own endowment assets?

- ☐ No
- ☒ Yes - (report details of endowment net assets)

## 6. Pension


Does your institution include defined benefit pension liabilities, expenses, and/or deferrals in its General Purpose Financial Statements?

- ☐ No
- ☒  Yes

## 7. Postemployment Benefits Other than Pension (OPEB)

Does your institution include postemployment benefits other than pension (OPEB) liabilities, expenses, and/or deferrals in its General Purpose Financial Statements?

- ☐ No  
☒ Yes

 You may use the box below to provide additional context for the data you have reported above. Context notes will be posted on the College Navigator website. Therefore, you should write all context notes using proper grammar (e.g., complete sentences with punctuation) and common language that can be easily understood by students and parents (e.g., spell out acronyms).

Institution: University of Missouri-Kansas City (178402)


User ID: 29C0011

## Part A - Statement of Net Position Page 1

Fiscal Year: July 1, 2023 - June 30, 2024

If your institution is a parent institution then the amounts reported in Parts A and D should include ALL of your child institutions

Line no.		Current year amount	Prior year amount
<b>Assets</b>			
01	Total <u>current assets</u>	432,055,570	396,832,426
31	Depreciable <u>capital assets</u> , net of depreciation	366,051,432	365,078,219
04	Other noncurrent assets CV=[A05-A31]	219,716,141	187,875,279
05	Total <u>noncurrent assets</u>	585,767,573	552,953,498
06	<b>Total assets</b> CV=(A01+A05)	1,017,823,143	949,785,924
19	<b>Deferred outflows of resources</b>	23,292,888	42,320,072
<b>Liabilities</b>			
07	<u>Long-term debt</u> , current portion	29,874,301	1,011,409
08	Other current liabilities CV=(A09-A07)	48,692,523	41,194,872
09	Total <u>current liabilities</u>	78,566,824	42,206,281
10	<u>Long-term debt</u>	134,757,834	169,365,491
11	Other noncurrent liabilities CV=(A12-A10)	145,435,990	162,928,348
12	Total <u>noncurrent liabilities</u>	280,193,824	332,293,839
13	<b>Total liabilities</b> CV=(A09+A12)	358,760,648	374,500,120
20	<b>Deferred inflows of resources</b>	16,773,105	18,835,387
<b>Net Position</b>			
14	<u>Invested in capital assets</u> , net of related debt	201,419,298	194,701,318
15	<u>Restricted-expendable</u>	210,846,574	176,461,333
16	<u>Restricted-nonexpendable</u>	147,482,050	138,156,283
17	<u>Unrestricted</u> CV=[A18-(A14+A15+A16)]	105,834,356	89,451,555
18	<b>Net position</b> CV=[(A06+A19)-(A13+A20)]	665,582,278	598,770,489


 You may use the box below to provide additional context for the data you have reported above. Context notes will be posted on the College Navigator website. Therefore, you should write all context notes using proper grammar (e.g., complete sentences with punctuation) and common language that can be easily understood by students and parents (e.g., spell out acronyms).

Institution: University of Missouri-Kansas City (178402)

User ID: 29C0011

## Part A - Statement of Net Position Page 2

Fiscal Year: July 1, 2023 - June 30, 2024			
Line No.	Description	Ending balance	Prior year Ending balance
<b>Capital Assets</b>			
21	Land and land improvements	17,957,621	17,957,621
22	Infrastructure	62,838,626	60,761,950
23	Buildings	692,208,769	687,777,093
32	Equipment, including art and library collections	113,885,762	111,113,387
27	Construction in progress	26,870,992	13,088,828
	<b>Total for Plant, Property and Equipment CV = (A21+ .. A27)</b>	<b>913,761,770</b>	<b>890,698,879</b>
28	Accumulated depreciation	553,698,591	530,762,700
33	Intangible assets, net of accumulated amortization	0	0
34	Other capital assets	3,196,495	3,143,652


 You may use the box below to provide additional context for the data you have reported above. Context notes will be posted on the College Navigator website. Therefore, you should write all context notes using proper grammar (e.g., complete sentences with punctuation) and common language that can be easily understood by students and parents (e.g., spell out acronyms).

Institution: University of Missouri-Kansas City (178402)

User ID: 29C0011

Part D - Summary of Changes In Net Position

Fiscal Year: July 1, 2023 - June 30, 2024			
If your institution is a parent institution then the amounts reported in Parts A and D should include ALL of your child institutions			
Line No.	Description	Current year amount	Prior year amount
01	Total revenues and other additions for this institution <b>AND all of its child institutions</b>	567,236,148	531,373,301
02	Total expenses and deductions for this institution <b>AND all of its child institutions</b>	500,424,359	472,667,209
03	Change in net position during year CV=(D01-D02)	66,811,789	58,706,092
04	Net position beginning of year for this institution <b>AND all of its child institutions</b>	598,770,489	540,064,398
05	Adjustments to beginning net position and other gains or losses CV=[D06-(D03+D04)]	0	-1
06	Net position end of year for this institution <b>AND all of its child institutions (from A18)</b>	665,582,278	598,770,489

 You may use the box below to provide additional context for the data you have reported above. Context notes will be posted on the College Navigator website. Therefore, you should write all context notes using proper grammar (e.g., complete sentences with punctuation) and common language that can be easily understood by students and parents (e.g., spell out acronyms).

Institution: University of Missouri-Kansas City (178402)


User ID: 29C0011

## Part E-1 - Scholarships and Fellowships

Fiscal Year: July 1, 2023 - June 30, 2024

Do not report Federal Direct Student Loans (FDSL) anywhere in this section.

Line No.	Scholarships and Fellowships	Current year amount	Prior year amount
01	Pell grants (federal)	15,633,117	13,528,090
02	Other federal grants (Do NOT include FDSL amounts)	1,887,012	3,357,474
03	Grants by state government	5,389,323	5,389,323
04	Grants by local government	0	0
05	Institutional grants from restricted resources	3,359,418	1,481,384
06	Institutional grants from unrestricted resources CV=[E07-(E01+...+E05)]	62,584,245	61,454,242
07	Total revenue that funds scholarships and fellowships	88,853,115	85,210,513
Discounts and Allowances			
08	Discounts and allowances applied to tuition and fees	65,119,562	63,013,877
09	Discounts and allowances applied to sales and services of auxiliary enterprises	3,363,551	2,598,636
10	Total discounts and allowances CV=(E08+E09)	68,483,113	65,612,513
11	Net scholarships and fellowships expenses after deducting discounts and allowances CV= (E07-E10) This amount will be carried forward to C10 of the expense section.	20,370,002	19,598,000

 You may use the box below to provide additional context for the data you have reported above. Context notes will be posted on the College Navigator website. Therefore, you should write all context notes using proper grammar (e.g., complete sentences with punctuation) and common language that can be easily understood by students and parents (e.g., spell out acronyms).



Institution: University of Missouri-Kansas City (178402)

User ID: 29C0011

## Part E-2 - Sources of Discounts and Allowances

Fiscal Year: July 1, 2023 - June 30, 2024							
Line No.	Source of Discounts and Allowances	Amount of Source Applied to:					
		Tuition and fees discounts allowances		Auxiliary enterprises discounts allowances		Total discounts allowances	
		Current year amount	Prior year amount	Current year amount	Prior year amount	Current year amount	Prior year amount
12	Pell grants (federal)	<input type="text" value="11,457,356"/>	10,919,161	<input type="text" value="0"/>	0	11,457,356	10,919,161
13	Other federal grants (Do NOT include FDSL amounts)	<input type="text" value="1,382,972"/>	2,482,880	<input type="text" value="0"/>	0	1,382,972	2,482,880
14	Grants by state government	<input type="text" value="3,949,781"/>	3,985,449	<input type="text" value="0"/>	0	3,949,781	3,985,449
15	Grants by local government	<input type="text" value="0"/>	0	<input type="text" value="0"/>	0	0	0
16	Endowments and gifts	<input checked="" type="checkbox"/> <input type="text" value="2,462,084"/>	1,095,496	<input type="text" value="0"/>	0	2,462,084	1,095,496
17	Other institutional sources CV=[E18-(E12+E13+ ... +E16)]	45,867,369	44,530,891	3,363,551	2,598,636	49,230,920	47,129,527
18	Total (from Part E1 line 8, 9 and 10)	65,119,562	63,013,877	3,363,551	2,598,636	68,483,113	65,612,513

Institution: University of Missouri-Kansas City (178402)

User ID: 29C0011

## Part B - Revenues and Other Additions, Page 1

Fiscal Year: July 1, 2023 - June 30, 2024			
Line No.	Source of Funds	Current year amount	Prior year amount
Operating Revenues			
01	Tuition and fees, after deducting discounts & allowances	159,639,073	157,985,935
Grants and contracts - operating			
02	Federal operating grants and contracts	40,818,581	36,286,330
03	State operating grants and contracts	32,136,406	28,973,442
04	Local government/private operating grants and contracts	25,690,721	22,417,524
04a	Local government operating grants and contracts	3,388,400	1,089,280
04b	Private operating grants and contracts	22,302,321	21,328,244
05	Sales and services of auxiliary enterprises, after deducting discounts and allowances	77,821,829	76,975,169
06	Sales and services of hospitals, after deducting patient contractual allowances	0	0
26	Sales and services of educational activities	5,646,898	5,516,598
07	Independent operations	0	0
08	Other sources - operating CV=[B09-(B01+ ....+B07)]	31,836,306	25,011,224
09	Total operating revenues	373,589,814	353,166,222

Institution: University of Missouri-Kansas City (178402)


User ID: 29C0011

## Part B - Revenues and Other Additions, Page 2

Fiscal Year: July 1, 2023 - June 30, 2024			
Line No.	Source of funds	Current year amount	Prior year amount
Nonoperating Revenues			
10	Federal appropriations	0	0
11	State appropriations	88,463,459	82,300,908
12	Local appropriations, education district taxes, and similar support	0	0
Grants-nonoperating			
13	Federal nonoperating grants Do NOT include Federal Direct Student Loans	15,633,117	13,528,090
14	State nonoperating grants	0	0
15	Local government nonoperating grants	0	0
16	Gifts, including contributions from affiliated organizations	22,742,417	33,302,520
17	Investment income	31,962,444	16,859,988
18	Other nonoperating revenues CV=[B19-(B10+...+B17)]	9,241,205	16,378,995
19	Total nonoperating revenues	168,042,642	162,370,501
27	Total operating and nonoperating revenues CV=[B19+B09]	541,632,456	515,536,723
28	12-month Student FTE from E12	10,728	10,889
29	Total operating and nonoperating revenues per student FTE CV=[B27/B28]	50,488	47,345

Part B - Revenues and Other Additions, Page 3

Fiscal Year: July 1, 2023 - June 30, 2024			
Line No.	Source of funds	Current year amount	Prior year amount
Other Revenues and Additions			
20	Capital appropriations	800,000	0
21	Capital grants and gifts	24,365,736	15,549,832
22	Additions to permanent endowments	437,956	286,746
23	Other revenues and additions CV=[B24-(B20+...+B22)]	0	0
24	Total other revenues and additions CV=[B25-(B9+B19)]	25,603,692	15,836,578
25	Total all revenues and other additions	567,236,148	531,373,301

 You may use the box below to provide additional context for the data you have reported above. Context notes will be posted on the College Navigator website. Therefore, you should write all context notes using proper grammar (e.g., complete sentences with punctuation) and common language that can be easily understood by students and parents (e.g., spell out acronyms).

Institution: University of Missouri-Kansas City (178402)

User ID: 29C0011

## Part C-1 - Expenses and Other Deductions by Functional Classification


Fiscal Year: July 1, 2023 - June 30, 2024					
Report Total Operating AND Nonoperating Expenses in this section					
Line No.	Expense: Functional Classifications	Total amount	Prior Year Total Amount	Salaries and wages	Prior Year Salaries and wages
		(1)		(2)	
01	Instruction	155,032,062	154,773,235	94,437,533	92,532,625
02	Research	43,992,512	36,464,823	21,016,252	15,566,766
03	Public service	69,281,688	67,394,925	22,438,660	18,163,808
05	Academic support	40,630,136	34,606,042	19,639,486	15,844,868
06	Student services	26,255,796	23,441,204	13,226,831	11,605,837
07	Institutional support	64,957,749	52,379,210	28,143,556	24,180,590
10	Scholarships and fellowships expenses, net of discounts and allowances (from Part E-1, line 11)	20,370,002	19,598,000		
11	Auxiliary enterprises	79,845,416	76,391,456	40,587,966	39,082,642
12	Hospital services	0	0	0	0
13	Independent operations	0	0	0	0
14	Other Functional Expenses and deductions CV=[C19-(C01+...+C13)]	58,998	7,618,314	0	0
19	Total expenses and deductions	500,424,359	472,667,209	239,490,284	216,977,136

Institution: University of Missouri-Kansas City (178402)

User ID: 29C0011

Part C-2 - Expenses and Other Deductions by Natural Classification

Fiscal Year: July 1, 2023 - June 30, 2024			
Line No.	Expense: Natural Classifications	Total Amount	Prior year amount
19-2	Salaries and Wages(from Part C-1,Column 2 line 19)	239,490,284	216,977,136
19-3	Benefits	70,218,647	71,335,652
19-4	Operation and Maintenance of Plant (as a natural expense)	19,991,820	25,220,532
19-5	Depreciation	26,728,982	25,390,120
19-6	Interest	6,882,181	7,183,567
19-7	Other Natural Expenses and Deductions CV=[C19-1 - (C19-2 + ... + C19-6)]	137,112,445	126,560,202
19-1	Total Expenses and Deductions (from Part C-1, Line 19)	500,424,359	472,667,209
20-1	12-month Student FTE (from E12 survey)	10,728	10,889
21-1	Total expenses and deductions per student FTE CV=[C19-1/C20-1]	46,647	43,408


 You may use the box below to provide additional context for the data you have reported above. Context notes will be posted on the College Navigator website. Therefore, you should write all context notes using proper grammar (e.g., complete sentences with punctuation) and common language that can be easily understood by students and parents (e.g., spell out acronyms).

Institution: University of Missouri-Kansas City (178402)

User ID: 29C0011

Part M-1 - Pension Information

Fiscal Year: July 1, 2023 - June 30, 2024				
Line No.	Description	Current year amount		Prior Year amount
01	Pension expense	<input checked="" type="checkbox"/>	<input type="text" value="7,862,901"/>	16,938,569
02	Net Pension liability		<input type="text" value="127,143,965"/>	142,683,191
03	Deferred inflows related to pension	<input checked="" type="checkbox"/>	<input type="text" value="4,649,126"/>	317,950
04	Deferred outflows related to pension	<input checked="" type="checkbox"/>	<input type="text" value="20,288,499"/>	39,359,450


 You may use the box below to provide additional context for the data you have reported above. Context notes will be posted on the College Navigator website. Therefore, you should write all context notes using proper grammar (e.g., complete sentences with punctuation) and common language that can be easily understood by students and parents (e.g., spell out acronyms).

Institution: University of Missouri-Kansas City (178402)

User ID: 29C0011

Part M-2 - Postemployment Benefits Other than Pension (OPEB) Information

Fiscal Year: July 1, 2023 - June 30, 2024			
Line No.	Description	Current year amount	Prior Year amount
05	OPEB expense	<div>-7,964,972</div>	-9,320,255
06	Net OPEB liability	<div>15,926,679</div>	17,481,629
07	Deferred inflows related to OPEB	<div><input checked="" type="checkbox"/>8,007,393</div>	14,373,647
08	Deferred outflows related to OPEB	<div>3,004,389</div>	2,960,622

 You may use the box below to provide additional context for the data you have reported above. Context notes will be posted on the College Navigator website. Therefore, you should write all context notes using proper grammar (e.g., complete sentences with punctuation) and common language that can be easily understood by students and parents (e.g., spell out acronyms).




Institution: University of Missouri-Kansas City (178402)

User ID: 29C0011

Part H - Details of Endowment Net Assets

Fiscal Year: July 1, 2023 - June 30, 2024			
Include not only endowment net assets held by the institution, but any assets held by private foundations affiliated with the institution.			
Line No.	Value of Endowment Net Assets		Prior Year Amounts
01	Value of endowment net assets at the beginning of the fiscal year		200,936,597
02	Value of endowment net assets at the end of the fiscal year		199,982,456
03	Change in value of endowment net assets CV=[H02-H01]		-954,141
03a	New gifts and additions		363,124
03b	Endowment net investment return		7,435,435
03c	Spending distribution for current use		-8,696,498
03d	Other CV=[H03-(H03a+H03b+H03c)]		-56,202


 You may use the box below to provide additional context for the data you have reported above. Context notes will be posted on the College Navigator website. Therefore, you should write all context notes using proper grammar (e.g., complete sentences with punctuation) and common language that can be easily understood by students and parents (e.g., spell out acronyms).

Institution: University of Missouri-Kansas City (178402)

User ID: 29C0011

Part N - Financial Health

Fiscal Year: July 1, 2023 - June 30, 2024				
Line No.	Description <i>(If your institution is a parent institution then the amounts reported should include ALL of your child institutions. Include amounts for the institution's GASB and FASB component units.)</i>	Current year amount		Prior year amount
01	Operating income (Loss) + net nonoperating revenues (expenses)	<input checked="" type="checkbox"/>	<input type="text" value="17,495,313"/>	42,005,707
02	Operating revenues + nonoperating revenues		<input type="text" value="496,408,044"/>	477,941,277
03	Change in net position		<input type="text" value="66,709,718"/>	66,324,407
04	Net position		<input type="text" value="598,770,490"/>	540,064,397
05	Expendable net assets		<input type="text" value="280,622,002"/>	241,074,090
06	Plant-related debt		<input type="text" value="164,632,135"/>	170,376,900
07	Total expenses		<input type="text" value="480,156,428"/>	445,450,894


 You may use the box below to provide additional context for the data you have reported above. Context notes will be posted on the College Navigator website. Therefore, you should write all context notes using proper grammar (e.g., complete sentences with punctuation) and common language that can be easily understood by students and parents (e.g., spell out acronyms).

Institution: University of Missouri-Kansas City (178402)

User ID: 29C0011

## Part J - Revenue Data for the Census Bureau

Fiscal Year: July 1, 2023 - June 30, 2024						
Source and type		Amount				
		Total for all funds and operations (includes endowment funds, but excludes component units)	Education and general/ independent operations	Auxiliary enterprises	Hospitals	Agriculture extension/ experiment services
		(1)	(2)	(3)	(4)	(5)
01	Tuition and fees	224,758,635	224,758,635			
02	Sales and services	86,832,278	5,646,898	81,185,380	0	0
03	Federal grants/contracts (excludes Pell Grants)	40,818,581	40,818,581	0	0	0
Revenue from the state government:						
04	State appropriations, current & capital	89,263,459	89,263,459	0	0	0
05	State grants and contracts	32,136,406	32,136,406	0	0	0
Revenue from local governments:						
06	Local appropriation, current & capital	0	0	0	0	0
07	Local government grants/contracts	3,388,400	3,388,400	0	0	0
08	Receipts from property and non-property taxes	0				
09	Gifts and private grants, NOT including capital grants	45,482,695				
10	Interest earnings	10,594,076				
11	Dividend earnings	0				
12	Realized capital gains	14,085,783				


 You may use the box below to provide additional context for the data you have reported above. Context notes will be posted on the College Navigator website. Therefore, you should write all context notes using proper grammar (e.g., complete sentences with punctuation) and common language that can be easily understood by students and parents (e.g., spell out acronyms).

Institution: University of Missouri-Kansas City (178402)

User ID: 29C0011

## Part K - Expenditure Data for the Census Bureau

Fiscal Year: July 1, 2023 - June 30, 2024						
Category		Total for all funds and operations (includes endowment funds, but excludes component units)	Education and general/ independent operations	Auxiliary enterprises	Hospitals	Agriculture extension/ experiment services
		(1)	(2)	(3)	(4)	(5)
02	Employee benefits, total	70,218,648	<input type="text" value="59,282,104"/>	<input type="text" value="10,936,544"/>	<input type="text" value="0"/>	<input type="text" value="0"/>
03	Payment to state retirement funds (may be included in line 02 above)	0	<input type="text" value="0"/>	<input type="text" value="0"/>	<input type="text" value="0"/>	<input type="text" value="0"/>
04	Current expenditures <b>including</b> salaries	442,068,270	<input type="text" value="370,326,275"/>	<input type="text" value="71,741,995"/>	<input type="text" value="0"/>	<input type="text" value="0"/>
Capital outlays						
05	Construction	20,290,517	<input type="text" value="20,290,517"/>	<input type="text" value="0"/>	<input type="text" value="0"/>	<input type="text" value="0"/>
06	Equipment purchases	4,711,184	<input type="text" value="4,711,184"/>	<input type="text" value="0"/>	<input type="text" value="0"/>	<input type="text" value="0"/>
07	Land purchases	209,774	<input type="text" value="209,774"/>	<input type="text" value="0"/>	<input type="text" value="0"/>	<input type="text" value="0"/>
08	Interest on debt outstanding, all funds and activities	<input type="text" value="6,882,181"/>				


 You may use the box below to provide additional context for the data you have reported above. Context notes will be posted on the College Navigator website. Therefore, you should write all context notes using proper grammar (e.g., complete sentences with punctuation) and common language that can be easily understood by students and parents (e.g., spell out acronyms).

Institution: University of Missouri-Kansas City (178402)

User ID: 29C0011

Part L - Debt and Assets for Census Bureau, page 1

Fiscal Year: July 1, 2023 - June 30, 2024		
Debt		
Category		Amount
01	Long-term debt outstanding at beginning of fiscal year	168,100,630
02	Long-term debt issued during fiscal year	0
03	Long-term debt retired during fiscal year	6,960,207
04	Long-term debt outstanding at end of fiscal year	161,140,423
05	Short-term debt outstanding at beginning of fiscal year	0
06	Short-term debt outstanding at end of fiscal year	0


 You may use the box below to provide additional context for the data you have reported above. Context notes will be posted on the College Navigator website. Therefore, you should write all context notes using proper grammar (e.g., complete sentences with punctuation) and common language that can be easily understood by students and parents (e.g., spell out acronyms).

Institution: University of Missouri-Kansas City (178402)

User ID: 29C0011

Part L - Debt and Assets for Census Bureau, page 2

Fiscal Year: July 1, 2023 - June 30, 2024		
Assets		
Category		Amount
07	Total cash and security assets held at end of fiscal year in sinking or debt service funds	<input type="text" value="0"/>
08	Total cash and security assets held at end of fiscal year in bond funds	<input type="text" value="0"/>
09	Total cash and security assets held at end of fiscal year in all other funds	<input type="text" value="573,059,510"/>

 You may use the box below to provide additional context for the data you have reported above. Context notes will be posted on the College Navigator website. Therefore, you should write all context notes using proper grammar (e.g., complete sentences with punctuation) and common language that can be easily understood by students and parents (e.g., spell out acronyms).

Institution: University of Missouri-Kansas City (178402)

User ID: 29C0011

## Prepared by

## Prepared by

## Reporting Reminders:

- The name of the preparer is being collected so that we can follow up with the appropriate person in the event that there are questions concerning the data.
- The Keyholder will be copied on all email correspondence to other preparers.
- The time it took to prepare this component is being collected so that we can continue to improve our estimate of the reporting burden associated with IPEDS.
- Please include in your estimate the time it took for you to review instructions, query and search data sources, complete and review the component, and submit the data through the Data Collection System.
- Thank you for your assistance.

This survey component was prepared by:					
<input checked="" type="radio"/>	Keyholder	<input type="radio"/>	SFA Contact	<input type="radio"/>	HR Contact
<input type="radio"/>	Finance Contact	<input type="radio"/>	Academic Library Contact	<input type="radio"/>	Other
Name:	<input type="text" value="Randy Sade"/>				
Email:	<input type="text" value="SadeR@umsystem.edu"/>				

How many staff from your institution only were involved in the data collection and reporting process of this survey component?	
<input type="text" value="3.00"/>	Number of Staff (including yourself)

How many hours did you and others from your institution only spend on each of the steps below when responding to this survey component? <i>Exclude the hours spent collecting data for state and other reporting purposes.</i>				
Staff member	Collecting Data Needed	Revising Data to Match IPEDS Requirements	Entering Data	Revising and Locking Data
Your office	<input type="text" value="1.00"/> hours	<input type="text" value="0.00"/> hours	<input type="text" value="2.50"/> hours	<input type="text" value="2.75"/> hours
Other offices	<input type="text" value="12.00"/> hours	<input type="text" value="0.00"/> hours	<input type="text" value="6.00"/> hours	<input type="text" value="3.50"/> hours

Institution: University of Missouri-Kansas City (178402)

User ID: 29C0011

## Summary

### Finance Component Summary

The purpose of this summary is to provide you an opportunity to view some of the data that, when accepted through the IPEDS quality control process, will appear on the [College Navigator](#) website and/or your institution's Data Feedback Report (DFR). In addition, all data reported in IPEDS survey components become publicly available through the [IPEDS Use the Data](#) and appear as aggregated statistics in various Department of Education reports. [College Navigator](#) is updated approximately three months after the data collection period closes and DFRs will be available through the [IPEDS Use the Data](#) and sent to your institution's CEO at the end of 2025.

Please review your data for accuracy. If you have questions about the data displayed below or after reviewing the data reported on the survey screens, please contact the IPEDS Help Desk at: 1-877-225-2568 or [ipedshelp@rti.org](mailto:ipedshelp@rti.org).

Core Revenues			
Revenue Source	Reported values	Percent of total core revenues (%)	Core revenues per FTE enrollment
Tuition and fees	159,639,073	33	14,881
State appropriations	88,463,459	18	8,246
Local appropriations	0	0	0
Government grants and contracts	91,976,504	19	8,573
Private gifts, grants, and contracts	45,044,738	9	4,199
Investment income	31,962,444	7	2,979
Other core revenues	72,328,101	15	6,742
Total core revenues	489,414,319	100	45,620
Total revenues	567,236,148	N/A	52,874

Other core revenues include federal appropriations; sales and services of educational activities; other operating and nonoperating sources; and other revenues and additions (e.g., capital appropriations, capital grants and gifts, etc.). Core revenues exclude revenues from auxiliary enterprises (e.g., bookstores, dormitories), hospitals, and independent operations. For institutions reporting in Full parent/child relationships, core revenues per FTE enrollment amounts will not be allocated to child institutions.

Core Expense			
Expense function	Reported values	Percent of total core expenses (%)	Core expenses per FTE enrollment
Instruction	155,032,062	37	14,451
Research	43,992,512	10	4,101
Public service	69,281,688	16	6,458
Academic support	40,630,136	10	3,787
Institutional support	64,957,749	15	6,055
Student services	26,255,796	6	2,447
Other core expenses	20,429,000	5	1,904
Total core expenses	420,578,943	100	39,204
Total expenses	500,424,359	N/A	46,647

Other core expenses include scholarships and fellowships, net of discounts and allowances, and other expenses. Core expenses exclude expenses from auxiliary enterprises (e.g., bookstores, dormitories), hospitals, and independent operations. For institutions reporting in Full parent/child relationships, core expenses per FTE enrollment amounts will not be allocated to child institutions.

	Calculated value
FTE enrollment	10,728

The full-time equivalent (FTE) enrollment used in this report is the sum of the institution's FTE undergraduate enrollment and FTE graduate enrollment (as calculated from or reported on the 12-month Enrollment component). FTE is estimated using 12- month instructional activity (credit and/or clock hours). All doctor's degree students are reported as graduate students.



Institution: University of Missouri-Kansas City (178402 )

User ID: 29C0011

## Edit Report

## Finance

Source	Description	Severity	Resolved	Options
Screen: Part E-1 - Scholarships and Fellowships				
Perform Edits	The fiscal year for this institution exactly matches the coverage period specified in SFA (July 1 to June 30) therefore, we would expect the grant/scholarship aid awarded in SFA (\$63,156,118) to be similar to the scholarship/fellowship revenue reported in Finance (\$88,853,115). Please review your data and make any necessary corrections, or explain. (Error #5309)	Explanation	Yes	
Reason	The Student Financial Aid survey collects dollar amounts only on undergraduate aid, where this Finance survey collects amounts for both undergraduate and graduate-level dollars awarded. For UM-Kansas City, it also includes aid for students in the Medicine, Dentistry, Law, Pharmacy, & Nurse Practioner professional programs.			
Screen: Part E-2 - Sources of Discounts and Allowances				
Screen Entry	The amount reported is outside the expected range of between 547,748 and 1,643,244 when compared with the prior year value. Please correct your data or explain. (Error #5301)	Explanation	Yes	
Reason	Increase in investment income from better portfolio performance.			
Screen: Part M-1 - Pension Information				
Screen Entry	The amount reported is outside the expected range of between 11,010,070 and 22,867,068 when compared with the prior year value. Please correct your data or explain. (Error #5301)	Explanation	Yes	
Reason	Fluctuations in investment earnings, which resulted in a decrease in pension expense. Additionally, the University had a vested termination buyout during FY24 which reduced pension expense.			
Screen Entry	The amount reported is outside the expected range of between 206,668 and 429,232 when compared with the prior year value. Please correct your data or explain. (Error #5301)	Explanation	Yes	
Reason	Fluctuations in investment earnings, which resulted in a decrease in pension expense. Additionally, the University had a vested termination buyout during FY24 which reduced pension expense.			
Screen Entry	The amount reported is outside the expected range of between 25,583,643 and 53,135,257 when compared with the prior year value. Please correct your data or explain. (Error #5301)	Explanation	Yes	
Reason	Fluctuations in investment earnings, which resulted in a decrease in pension expense. Additionally, the University had a vested termination buyout during FY24 which reduced pension expense.			
Screen: Part M-2 - Postemployment Benefits Other than Pension (OPEB) Information				
Screen Entry	The amount reported is outside the expected range of between 9,342,871 and 19,404,423 when compared with the prior year value. Please correct your data or explain. (Error #5301)	Explanation	Yes	
Reason	Several years of cost reduction measures on the retiree health plans most of which were the from plan changes in fiscal years 2020-2022 that are being recognized over the average expected remaining service life of employees through the deferred inflows/outflows of resources.			
Screen: Part N - Financial Health				
Screen Entry	The amount reported is outside the expected range of between 21,002,854 and 63,008,560 when compared with the prior year value. Please correct your data or explain. (Error #5301)	Explanation	Yes	
Reason	Decrease in Operating income (Loss) + net nonoperating revenues (expenses) is due to decreased enrollment.			