

# IPEDS 2025-26 Data Collection System

IPEDS HELP DESK (877) 225-2568 | [ipedshelp@rti.org](mailto:ipedshelp@rti.org)  
OMB NO. 1850-0582 v.33 : Approval Expires 8/31/2027  
User ID: 29C0011

Finance 2025-26

2024-25 Data

Institution: University of Missouri-St Louis (178420)

User ID: 29C0011

## Overview

### Overview

The purpose of the IPEDS Finance component is to collect basic financial information from items associated with the institution's General Purpose Financial Statements.

### Data Reporting Reminder:

- Report data to accurately reflect the time period corresponding with the IPEDS survey component, even if such reporting is seemingly inconsistent with prior-year reporting.

### Changes to reporting:

- No changes for the 2025-26 data collection period.

### Resources:

- To download the survey materials for this component: [Survey Materials](#)
- To access your prior year data submission for this component: [Reported Data](#)

If you have questions about completing this survey, please contact the **IPEDS Help Desk at (877) 225-2568**.

Institution: University of Missouri-St Louis (178420)

User ID: 29C0011

## Finance - Public Institutions' Reporting Standard

### Reporting Standard

Please indicate which reporting standards are used to prepare your financial statements:

- GASB (Governmental Accounting Standards Board), using standards of GASB 34 & 35
- FASB (Financial Accounting Standards Board)

Please consult your business officer for the correct response before saving this screen. Your response to this question will determine the forms you will receive for reporting finance data.

Institution: University of Missouri-St Louis (178420)

User ID: 29C0011

## Finance - Public Institutions Using GASB Standards

## General Information: GASB-Reporting Institutions (aligned form)

## Reporting Reminder:

- To the extent possible, the finance data requested in this report should be provided from your institution's audited General Purpose Financial Statements (GPFS).
- Please refer to the instructions specific to each screen of the survey for details and references.

## 1. Fiscal Year Calendar

This report covers financial activities for the 12-month fiscal year: (The fiscal year reported should be the most recent fiscal year ending before October 1, 2025.)

Beginning: month/year (MMYYYY)	Month: <input type="text" value="7"/>	Year: <input type="text" value="2024"/>
And ending: month/year (MMYYYY)	Month: <input type="text" value="6"/>	Year: <input type="text" value="2025"/>

## 2. Audit Opinion

Did your institution receive an unqualified opinion on its General Purpose Financial Statements from your auditor for the fiscal year noted above? (If your institution is audited only in combination with another entity, answer this question based on the audit of that entity.)

- Unqualified
- i** Qualified (Explain in box below)
- Don't know OR in progress (Explain in box below)

## 3. Reporting Model

GASB Statement No. 34 offers three alternative reporting models for special-purpose governments like colleges and universities. Which model is used by your institution?

- Business-type activities
- Governmental Activities
- Governmental Activities with Business-Type Activities

## 4. Intercollegiate Athletics

Does your institution participate in intercollegiate athletics?

- No
- Yes - answer part a and b below

a) Are the intercollegiate athletics expenses accounted for as? [check all that apply]

- Auxiliary enterprises
- Student services
- Other (specify in box below)

b) Does your institution have intercollegiate athletics revenue?

- No
- Yes - select category(s) where these revenues are included [check all that apply]

- Sales and services of educational activities
- Sales and services of auxiliary enterprises
- Other (specify in box below)

## 5. Endowment Assets

Does this institution or any of its foundations or other affiliated organizations own endowment assets?

- No
- Yes - (report details of endowment net assets)

## 6. Pension


Does your institution include defined benefit pension liabilities, expenses, and/or deferrals in its General Purpose Financial Statements?

- No
- i** Yes

## 7. Postemployment Benefits Other than Pension (OPEB)


Does your institution include postemployment benefits other than pension (OPEB) liabilities, expenses, and/or deferrals in its General Purpose Financial Statements?

- No  
 Yes

 You may use the box below to provide additional context for the data you have reported above. Context notes will be posted on the College Navigator website. Therefore, you should write all context notes using proper grammar (e.g., complete sentences with punctuation) and common language that can be easily understood by students and parents (e.g., spell out acronyms).


Part A - Statement of Net Position Page 1

Fiscal Year: July 1, 2024 - June 30, 2025			
If your institution is a parent institution then the amounts reported in Parts A and D should include ALL of your child institutions			
Line no.		Current year amount	Prior year amount
<b>Assets</b>			
01	Total <u>current assets</u>	205,856,951	193,368,507
31	Depreciable <u>capital assets</u> , net of depreciation	296,715,705	271,333,338
04	Other noncurrent assets CV=[A05-A31]	141,659,682	126,160,976
05	Total <u>noncurrent assets</u>	438,375,387	397,494,314
06	<b>Total assets</b> CV=(A01+A05)	644,232,338	590,862,821
19	<b>Deferred outflows of resources</b>	10,236,234	15,959,428
<b>Liabilities</b>			
07	<u>Long-term debt, current portion</u>	6,111,292	5,839,278
08	Other current liabilities CV=(A09-A07)	46,365,369	29,753,978
09	Total <u>current liabilities</u>	52,476,661	35,593,256
10	<u>Long-term debt</u>	88,448,876	94,574,368
11	Other noncurrent liabilities CV=(A12-A10)	85,382,536	94,831,682
12	Total <u>noncurrent liabilities</u>	173,831,412	189,406,050
13	<b>Total liabilities</b> CV=(A09+A12)	226,308,073	224,999,306
20	<b>Deferred inflows of resources</b>	12,749,167	13,046,558
<b>Net Position</b>			
14	<u>Invested in capital assets, net of related debt</u>	202,155,536	170,838,865
15	<u>Restricted-expendable</u>	35,406,869	37,809,955
16	<u>Restricted-nonexpendable</u>	136,382,147	124,087,771
17	<u>Unrestricted</u> CV=[A18-(A14+A15+A16)]	41,466,780	36,039,794
18	<b>Net position</b> CV=[(A06+A19)-(A13+A20)]	415,411,332	368,776,385

 You may use the box below to provide additional context for the data you have reported above. Context notes will be posted on the College Navigator website. Therefore, you should write all context notes using proper grammar (e.g., complete sentences with punctuation) and common language that can be easily understood by students and parents (e.g., spell out acronyms).

Part A - Statement of Net Position Page 2

Fiscal Year: July 1, 2024 - June 30, 2025			
Line No.	Description	Ending balance	Prior year Ending balance
<b>Capital Assets</b>			
21	Land and land improvements	14,043,619	12,783,166
22	Infrastructure	39,257,670	36,549,856
23	Buildings	453,412,265	446,347,136
32	Equipment, including art and library collections	107,937,723	104,758,660
27	Construction in progress	49,247,664	24,890,981
	<b>Total for Plant, Property and Equipment CV = (A21+ .. A27)</b>	<b>663,898,941</b>	<b>625,329,799</b>
28	Accumulated depreciation	367,751,356	354,739,521
33	Intangible assets, net of accumulated amortization	0	0
34	Other capital assets	119,111	119,111


 You may use the box below to provide additional context for the data you have reported above. Context notes will be posted on the College Navigator website. Therefore, you should write all context notes using proper grammar (e.g., complete sentences with punctuation) and common language that can be easily understood by students and parents (e.g., spell out acronyms).

Institution: University of Missouri-St Louis (178420)

User ID: 29C0011

Part D - Summary of Changes In Net Position

Fiscal Year: July 1, 2024 - June 30, 2025			
If your institution is a parent institution then the amounts reported in Parts A and D should include ALL of your child institutions			
Line No.	Description	Current year amount	Prior year amount
01	Total revenues and other additions for this institution <b>AND all of its child institutions</b>	322,596,084	290,517,969
02	Total expenses and deductions for this institution <b>AND all of its child institutions</b>	275,188,409	258,103,655
03	Change in net position during year <b>CV=(D01-D02)</b>	<b>47,407,675</b>	<b>32,414,314</b>
04	<u>Net position</u> beginning of year for this institution <b>AND all of its child institutions</b>	368,776,385	336,362,069
05	<u>Adjustments to beginning net position</u> and other gains or losses <b>CV=[D06-(D03+D04)]</b>	<b>-772,728</b>	<b>2</b>
06	Net position end of year for this institution <b>AND all of its child institutions (from A18)</b>	415,411,332	368,776,385

 You may use the box below to provide additional context for the data you have reported above. Context notes will be posted on the College Navigator website. Therefore, you should write all context notes using proper grammar (e.g., complete sentences with punctuation) and common language that can be easily understood by students and parents (e.g., spell out acronyms).

Part E-1 - Scholarships and Fellowships

Fiscal Year: July 1, 2024 - June 30, 2025			
Do not report Federal Direct Student Loans (FDSL) anywhere in this section.			
Line No.	Scholarships and Fellowships	Current year amount	Prior year amount
01	Pell grants (federal)	14,170,616	12,294,521
02	Other federal grants (Do NOT include FDSL amounts)	3,042,311	3,115,682
03	Grants by state government	5,346,488	4,759,821
04	Grants by local government	0	0
05	Institutional grants from restricted resources	120,537	213,633
06	Institutional grants from unrestricted resources CV=[E07-(E01+...+E05)]	28,638,752	25,876,781
07	Total revenue that funds scholarships and fellowships	51,318,704	46,260,438
<b>Discounts and Allowances</b>			
08	Discounts and allowances applied to tuition and fees	40,842,167	36,170,772
09	Discounts and allowances applied to sales and services of auxiliary enterprises	120,537	448,666
10	Total discounts and allowances CV=(E08+E09)	40,962,704	36,619,438
11	Net scholarships and fellowships expenses after deducting discounts and allowances CV= (E07-E10) This amount will be carried forward to C10 of the expense section.	10,356,000	9,641,000

You may use the box below to provide additional context for the data you have reported above. Context notes will be posted on the College Navigator website. Therefore, you should write all context notes using proper grammar (e.g., complete sentences with punctuation) and common language that can be easily understood by students and parents (e.g., spell out acronyms).

Institution: University of Missouri-St Louis (178420)

User ID: 29C0011

Part E-2 - Sources of Discounts and Allowances

Fiscal Year: July 1, 2024 - June 30, 2025							
Line No.	Source of Discounts and Allowances	Amount of Source Applied to:					
		Tuition and fees discounts allowances		Auxiliary enterprises discounts allowances		Total discounts allowances	
		Current year amount	Prior year amount	Current year amount	Prior year amount	Current year amount	Prior year amount
12	Pell grants (federal)	11,277,733	9,613,016	0	0	11,277,733	9,613,016
13	Other federal grants (Do NOT include FDSL amounts)	2,421,233	2,436,134	0	0	2,421,233	2,436,134
14	Grants by state government	4,255,021	3,721,677	0	0	4,255,021	3,721,677
15	Grants by local government	0	0	0	0	0	0
16	Endowments and gifts	95,930	167,039	0	0	95,930	167,039
17	Other institutional sources CV=[E18-(E12+E13+ ... +E16)]	22,792,250	20,232,906	120,537	448,666	22,912,787	20,681,572
18	Total (from Part E1 line 8, 9 and 10)	40,842,167	36,170,772	120,537	448,666	40,962,704	36,619,438

Part B - Revenues and Other Additions, Page 1


Fiscal Year: July 1, 2024 - June 30, 2025			
Line No.	Source of Funds	Current year amount	Prior year amount
<b>Operating Revenues</b>			
01	Tuition and fees, after deducting discounts & allowances	75,932,595	78,377,619
<b>Grants and contracts - operating</b>			
02	Federal operating grants and contracts	9,537,116	7,879,396
03	State operating grants and contracts	45,091,224	34,867,061
04	Local government/private operating grants and contracts	<b>16,979,184</b>	<b>15,740,112</b>
04a	Local government operating grants and contracts	5,347,903	5,812,147
04b	Private operating grants and contracts	11,631,281	9,927,965
05	Sales and services of <u>auxiliary enterprises</u> , after deducting <u>discounts and allowances</u>	12,149,504	11,400,652
06	Sales and services of <u>hospitals</u> , after deducting <u>patient contractual allowances</u>	0	0
26	Sales and services of educational activities	2,318,821	2,229,474
07	<u>Independent operations</u>	0	0
08	Other sources - operating CV=[B09-(B01+ ....+B07)]	<b>2,379,234</b>	<b>3,915,086</b>
09	Total operating revenues	164,387,678	154,409,400

Part B - Revenues and Other Additions, Page 2

Fiscal Year: July 1, 2024 - June 30, 2025			
Line No.	Source of funds	Current year amount	Prior year amount
<b>Nonoperating Revenues</b>			
10	Federal appropriations	0	0
11	State appropriations	70,697,148	68,654,225
12	Local appropriations, education district taxes, and similar support	0	0
<b>Grants-nonoperating</b>			
13	Federal nonoperating grants <b>Do NOT include Federal Direct Student Loans</b>	14,170,616	12,294,521
14	State nonoperating grants	0	0
15	Local government nonoperating grants	0	0
16	Gifts, including contributions from affiliated organizations	16,294,084	12,416,164
17	Investment income	15,602,454	17,085,896
18	Other nonoperating revenues CV=[B19-(B10+...+B17)]	0	210
19	Total nonoperating revenues	116,764,302	110,451,016
27	Total operating and nonoperating revenues CV=[B19+B09]	281,151,980	264,860,416
28	12-month Student FTE from E12	7,696	7,751
29	Total operating and nonoperating revenues per student FTE CV=[B27/B28]	36,532	34,171

Part B - Revenues and Other Additions, Page 3

Fiscal Year: July 1, 2024 - June 30, 2025			
Line No.	Source of funds	Current year amount	Prior year amount
Other Revenues and Additions			
20	Capital appropriations	11,935,293	0
21	Capital grants and gifts	23,309,729	23,817,012
22	Additions to permanent endowments	6,199,082	1,840,541
23	Other revenues and additions CV=[B24-(B20+...+B22)]	0	0
24	Total other revenues and additions CV=[B25-(B9+B19)]	41,444,104	25,657,553
25	Total all revenues and other additions	322,596,084	290,517,969

 You may use the box below to provide additional context for the data you have reported above. Context notes will be posted on the College Navigator website. Therefore, you should write all context notes using proper grammar (e.g., complete sentences with punctuation) and common language that can be easily understood by students and parents (e.g., spell out acronyms).

Institution: University of Missouri-St Louis (178420)

User ID: 29C0011

Part C-1 - Expenses and Other Deductions by Functional Classification


Fiscal Year: July 1, 2024 - June 30, 2025					
Report Total Operating AND Nonoperating Expenses in this section					
Line No.	Expense: Functional Classifications	Total amount	Prior Year Total Amount	Salaries and wages	Prior Year Salaries and wages
		(1)		(2)	
01	<u>Instruction</u>	81,899,081	84,551,789	49,656,558	50,586,012
02	<u>Research</u> <input checked="" type="checkbox"/>	18,112,410	10,090,146	5,978,420	4,798,727
03	<u>Public service</u>	70,873,116	64,002,280	16,656,410	16,720,917
05	<u>Academic support</u>	27,281,295	28,476,231	11,174,189	10,935,260
06	<u>Student services</u>	22,344,987	20,604,286	10,421,592	9,630,702
07	<u>Institutional support</u>	29,639,417	28,045,184	12,533,032	11,852,943
10	<u>Scholarships and fellowships expenses,</u> net of <u>discounts and allowances</u> (from Part E-1, line 11)	10,356,000	9,641,000		
11	<u>Auxiliary enterprises</u>	12,539,086	12,692,739	2,550,683	2,633,400
12	<u>Hospital services</u>	0	0	0	0
13	<u>Independent operations</u>	0	0	0	0
14	Other Functional Expenses and deductions CV=[C19-(C01+...+C13)]	2,143,017	0	0	0
19	<b>Total expenses and deductions</b>	275,188,409	258,103,655	108,970,884	107,157,961

Institution: University of Missouri-St Louis (178420)

User ID: 29C0011

Part C-2 - Expenses and Other Deductions by Natural Classification

Fiscal Year: July 1, 2024 - June 30, 2025			
Line No.	Expense: Natural Classifications	Total Amount	Prior year amount
19-2	Salaries and Wages(from Part C-1,Column 2 line 19)	108,970,884	107,157,961
19-3	Benefits	31,483,858	34,219,346
19-4	Operation and Maintenance of Plant (as a natural expense)	15,335,768	12,350,184
19-5	Depreciation	18,392,721	18,332,238
19-6	Interest	4,587,088	4,856,995
19-7	Other Natural Expenses and Deductions CV=[C19-1 - (C19-2 + ... + C19-6)]	96,418,090	81,186,931
19-1	<b>Total Expenses and Deductions (from Part C-1, Line 19)</b>	275,188,409	258,103,655
20-1	12-month Student FTE (from E12 survey)	7,696	7,751
21-1	Total expenses and deductions per student FTE CV=[C19-1/C20-1]	35,757	33,299


 You may use the box below to provide additional context for the data you have reported above. Context notes will be posted on the College Navigator website. Therefore, you should write all context notes using proper grammar (e.g., complete sentences with punctuation) and common language that can be easily understood by students and parents (e.g., spell out acronyms).

Institution: University of Missouri-St Louis (178420)

User ID: 29C0011

Part M-1 - Pension Information

Fiscal Year: July 1, 2024 - June 30, 2025			
Line No.	Description	Current year amount	Prior Year amount
01	Pension expense	<input checked="" type="checkbox"/> <input type="text" value="-430,885"/>	4,102,264
02	Net Pension liability	<input type="text" value="73,287,475"/>	79,061,789
03	Deferred inflows related to pension	<input type="text" value="3,757,522"/>	3,823,481
04	Deferred outflows related to pension	<input checked="" type="checkbox"/> <input type="text" value="8,705,528"/>	14,114,915


 You may use the box below to provide additional context for the data you have reported above. Context notes will be posted on the College Navigator website. Therefore, you should write all context notes using proper grammar (e.g., complete sentences with punctuation) and common language that can be easily understood by students and parents (e.g., spell out acronyms).

Institution: University of Missouri-St Louis (178420)

User ID: 29C0011

Part M-2 - Postemployment Benefits Other than Pension (OPEB) Information

Fiscal Year: July 1, 2024 - June 30, 2025			
Line No.	Description	Current year amount	Prior Year amount
05	OPEB expense	-3,316,611	-4,273,379
06	Net OPEB liability	8,338,785	11,269,419
07	Deferred inflows related to OPEB	5,239,144	5,938,927
08	Deferred outflows related to OPEB	1,530,706	1,844,513


 You may use the box below to provide additional context for the data you have reported above. Context notes will be posted on the College Navigator website. Therefore, you should write all context notes using proper grammar (e.g., complete sentences with punctuation) and common language that can be easily understood by students and parents (e.g., spell out acronyms).

Institution: University of Missouri-St Louis (178420)

User ID: 29C0011

Part H - Details of Endowment Net Assets

Fiscal Year: July 1, 2024 - June 30, 2025			
Include not only endowment net assets held by the institution, but any assets held by private foundations affiliated with the institution.			
Line No.	Value of Endowment Net Assets	Market Value	Prior Year Amounts
01	Value of endowment net assets at the beginning of the fiscal year	127,708,077	117,774,495
02	Value of endowment net assets at the end of the fiscal year	140,161,089	127,708,077
03	Change in value of endowment net assets CV=[H02-H01]	12,453,012	9,933,582
03a	New gifts and additions	5,994,083	2,779,212
03b	Endowment net investment return	11,586,141	13,160,244
03c	Spending distribution for current use	-5,827,477	-5,381,718
03d	Other CV=[H03-(H03a+H03b+H03c)]	700,265	-624,156


 You may use the box below to provide additional context for the data you have reported above. Context notes will be posted on the College Navigator website. Therefore, you should write all context notes using proper grammar (e.g., complete sentences with punctuation) and common language that can be easily understood by students and parents (e.g., spell out acronyms).

Institution: University of Missouri-St Louis (178420)

User ID: 29C0011

Part N - Financial Health

Fiscal Year: July 1, 2024 - June 30, 2025			
Line No.	Description <i>(If your institution is a parent institution then the amounts reported should include ALL of your child institutions. Include amounts for the institution's GASB and FASB component units.)</i>	Current year amount	Prior year amount
01	Operating income (Loss) + net nonoperating revenues (expenses)	2,580,153	-644,056
02	Operating revenues + nonoperating revenues	269,252,525	247,935,368
03	Change in net position	43,660,179	32,243,199
04	Net position	368,003,657	336,362,071
05	Expendable net assets	74,693,873	63,804,711
06	Plant-related debt	94,560,169	100,413,646
07	Total expenses	275,188,409	235,256,652

 You may use the box below to provide additional context for the data you have reported above. Context notes will be posted on the College Navigator website. Therefore, you should write all context notes using proper grammar (e.g., complete sentences with punctuation) and common language that can be easily understood by students and parents (e.g., spell out acronyms).

Part J - Revenue Data for the Census Bureau

Fiscal Year: July 1, 2024 - June 30, 2025						
Source and type		Amount				
		Total for all funds and operations (includes endowment funds, but excludes component units)	Education and general/ independent operations	Auxiliary enterprises	Hospitals	Agriculture extension/ experiment services
		(1)	(2)	(3)	(4)	(5)
01	Tuition and fees	116,774,762	116,774,762			
02	Sales and services	14,588,862	2,318,821	12,270,041	0	0
03	Federal grants/contracts (excludes Pell Grants)	9,537,116	9,537,116	0	0	0
Revenue from the state government:						
04	State appropriations, current & capital	82,632,441	82,632,441	0	0	0
05	State grants and contracts	45,091,224	45,091,224	0	0	0
Revenue from local governments:						
06	Local appropriation, current & capital	0	0	0	0	0
07	Local government grants/contracts	5,347,903	5,347,903	0	0	0
08	Receipts from property and non-property taxes	0				
09	Gifts and private grants, NOT including capital grants	34,124,447				
10	Interest earnings	5,548,225				
11	Dividend earnings	0				
12	Realized capital gains	6,439,840				


You may use the box below to provide additional context for the data you have reported above. Context notes will be posted on the College Navigator website. Therefore, you should write all context notes using proper grammar (e.g., complete sentences with punctuation) and common language that can be easily understood by students and parents (e.g., spell out acronyms).

Institution: University of Missouri-St Louis (178420)

User ID: 29C0011

Part K - Expenditure Data for the Census Bureau

Fiscal Year: July 1, 2024 - June 30, 2025						
Category		Total for all funds and operations (includes endowment funds, but excludes component units)	Education and general/ independent operations	Auxiliary enterprises	Hospitals	Agriculture extension/ experiment services
		(1)	(2)	(3)	(4)	(5)
02	Employee benefits, total	31,483,858	30,922,031	561,827	0	0
03	Payment to state retirement funds (may be included in line 02 above)	0	0	0	0	0
04	Current expenditures <b>including</b> salaries	235,790,203	229,139,966	6,650,237	0	0
Capital outlays						
05	Construction	40,583,761	40,583,761	0	0	0
06	Equipment purchases	1,596,856	1,596,856	0	0	0
07	Land purchases	3,459,598	3,459,598	0	0	0
08	Interest on debt outstanding, all funds and activities	4,587,088				


 You may use the box below to provide additional context for the data you have reported above. Context notes will be posted on the College Navigator website. Therefore, you should write all context notes using proper grammar (e.g., complete sentences with punctuation) and common language that can be easily understood by students and parents (e.g., spell out acronyms).

Institution: University of Missouri-St Louis (178420)

User ID: 29C0011

Part L - Debt and Assets for Census Bureau, page 1

Fiscal Year: July 1, 2024 - June 30, 2025		
Debt		
	Category	Amount
01	Long-term debt outstanding at beginning of fiscal year	99,732,110
02	Long-term debt issued during fiscal year	681,538
03	Long-term debt retired during fiscal year	5,853,478
04	Long-term debt outstanding at end of fiscal year	94,560,170
05	Short-term debt outstanding at beginning of fiscal year	0
06	Short-term debt outstanding at end of fiscal year	0


 You may use the box below to provide additional context for the data you have reported above. Context notes will be posted on the College Navigator website. Therefore, you should write all context notes using proper grammar (e.g., complete sentences with punctuation) and common language that can be easily understood by students and parents (e.g., spell out acronyms).

Institution: University of Missouri-St Louis (178420)

User ID: 29C0011

Part L - Debt and Assets for Census Bureau, page 2

Fiscal Year: July 1, 2024 - June 30, 2025		
Assets		
	Category	Amount
07	Total cash and security assets held at end of fiscal year in sinking or debt service funds	<input type="text" value="0"/>
08	Total cash and security assets held at end of fiscal year in bond funds	<input type="text" value="0"/>
09	Total cash and security assets held at end of fiscal year in all other funds	<input type="text" value="325,377,753"/>

 You may use the box below to provide additional context for the data you have reported above. Context notes will be posted on the College Navigator website. Therefore, you should write all context notes using proper grammar (e.g., complete sentences with punctuation) and common language that can be easily understood by students and parents (e.g., spell out acronyms).

Institution: University of Missouri-St Louis (178420)

User ID: 29C0011

Prepared by

Prepared by

Reporting Reminders:

- The name of the preparer is being collected so that we can follow up with the appropriate person in the event that there are questions concerning the data.
- The Keyholder will be copied on all email correspondence to other preparers.
- The time it took to prepare this component is being collected so that we can continue to improve our estimate of the reporting burden associated with IPEDS.
- Please include in your estimate the time it took for you to review instructions, query and search data sources, complete and review the component, and submit the data through the Data Collection System.
- Thank you for your assistance.

This survey component was prepared by:

<input type="radio"/>	Keyholder	<input type="radio"/>	SFA Contact	<input type="radio"/>	HR Contact
<input type="radio"/>	Finance Contact	<input type="radio"/>	Other		

Name:

Email:

How many staff from your institution only were involved in the data collection and reporting process of this survey component?

Number of Staff (including yourself)

How many hours did you and others from your institution only spend on each of the steps below when responding to this survey component?  
*Exclude the hours spent collecting data for state and other reporting purposes.*

Staff member	Collecting Data Needed	Revising Data to Match IPEDS Requirements	Entering Data	Revising and Locking Data
Your office	<input type="text"/> hours	<input type="text"/> hours	<input type="text"/> hours	<input type="text"/> hours
Other offices	<input type="text"/> hours	<input type="text"/> hours	<input type="text"/> hours	<input type="text"/> hours

Summary

Finance Component Summary

The purpose of this summary is to provide you an opportunity to view some of the data that, when accepted through the IPEDS quality control process, will appear on the [College Navigator](#) website and/or your institution's Data Feedback Report (DFR). In addition, all data reported in IPEDS survey components become publicly available through the [IPEDS Use the Data](#) and appear as aggregated statistics in various Department of Education reports. [College Navigator](#) is updated approximately three months after the data collection period closes and DFRs will be available through the [IPEDS Use the Data](#).

Please review your data for accuracy. If you have questions about the data displayed below or after reviewing the data reported on the survey screens, please contact the IPEDS Help Desk at: 1-877-225-2568 or [ipedshelp@rti.org](mailto:ipedshelp@rti.org).

Core Revenues			
Revenue Source	Reported values	Percent of total core revenues (%)	Core revenues per FTE enrollment
Tuition and fees	75,932,595	24	9,867
State appropriations	70,697,148	23	9,186
Local appropriations	0	0	0
Government grants and contracts	74,146,859	24	9,634
Private gifts, grants, and contracts	27,925,365	9	3,629
Investment income	15,602,454	5	2,027
Other core revenues	46,142,159	15	5,996
Total core revenues	310,446,580	100	40,339
<b>Total revenues</b>	322,596,084	N/A	41,917

Other core revenues include federal appropriations; sales and services of educational activities; other operating and nonoperating sources; and other revenues and additions (e.g., capital appropriations, capital grants and gifts, etc.). Core revenues exclude revenues from auxiliary enterprises (e.g., bookstores, dormitories), hospitals, and independent operations. For institutions reporting in Full parent/child relationships, core revenues per FTE enrollment amounts will not be allocated to child institutions.

Core Expense			
Expense function	Reported values	Percent of total core expenses (%)	Core expenses per FTE enrollment
Instruction	81,899,081	31	10,642
Research	18,112,410	7	2,353
Public service	70,873,116	27	9,209
Academic support	27,281,295	10	3,545
Institutional support	29,639,417	11	3,851
Student services	22,344,987	9	2,903
Other core expenses	12,499,017	5	1,624
Total core expenses	262,649,323	100	34,128
<b>Total expenses</b>	275,188,409	N/A	35,757

Other core expenses include scholarships and fellowships, net of discounts and allowances, and other expenses. Core expenses exclude expenses from auxiliary enterprises (e.g., bookstores, dormitories), hospitals, and independent operations. For institutions reporting in Full parent/child relationships, core expenses per FTE enrollment amounts will not be allocated to child institutions.

	Calculated value
<b>FTE enrollment</b>	7,696

The full-time equivalent (FTE) enrollment used in this report is the sum of the institution's FTE undergraduate enrollment and FTE graduate enrollment (as calculated from or reported on the 12-month Enrollment component). FTE is estimated using 12- month instructional activity (credit and/or clock hours). All doctor's degree students are reported as graduate students.

Institution: University of Missouri-St Louis (178420 )

User ID: 29C0011

## Edit Report

## Finance

Source	Description	Severity	Resolved	Options
<b>Screen: Part E-1 - Scholarships and Fellowships</b>				
Perform Edits	The fiscal year for this institution exactly matches the coverage period specified in SFA (July 1 to June 30) therefore, we would expect the grant/scholarship aid awarded in SFA (\$41,598,734) to be similar to the scholarship/fellowship revenue reported in Finance (\$51,318,704). Please review your data and make any necessary corrections, or explain. (Error #5309)	Explanation	Yes	
Reason	The Student Financial Aid survey collects dollar amounts only on undergraduate aid, where the Finance survey collects amounts for both undergraduate and graduate-level dollars awarded.			
<b>Screen: Part C-1 - Expenses and Other Deductions by Functional Classification</b>				
Screen Entry	The amount reported is outside the expected range of between 5,045,073 and 15,135,219 when compared with the prior year value. Please correct your data or explain. (Error #5301)	Explanation	Yes	
Reason	Larger than expected increase of Research expenditures is due to research expenditures for Grant subcontract awarded to API Innovation Center related to MO Department of Economic Development Fund Grant.			
<b>Screen: Part M-1 - Pension Information</b>				
Screen Entry	The amount reported is outside the expected range of between 2,666,472 and 5,538,056 when compared with the prior year value. Please correct your data or explain. (Error #5301)	Explanation	Yes	
Reason	Pension expense decreased mainly because the prior year experienced a higher amortization of prior actuarial losses (deferred outflows) due to differences between expected and actual experience on salary and investments losses, which increased the expense last year. By contrast, this year's actuarial losses were smaller and amortized gains (deferred inflows) increased this year due to positive investment experience, pushing the expense downward. Together, the shrinking impact of older losses and the growing recognition of gains significantly reduced pension expense.			
Screen Entry	The amount reported is outside the expected range of between 9,174,695 and 19,055,135 when compared with the prior year value. Please correct your data or explain. (Error #5301)	Explanation	Yes	
Reason	Deferred outflows related to pension decreased in FY25 due to Deferred Outflows of Resources related to changes of assumptions in prior years being recognized in the current year. There were no changes in assumptions in FY25. In addition, deferred outflows related to differences between expected and actual experience decreased by approximately million as these amounts were amortized during FY25.			