

## Human Resources 2019-20

Institution: University of Missouri-Columbia (178396)

User ID: 29C0011

**Overview****Human Resources Overview**

Welcome to the IPEDS Human Resources (HR) survey component. The HR component collects important information about your institution's staff.

**Changes to reporting for 2019-20**

There are no changes for this survey component.

**Data Reporting Reminders**

- Report each employee only once. If an employee could be coded in more than one occupation, code the employee in the occupation that requires the highest level of skill OR if there is no measurable difference in skill requirements, code the employee in the occupation in which they spend the most time.
- Report staff members difficult to categorize in the "Human Resources Survey Evaluation" box at the end of the survey.
- Enter data on each displayed screen. If a screen is not applicable, enter at least one zero in a field on the screen and save before continuing.
- When reporting salary data (applicable to degree-granting institutions only) include all full-time, non-medical school, instructional staff - both with and without faculty status.

See the instructions for the **Key Reporting Concepts** section -- basic reporting concepts that will assist you in completing the Human Resources survey component.

**Resources:**

- To download the survey materials for this component: [Survey Materials](#)
- All staff must now be reported using the new IPEDS occupational categories, which align with the 2018 Standard Occupational Classification (SOC) codes. Additional information and resources can be found in the [IPEDS HR/SOC Information Center](#), including general information about the SOC, the IPEDS/SOC crosswalk, a SOC Browse Tool, Frequently Asked Questions, and Web Tutorials.
- To access your prior year data submission for this component: [Reported Data](#)

If you have questions about completing this survey, please contact the **IPEDS Help Desk at 1-877-225-2568**.

Institution: University of Missouri-Columbia (178396)

User ID: 29C0011

**Human Resources Screening Questions**

**Does your institution have any part-time staff?**

*If you answer **Yes** to this question, you will be provided the screens to report part-time staff.*

<input type="radio"/>	No
<input checked="" type="radio"/>	Yes
Does your institution have graduate assistants?	
<i>If you answer <b>Yes</b> to this question, you will be provided the screens to report graduate assistants.</i>	
<input type="radio"/>	No
<input checked="" type="radio"/>	Yes

**Does your institution have 15 or more full-time staff?**

<input type="radio"/>	No
<input checked="" type="radio"/>	Yes
Does your institution have a tenure system?	
<i>If you answer <b>Yes</b> to this question, you will be provided the screens to report some data by tenure status.</i>	
<input type="radio"/>	No
<input checked="" type="radio"/>	Yes
Did your institution hire any <b>full-time permanent staff</b> who were included on the payroll of the institution between <b>November 1, 2018 and October 31, 2019</b> either for the <b>first time</b> (new to the institution) or <b>after a break in service</b> ? Do not exclude persons who were no longer on the payroll as of November 1, 2019. (Exclude persons who have returned from sabbatical leave and full-time instructional staff who are working less-than-9-month contracts.)	
<i>If you answer <b>Yes</b> to this question, you will be provided the screens to report <b>full-time permanent new hires</b> in <b>Part H</b>.</i>	
<input type="radio"/>	No
<input checked="" type="radio"/>	Yes

**Do ALL of the instructional staff at your institution fall into any of the following categories?**

*If you answer **Yes** to any of the questions below, you will **NOT** be required to report **Part G - Salaries** for instructional staff. However, Part G will still be required for reporting data for full-time non-instructional staff.*

<input checked="" type="radio"/>	No	<input type="radio"/>	Yes	Are ALL of the instructional staff military personnel?
<input checked="" type="radio"/>	No	<input type="radio"/>	Yes	Do ALL of the instructional staff contribute their services (e.g., members of a religious order)?
<input checked="" type="radio"/>	No	<input type="radio"/>	Yes	Do ALL of the instructional staff teach pre-clinical or clinical medicine?

**You may use the space below to provide context for the data you've reported above.**

Institution: University of Missouri-Columbia (178396)

User ID: 29C0011

**Part A1 - Full-time Instructional Staff by Academic Rank and Tenure Status - Tenured**

**Number of Full-time Instructional Staff  
With Faculty Status  
Tenured**

As of November 1, 2019

- Report Hispanic/Latino individuals of any race as Hispanic/Latino
- Report race for non-Hispanic/Latino individuals only
- Include both Primarily Instruction and Instruction Combined with Research and/or Public Service
- Include both medical school and non-medical school staff

**Men**

Race/ethnicity	Academic Rank					No academic rank	Total
	Professors	Associate professors	Assistant professors	Instructors	Lecturers		
<u>Nonresident alien</u>	0	2	0	0	0	0	2
<u>Hispanic/Latino</u>	7	9	0	0	0	0	16
<u>American Indian or Alaska Native</u>	1	2	0	0	0	0	3
<u>Asian</u>	62	26	0	0	0	0	88
<u>Black or African American</u>	5	7	0	0	0	0	12
<u>Native Hawaiian or Other Pacific Islander</u>	0	1	0	0	0	0	1
<u>White</u>	176	150	0	0	0	0	326
Two or more races	4	0	0	0	0	0	4
<u>Race and ethnicity unknown</u>	2	3	0	0	0	0	5
<b>Total men</b>	257	200	0	0	0	0	457

**Women**

Race/ethnicity	Academic Rank					No academic rank	Total
	Professors	Associate professors	Assistant professors	Instructors	Lecturers		
Nonresident alien	0	1	0	0	0	0	1
Hispanic/Latino	4	11	0	0	0	0	15
American Indian or Alaska Native	0	0	0	0	0	0	0
Asian	7	14	0	0	0	0	21
Black or African American	2	1	0	0	0	0	3

Native Hawaiian or Other Pacific Islander	<input type="text" value="0"/>	<input type="text" value="0"/>	<input type="text" value="0"/>	<input type="text" value="0"/>	<input type="text" value="0"/>	<input type="text" value="0"/>	0
White	<input type="text" value="67"/>	<input type="text" value="93"/>	<input type="text" value="0"/>	<input type="text" value="0"/>	<input type="text" value="0"/>	<input type="text" value="0"/>	160
Two or more races	<input type="text" value="0"/>	<input type="text" value="0"/>	<input type="text" value="0"/>	<input type="text" value="0"/>	<input type="text" value="0"/>	<input type="text" value="0"/>	0
Race and ethnicity unknown	<input type="text" value="2"/>	<input type="text" value="2"/>	<input type="text" value="0"/>	<input type="text" value="0"/>	<input type="text" value="0"/>	<input type="text" value="0"/>	4
<b>Total women</b>	82	122	0	0	0	0	204
<b>Total (men+women)</b>	339	322	0	0	0	0	661
Total from prior year							<b>725</b>

Institution: University of Missouri-Columbia (178396)

User ID: 29C0011

**Part A1 - Full-time Instructional Staff by Academic Rank and Tenure Status - On Tenure Track**

**Number of Full-time Instructional Staff  
With Faculty Status  
On Tenure Track**

**As of November 1, 2019**

- Report Hispanic/Latino individuals of any race as Hispanic/Latino
- Report race for non-Hispanic/Latino individuals only
- Include both Primarily Instruction and Instruction Combined with Research and/or Public Service
- Include both medical school and non-medical school staff

**Men**

Race/ethnicity	Academic Rank					No academic rank	Total
	Professors	Associate professors	Assistant professors	Instructors	Lecturers		
<u>Nonresident alien</u>	0	0	23	0	0	0	23
<u>Hispanic/Latino</u>	0	0	5	0	0	0	5
<u>American Indian or Alaska Native</u>	0	0	1	0	0	0	1
<u>Asian</u>	0	0	17	0	0	0	17
<u>Black or African American</u>	0	1	12	0	0	0	13
<u>Native Hawaiian or Other Pacific Islander</u>	0	0	0	0	0	0	0
<u>White</u>	0	2	49	0	0	0	51
Two or more races	0	0	2	0	0	0	2
<u>Race and ethnicity unknown</u>	0	0	5	0	0	0	5
<b>Total men</b>	0	3	114	0	0	0	117

**Women**

Race/ethnicity	Academic Rank					No academic rank	Total
	Professors	Associate professors	Assistant professors	Instructors	Lecturers		
Nonresident alien	0	0	21	0	0	0	21
Hispanic/Latino	0	0	6	0	0	0	6
American Indian or Alaska Native	0	0	2	0	0	0	2
Asian	0	0	15	0	0	0	15
Black or African American	0	0	11	0	0	0	11

Native Hawaiian or Other Pacific Islander	<input type="text" value="0"/>	<input type="text" value="0"/>	<input type="text" value="0"/>	<input type="text" value="0"/>	<input type="text" value="0"/>	<input type="text" value="0"/>	0
White	<input type="text" value="0"/>	<input type="text" value="4"/>	<input type="text" value="61"/>	<input type="text" value="0"/>	<input type="text" value="0"/>	<input type="text" value="0"/>	65
Two or more races	<input type="text" value="0"/>	<input type="text" value="0"/>	<input type="text" value="3"/>	<input type="text" value="0"/>	<input type="text" value="0"/>	<input type="text" value="0"/>	3
Race and ethnicity unknown	<input type="text" value="1"/>	<input type="text" value="0"/>	<input type="text" value="1"/>	<input type="text" value="0"/>	<input type="text" value="0"/>	<input type="text" value="0"/>	2
<b>Total women</b>	1	4	120	0	0	0	125
<b>Total (men+women)</b>	1	7	234	0	0	0	242
Total from prior year							<b>248</b>

Institution: University of Missouri-Columbia (178396)

User ID: 29C0011

**Part A1 - Full-time Instructional Staff by Academic Rank and Tenure Status - Multi-Year Contract**

**Number of Full-time Instructional Staff  
With Faculty Status  
Not on Tenure Track - Multi-Year Contract**

**As of November 1, 2019**

- Report Hispanic/Latino individuals of any race as Hispanic/Latino
- Report race for non-Hispanic/Latino individuals only
- Include both Primarily Instruction and Instruction Combined with Research and/or Public Service
- Include both medical school and non-medical school staff

**Men**

Gender and race/ethnicity	Academic Rank					No academic rank	Total
	Professors	Associate professors	Assistant professors	Instructors	Lecturers		
<u>Nonresident alien</u>	<input type="text" value="0"/>	<input type="text" value="0"/>	<input type="text" value="0"/>	<input type="text" value="0"/>	<input type="text" value="0"/>	<input type="text" value="0"/>	0
<u>Hispanic/Latino</u>	<input type="text" value="0"/>	<input type="text" value="0"/>	<input type="text" value="0"/>	<input type="text" value="0"/>	<input type="text" value="0"/>	<input type="text" value="0"/>	0
<u>American Indian or Alaska Native</u>	<input type="text" value="0"/>	<input type="text" value="0"/>	<input type="text" value="0"/>	<input type="text" value="0"/>	<input type="text" value="0"/>	<input type="text" value="0"/>	0
<u>Asian</u>	<input type="text" value="0"/>	<input type="text" value="0"/>	<input type="text" value="0"/>	<input type="text" value="0"/>	<input type="text" value="0"/>	<input type="text" value="0"/>	0
<u>Black or African American</u>	<input type="text" value="0"/>	<input type="text" value="0"/>	<input type="text" value="0"/>	<input type="text" value="0"/>	<input type="text" value="0"/>	<input type="text" value="0"/>	0
<u>Native Hawaiian or Other Pacific Islander</u>	<input type="text" value="0"/>	<input type="text" value="0"/>	<input type="text" value="0"/>	<input type="text" value="0"/>	<input type="text" value="0"/>	<input type="text" value="0"/>	0
<u>White</u>	<input type="text" value="0"/>	<input type="text" value="0"/>	<input type="text" value="0"/>	<input type="text" value="0"/>	<input type="text" value="0"/>	<input type="text" value="0"/>	0
Two or more races	<input type="text" value="0"/>	<input type="text" value="0"/>	<input type="text" value="0"/>	<input type="text" value="0"/>	<input type="text" value="0"/>	<input type="text" value="0"/>	0
<u>Race and ethnicity unknown</u>	<input type="text" value="0"/>	<input type="text" value="0"/>	<input type="text" value="0"/>	<input type="text" value="0"/>	<input type="text" value="0"/>	<input type="text" value="0"/>	0
<b>Total men</b>	0	0	0	0	0	0	0

**Women**

Gender and race/ethnicity	Academic Rank					No academic rank	Total
	Professors	Associate professors	Assistant professors	Instructors	Lecturers		
Nonresident alien	<input type="text" value="0"/>	<input type="text" value="0"/>	<input type="text" value="0"/>	<input type="text" value="0"/>	<input type="text" value="0"/>	<input type="text" value="0"/>	0
Hispanic/Latino	<input type="text" value="0"/>	<input type="text" value="0"/>	<input type="text" value="0"/>	<input type="text" value="0"/>	<input type="text" value="0"/>	<input type="text" value="0"/>	0
American Indian or Alaska Native	<input type="text" value="0"/>	<input type="text" value="0"/>	<input type="text" value="0"/>	<input type="text" value="0"/>	<input type="text" value="0"/>	<input type="text" value="0"/>	0
Asian	<input type="text" value="0"/>	<input type="text" value="0"/>	<input type="text" value="0"/>	<input type="text" value="0"/>	<input type="text" value="0"/>	<input type="text" value="0"/>	0
Black or African American	<input type="text" value="0"/>	<input type="text" value="0"/>	<input type="text" value="0"/>	<input type="text" value="0"/>	<input type="text" value="0"/>	<input type="text" value="0"/>	0

Native Hawaiian or Other Pacific Islander	<input type="text" value="0"/>	<input type="text" value="0"/>	<input type="text" value="0"/>	<input type="text" value="0"/>	<input type="text" value="0"/>	<input type="text" value="0"/>	0
White	<input type="text" value="0"/>	<input type="text" value="0"/>	<input type="text" value="0"/>	<input type="text" value="0"/>	<input type="text" value="0"/>	<input type="text" value="0"/>	0
Two or more races	<input type="text" value="0"/>	<input type="text" value="0"/>	<input type="text" value="0"/>	<input type="text" value="0"/>	<input type="text" value="0"/>	<input type="text" value="0"/>	0
Race and ethnicity unknown	<input type="text" value="0"/>	<input type="text" value="0"/>	<input type="text" value="0"/>	<input type="text" value="0"/>	<input type="text" value="0"/>	<input type="text" value="0"/>	0
<b>Total women</b>	0	0	0	0	0	0	0
<b>Total (men+women)</b>	0	0	0	0	0	0	0
Total from prior year							



Institution: University of Missouri-Columbia (178396)

User ID: 29C0011

**Part A1 - Full-time Instructional Staff by Academic Rank and Tenure Status - Annual Contract**

**Number of Full-time Instructional Staff  
With Faculty Status  
Not on Tenure Track - Annual Contract**

**As of November 1, 2019**

- Report Hispanic/Latino individuals of any race as Hispanic/Latino
- Report race for non-Hispanic/Latino individuals only
- Include both Primarily Instruction and Instruction Combined with Research and/or Public Service
- Include both medical school and non-medical school staff

**Men**

Race/ethnicity	Academic Rank					No academic rank	Total
	Professors	Associate professors	Assistant professors	Instructors	Lecturers		
<u>Nonresident alien</u>	0	4	33	4	1	26	68
<u>Hispanic/Latino</u>	2	3	6	3	0	5	19
<u>American Indian or Alaska Native</u>	0	0	0	0	0	0	0
<u>Asian</u>	7	12	27	3	0	9	58
<u>Black or African American</u>	1	4	6	1	0	2	14
<u>Native Hawaiian or Other Pacific Islander</u>	0	0	0	0	0	0	0
<u>White</u>	39	92	126	28	2	24	311
Two or more races	0	2	3	0	0	0	5
<u>Race and ethnicity unknown</u>	1	2	10	2	0	3	18
<b>Total men</b>	50	119	211	41	3	69	493

**Women**

Race/ethnicity	Academic Rank					No academic rank	Total
	Professors	Associate professors	Assistant professors	Instructors	Lecturers		
Nonresident alien	0	0	19	1	1	12	33
Hispanic/Latino	1	3	10	3	0	4	21
American Indian or Alaska Native	0	1	0	1	0	1	3
Asian	2	9	16	2	0	7	36

Black or African American	<input type="text" value="1"/>	<input type="text" value="1"/>	<input type="text" value="9"/>	<input type="text" value="1"/>	<input type="text" value="0"/>	<input type="text" value="3"/>	15
Native Hawaiian or Other Pacific Islander	<input type="text" value="0"/>	<input type="text" value="1"/>	<input type="text" value="1"/>	<input type="text" value="0"/>	<input type="text" value="0"/>	<input type="text" value="0"/>	2
White	<input type="text" value="34"/>	<input type="text" value="82"/>	<input type="text" value="143"/>	<input type="text" value="49"/>	<input type="text" value="5"/>	<input type="text" value="27"/>	340
Two or more races	<input type="text" value="1"/>	<input type="text" value="0"/>	<input type="text" value="2"/>	<input type="text" value="0"/>	<input type="text" value="0"/>	<input type="text" value="0"/>	3
Race and ethnicity unknown	<input type="text" value="1"/>	<input type="text" value="2"/>	<input type="text" value="9"/>	<input type="text" value="4"/>	<input type="text" value="0"/>	<input type="text" value="6"/>	22
<b>Total women</b>	40	99	209	61	6	60	475
<b>Total (men+women)</b>	90	218	420	102	9	129	968
Total from prior year							<b>900</b>

Institution: University of Missouri-Columbia (178396)

User ID: 29C0011

**Part A1 - Full-time Instructional Staff by Academic Rank and Tenure Status - Less-Than-Annual Contract**

**Number of Full-time Instructional Staff  
With Faculty Status  
Not on Tenure Track - Less-than-annual Contract**

**As of November 1, 2019**

- Report Hispanic/Latino individuals of any race as Hispanic/Latino
- Report race for non-Hispanic/Latino individuals only
- Include both Primarily Instruction and Instruction Combined with Research and/or Public Service
- Include both medical school and non-medical school staff

**Men**

Race/ethnicity	Academic Rank					No academic rank	Total
	Professors	Associate professors	Assistant professors	Instructors	Lecturers		
<u>Nonresident alien</u>	<input type="text" value="0"/>	<input type="text" value="0"/>	<input type="text" value="0"/>	<input type="text" value="0"/>	<input type="text" value="0"/>	<input type="text" value="0"/>	0
<u>Hispanic/Latino</u>	<input type="text" value="0"/>	<input type="text" value="0"/>	<input type="text" value="0"/>	<input type="text" value="0"/>	<input type="text" value="0"/>	<input type="text" value="0"/>	0
<u>American Indian or Alaska Native</u>	<input type="text" value="0"/>	<input type="text" value="0"/>	<input type="text" value="0"/>	<input type="text" value="0"/>	<input type="text" value="0"/>	<input type="text" value="0"/>	0
<u>Asian</u>	<input type="text" value="0"/>	<input type="text" value="0"/>	<input type="text" value="0"/>	<input type="text" value="0"/>	<input type="text" value="0"/>	<input type="text" value="0"/>	0
<u>Black or African American</u>	<input type="text" value="0"/>	<input type="text" value="0"/>	<input type="text" value="0"/>	<input type="text" value="0"/>	<input type="text" value="0"/>	<input type="text" value="0"/>	0
<u>Native Hawaiian or Other Pacific Islander</u>	<input type="text" value="0"/>	<input type="text" value="0"/>	<input type="text" value="0"/>	<input type="text" value="0"/>	<input type="text" value="0"/>	<input type="text" value="0"/>	0
<u>White</u>	<input type="text" value="0"/>	<input type="text" value="0"/>	<input type="text" value="0"/>	<input type="text" value="0"/>	<input type="text" value="0"/>	<input type="text" value="0"/>	0
Two or more races	<input type="text" value="0"/>	<input type="text" value="0"/>	<input type="text" value="0"/>	<input type="text" value="0"/>	<input type="text" value="0"/>	<input type="text" value="0"/>	0
<u>Race and ethnicity unknown</u>	<input type="text" value="0"/>	<input type="text" value="0"/>	<input type="text" value="0"/>	<input type="text" value="0"/>	<input type="text" value="0"/>	<input type="text" value="0"/>	0
<b>Total men</b>	0	0	0	0	0	0	0

**Women**

Race/ethnicity	Academic Rank					No academic rank	Total
	Professors	Associate professors	Assistant professors	Instructors	Lecturers		
Nonresident alien	<input type="text" value="0"/>	<input type="text" value="0"/>	<input type="text" value="0"/>	<input type="text" value="0"/>	<input type="text" value="0"/>	<input type="text" value="0"/>	0
Hispanic/Latino	<input type="text" value="0"/>	<input type="text" value="0"/>	<input type="text" value="0"/>	<input type="text" value="0"/>	<input type="text" value="0"/>	<input type="text" value="0"/>	0
American Indian or Alaska Native	<input type="text" value="0"/>	<input type="text" value="0"/>	<input type="text" value="0"/>	<input type="text" value="0"/>	<input type="text" value="0"/>	<input type="text" value="0"/>	0
Asian	<input type="text" value="0"/>	<input type="text" value="0"/>	<input type="text" value="0"/>	<input type="text" value="0"/>	<input type="text" value="0"/>	<input type="text" value="0"/>	0
Black or African American	<input type="text" value="0"/>	<input type="text" value="0"/>	<input type="text" value="0"/>	<input type="text" value="0"/>	<input type="text" value="0"/>	<input type="text" value="0"/>	0

Native Hawaiian or Other Pacific Islander	<input type="text" value="0"/>	<input type="text" value="0"/>	<input type="text" value="0"/>	<input type="text" value="0"/>	<input type="text" value="0"/>	<input type="text" value="0"/>	0
White	<input type="text" value="0"/>	<input type="text" value="0"/>	<input type="text" value="0"/>	<input type="text" value="1"/>	<input type="text" value="0"/>	<input type="text" value="0"/>	1
Two or more races	<input type="text" value="0"/>	<input type="text" value="0"/>	<input type="text" value="0"/>	<input type="text" value="0"/>	<input type="text" value="0"/>	<input type="text" value="0"/>	0
Race and ethnicity unknown	<input type="text" value="0"/>	<input type="text" value="0"/>	<input type="text" value="0"/>	<input type="text" value="0"/>	<input type="text" value="0"/>	<input type="text" value="0"/>	0
<b>Total women</b>	0	0	0	1	0	0	1
<b>Total (men+women)</b>	0	0	0	1	0	0	1
Total from prior year							1

Institution: University of Missouri-Columbia (178396)

User ID: 29C0011

**Part A1 - Full-time Instructional Staff by Academic Rank and Tenure Status - Indefinite duration contract**

**Number of Full-time Instructional Staff  
With Faculty Status  
Not on Tenure Track - Indefinite duration contract**

**As of November 1, 2019**

- Report Hispanic/Latino individuals of any race as Hispanic/Latino
- Report race for non-Hispanic/Latino individuals only
- Include both Primarily Instruction and Instruction Combined with Research and/or Public Service
- Include both medical school and non-medical school staff

**Men**

Gender and race/ethnicity	<u>Academic Rank</u>					No academic rank	Total
	Professors	Associate professors	Assistant professors	Instructors	Lecturers		
<u>Nonresident alien</u>	<input type="text" value="0"/>	<input type="text" value="0"/>	<input type="text" value="0"/>	<input type="text" value="0"/>	<input type="text" value="0"/>	<input type="text" value="0"/>	0
<u>Hispanic/Latino</u>	<input type="text" value="0"/>	<input type="text" value="0"/>	<input type="text" value="0"/>	<input type="text" value="0"/>	<input type="text" value="0"/>	<input type="text" value="0"/>	0
<u>American Indian or Alaska Native</u>	<input type="text" value="0"/>	<input type="text" value="0"/>	<input type="text" value="0"/>	<input type="text" value="0"/>	<input type="text" value="0"/>	<input type="text" value="0"/>	0
<u>Asian</u>	<input type="text" value="0"/>	<input type="text" value="0"/>	<input type="text" value="0"/>	<input type="text" value="0"/>	<input type="text" value="0"/>	<input type="text" value="0"/>	0
<u>Black or African American</u>	<input type="text" value="0"/>	<input type="text" value="0"/>	<input type="text" value="0"/>	<input type="text" value="0"/>	<input type="text" value="0"/>	<input type="text" value="0"/>	0
<u>Native Hawaiian or Other Pacific Islander</u>	<input type="text" value="0"/>	<input type="text" value="0"/>	<input type="text" value="0"/>	<input type="text" value="0"/>	<input type="text" value="0"/>	<input type="text" value="0"/>	0
<u>White</u>	<input type="text" value="0"/>	<input type="text" value="0"/>	<input type="text" value="0"/>	<input type="text" value="0"/>	<input type="text" value="0"/>	<input type="text" value="0"/>	0
Two or more races	<input type="text" value="0"/>	<input type="text" value="0"/>	<input type="text" value="0"/>	<input type="text" value="0"/>	<input type="text" value="0"/>	<input type="text" value="0"/>	0
<u>Race and ethnicity unknown</u>	<input type="text" value="0"/>	<input type="text" value="0"/>	<input type="text" value="0"/>	<input type="text" value="0"/>	<input type="text" value="0"/>	<input type="text" value="0"/>	0
<b>Total men</b>	0	0	0	0	0	0	0

**Women**

Gender and race/ethnicity	<u>Academic Rank</u>					No academic rank	Total
	Professors	Associate professors	Assistant professors	Instructors	Lecturers		
Nonresident alien	<input type="text" value="0"/>	<input type="text" value="0"/>	<input type="text" value="0"/>	<input type="text" value="0"/>	<input type="text" value="0"/>	<input type="text" value="0"/>	0
Hispanic/Latino	<input type="text" value="0"/>	<input type="text" value="0"/>	<input type="text" value="0"/>	<input type="text" value="0"/>	<input type="text" value="0"/>	<input type="text" value="0"/>	0
American Indian or Alaska Native	<input type="text" value="0"/>	<input type="text" value="0"/>	<input type="text" value="0"/>	<input type="text" value="0"/>	<input type="text" value="0"/>	<input type="text" value="0"/>	0
Asian	<input type="text" value="0"/>	<input type="text" value="0"/>	<input type="text" value="0"/>	<input type="text" value="0"/>	<input type="text" value="0"/>	<input type="text" value="0"/>	0
Black or African American	<input type="text" value="0"/>	<input type="text" value="0"/>	<input type="text" value="0"/>	<input type="text" value="0"/>	<input type="text" value="0"/>	<input type="text" value="0"/>	0

Native Hawaiian or Other Pacific Islander	<input type="text" value="0"/>	<input type="text" value="0"/>	<input type="text" value="0"/>	<input type="text" value="0"/>	<input type="text" value="0"/>	<input type="text" value="0"/>	0
White	<input type="text" value="0"/>	<input type="text" value="0"/>	<input type="text" value="0"/>	<input type="text" value="0"/>	<input type="text" value="0"/>	<input type="text" value="0"/>	0
Two or more races	<input type="text" value="0"/>	<input type="text" value="0"/>	<input type="text" value="0"/>	<input type="text" value="0"/>	<input type="text" value="0"/>	<input type="text" value="0"/>	0
Race and ethnicity unknown	<input type="text" value="0"/>	<input type="text" value="0"/>	<input type="text" value="0"/>	<input type="text" value="0"/>	<input type="text" value="0"/>	<input type="text" value="0"/>	0
<b>Total women</b>	0	0	0	0	0	0	0
<b>Total (men+women)</b>	0	0	0	0	0	0	0
Total from prior year							

Institution: University of Missouri-Columbia (178396)

User ID: 29C0011

**Part A1 - Full-time Instructional Staff - Without Faculty Status**

**Number of Full-time Instructional Staff  
Without Faculty Status  
As of November 1, 2019**

- Report Hispanic/Latino individuals of any race as Hispanic/Latino
- Report race for non-Hispanic/Latino individuals only
- Include both Primarily Instruction and Instruction Combined with Research and/or Public Service
- Include both medical school and non-medical school staff

**Men**

Race/ethnicity	Without Faculty Status
<u>Nonresident alien</u>	<input type="text" value="0"/>
<u>Hispanic/Latino</u>	<input type="text" value="0"/>
<u>American Indian or Alaska Native</u>	<input type="text" value="0"/>
<u>Asian</u>	<input type="text" value="0"/>
<u>Black or African American</u>	<input type="text" value="0"/>
<u>Native Hawaiian or Other Pacific Islander</u>	<input type="text" value="0"/>
<u>White</u>	<input type="text" value="0"/>
Two or more races	<input type="text" value="0"/>
<u>Race and ethnicity unknown</u>	<input type="text" value="0"/>
<b>Total men</b>	<b>0</b>

**Women**

Race/ethnicity	Without Faculty Status
Nonresident alien	<input type="text" value="0"/>
Hispanic/Latino	<input type="text" value="0"/>
American Indian or Alaska Native	<input type="text" value="0"/>
Asian	<input type="text" value="0"/>
Black or African American	<input type="text" value="0"/>
Native Hawaiian or Other Pacific Islander	<input type="text" value="0"/>
White	<input type="text" value="0"/>
Two or more races	<input type="text" value="0"/>
Race and ethnicity unknown	<input type="text" value="0"/>

<b>Total women</b>	0
<b>Total (men+women)</b>	0
Total from prior year	



Institution: University of Missouri-Columbia (178396)

User ID: 29C0011

**Part A2 - Full-time Instructional Staff by Function**

**Number of Full-time Instructional Staff**

**As of November 1, 2019**

- Report Primarily Instruction and Instruction combined with Research and/or Public Service separately, as indicated below
- Report Non-medical school and Medical school staff separately, as indicated below

	With Faculty Status						Without Faculty Status	Total
	Tenured	On Tenure Track	Not on Tenure Track					
			Multi-year	Annual contract	Less-than-annual contract	Indefinite duration (continuing or at-will)		
<u>Non-medical school staff</u>	558	204	0	500	1	0	0	1,263
Non-medical school staff from prior year	<b>617</b>	<b>208</b>		<b>451</b>	<b>1</b>			<b>1,277</b>
<u>Primarily Instruction</u>	549	203	0	433	1	0	0	1,186
? Exclusively credit	<input type="text" value="549"/>	<input type="text" value="203"/>	<input type="text" value="0"/>	<input type="text" value="433"/>	<input type="text" value="1"/>	<input type="text" value="0"/>	<input type="text" value="0"/>	1,186
? Exclusively not-for-credit	<input type="text" value="0"/>	<input type="text" value="0"/>	<input type="text" value="0"/>	<input type="text" value="0"/>	<input type="text" value="0"/>	<input type="text" value="0"/>	<input type="text" value="0"/>	0
Combined credit/not-for-credit	<input type="text" value="0"/>	<input type="text" value="0"/>	<input type="text" value="0"/>	<input type="text" value="0"/>	<input type="text" value="0"/>	<input type="text" value="0"/>	<input type="text" value="0"/>	0
<u>Instruction/research/public service staff</u>	<input type="text" value="9"/>	<input type="text" value="1"/>	<input type="text" value="0"/>	<input type="text" value="67"/>	<input type="text" value="0"/>	<input type="text" value="0"/>	<input type="text" value="0"/>	77
<u>Medical school staff</u>	103	38	0	468	0	0	0	609
Medical school staff from prior year	<b>108</b>	<b>40</b>		<b>449</b>	<b>0</b>			<b>597</b>
<u>Primarily Instruction</u>	98	36	0	458	0	0	0	592
Exclusively credit	<input type="text" value="98"/>	<input type="text" value="36"/>	<input type="text" value="0"/>	<input type="text" value="458"/>	<input type="text" value="0"/>	<input type="text" value="0"/>	<input type="text" value="0"/>	592
Exclusively not-for-credit	<input type="text" value="0"/>	<input type="text" value="0"/>	<input type="text" value="0"/>	<input type="text" value="0"/>	<input type="text" value="0"/>	<input type="text" value="0"/>	<input type="text" value="0"/>	0
Combined credit/not-for-credit	<input type="text" value="0"/>	<input type="text" value="0"/>	<input type="text" value="0"/>	<input type="text" value="0"/>	<input type="text" value="0"/>	<input type="text" value="0"/>	<input type="text" value="0"/>	0
<u>Instruction/research/public service staff</u>	<input type="text" value="5"/>	<input type="text" value="2"/>	<input type="text" value="0"/>	<input type="text" value="10"/>	<input type="text" value="0"/>	<input type="text" value="0"/>	<input type="text" value="0"/>	17
Total carried forward from previous screens	661	242	0	968	1	0	0	1,872

Institution: University of Missouri-Columbia (178396)

User ID: 29C0011

**Part A3 - Full-time Instructional Staff - Totals**

<b>Total number of Full-time Instructional Staff</b>			
<b>As of November 1, 2019</b>			
Race/ethnicity	Total men	Total women	Total (men+women)
Nonresident alien	93	55	148
Hispanic/Latino	40	42	82
American Indian or Alaska Native	4	5	9
Asian	163	72	235
Black or African American	39	29	68
Native Hawaiian or Other Pacific Islander	1	2	3
White	688	566	1,254
Two or more races	11	6	17
Race and ethnicity unknown	28	28	56
<b>Total</b>	<b>1,067</b>	<b>805</b>	<b>1,872</b>
Total from prior year			<b>1,874</b>

Institution: University of Missouri-Columbia (178396)

User ID: 29C0011

**Part B1 - Full-time Non-instructional Staff by Occupational Category****Number of Full-time Non-instructional Staff  
by Occupational Category****As of November 1, 2019**

- Report Hispanic/Latino individuals of any race as Hispanic/Latino
- Report race for non-Hispanic/Latino individuals only
- Include both medical school and non-medical school staff

**Men**

Race/ethnicity	<u>Instructional Staff</u> (carried forward from Part A)	<u>Research staff</u>	<u>Public Service staff</u>
<u>Nonresident alien</u>	93	<input type="text" value="79"/>	<input type="text" value="1"/>
<u>Hispanic/Latino</u>	40	<input type="text" value="5"/>	<input type="text" value="1"/>
<u>American Indian or Alaska Native</u>	4	<input type="text" value="0"/>	<input type="text" value="0"/>
<u>Asian</u>	163	<input type="text" value="38"/>	<input type="text" value="1"/>
<u>Black or African American</u>	39	<input type="text" value="1"/>	<input type="text" value="0"/>
<u>Native Hawaiian or Other Pacific Islander</u>	1	<input type="text" value="0"/>	<input type="text" value="0"/>
<u>White</u>	688	<input type="text" value="85"/>	<input type="text" value="22"/>
Two or more races	11	<input type="text" value="0"/>	<input type="text" value="0"/>
<u>Race and ethnicity unknown</u>	28	<input type="text" value="6"/>	<input type="text" value="1"/>
<b>Total men</b>	1,067	214	26

**Women**

Race/ethnicity	<u>Instructional Staff</u> (carried forward from Part A)	<u>Research staff</u>	<u>Public Service staff</u>
Nonresident alien	55	<input type="text" value="28"/>	<input type="text" value="1"/>
Hispanic/Latino	42	<input type="text" value="3"/>	<input type="text" value="0"/>
American Indian or Alaska Native	5	<input type="text" value="0"/>	<input type="text" value="0"/>
Asian	72	<input type="text" value="9"/>	<input type="text" value="2"/>
Black or African American	29	<input type="text" value="5"/>	<input type="text" value="3"/>
Native Hawaiian or Other Pacific Islander	2	<input type="text" value="0"/>	<input type="text" value="0"/>
White	566	<input type="text" value="58"/>	<input type="text" value="34"/>

Two or more races	6	<input type="text" value="1"/>	<input type="text" value="1"/>
Race and ethnicity unknown	28	<input type="text" value="3"/>	<input type="text" value="1"/>
<b>Total women</b>	805	107	42
<b>Total (men+women)</b>	1,872	321	68
Total from prior year	<b>1,874</b>	<b>314</b>	<b>92</b>

Institution: University of Missouri-Columbia (178396)

User ID: 29C0011


**Part B1 - Full-time Non-instructional Staff by Occupational Category**

**Number of Full-time Non-instructional Staff  
by Occupational Category**

**As of November 1, 2019**

- Report Hispanic/Latino individuals of any race as Hispanic/Latino
- Report race for non-Hispanic/Latino individuals only
- Include both medical school and non-medical school staff

**Men**

Race/ethnicity	<u>Archivists, Curators, and Museum Technicians</u> 25-4010	<u>Librarians and Media Collections Specialists</u> 25-4020	<u>Library Technicians</u> 25-4030	 <u>Student and Academic Affairs and Other Education Services Occupations</u> 25-2000 + 25-3000 + 25-9000
Nonresident alien	<input type="text" value="0"/>	<input type="text" value="0"/>	<input type="text" value="0"/>	<input type="text" value="2"/>
Hispanic/Latino	<input type="text" value="0"/>	<input type="text" value="0"/>	<input type="text" value="0"/>	<input type="text" value="4"/>
<u>American Indian or Alaska Native</u>	<input type="text" value="0"/>	<input type="text" value="0"/>	<input type="text" value="0"/>	<input type="text" value="0"/>
Asian	<input type="text" value="0"/>	<input type="text" value="1"/>	<input type="text" value="0"/>	<input type="text" value="1"/>
<u>Black or African American</u>	<input type="text" value="0"/>	<input type="text" value="0"/>	<input type="text" value="0"/>	<input type="text" value="10"/>
<u>Native Hawaiian or Other Pacific Islander</u>	<input type="text" value="0"/>	<input type="text" value="0"/>	<input type="text" value="0"/>	<input type="text" value="0"/>
<u>White</u>	<input type="text" value="3"/>	<input type="text" value="7"/>	<input type="text" value="0"/>	<input type="text" value="131"/>
Two or more races	<input type="text" value="0"/>	<input type="text" value="0"/>	<input type="text" value="0"/>	<input type="text" value="0"/>
<u>Race and ethnicity unknown</u>	<input type="text" value="0"/>	<input type="text" value="2"/>	<input type="text" value="0"/>	<input type="text" value="3"/>
<b>Total men</b>	3	10	0	151

**Women**

Race/ethnicity	<u>Archivists, Curators, and Museum Technicians</u> 25-4010	<u>Librarians and Media Collections Specialists</u> 25-4020	<u>Library Technicians</u> 25-4030	<u>Student and Academic Affairs and Other Education Services Occupations</u> 25-2000 + 25-3000 + 25-9000
Nonresident alien	<input type="text" value="0"/>	<input type="text" value="0"/>	<input type="text" value="0"/>	<input type="text" value="2"/>
Hispanic/Latino	<input type="text" value="0"/>	<input type="text" value="0"/>	<input type="text" value="0"/>	<input type="text" value="8"/>
American Indian or Alaska Native	<input type="text" value="0"/>	<input type="text" value="0"/>	<input type="text" value="0"/>	<input type="text" value="2"/>
Asian	<input type="text" value="0"/>	<input type="text" value="0"/>	<input type="text" value="0"/>	<input type="text" value="3"/>
Black or African American	<input type="text" value="0"/>	<input type="text" value="2"/>	<input type="text" value="0"/>	<input type="text" value="7"/>

Native Hawaiian or Other Pacific Islander	<input type="text" value="0"/>	<input type="text" value="0"/>	<input type="text" value="0"/>	<input type="text" value="0"/>
White	<input type="text" value="5"/>	<input type="text" value="31"/>	<input type="text" value="0"/>	<input type="text" value="237"/>
Two or more races	<input type="text" value="1"/>	<input type="text" value="1"/>	<input type="text" value="0"/>	<input type="text" value="2"/>
Race and ethnicity unknown	<input type="text" value="0"/>	<input type="text" value="0"/>	<input type="text" value="0"/>	<input type="text" value="9"/>
<b>Total women</b>	6	34	0	270
<b>Total (men+women)</b>	9	44	0	421
Total from prior year	<b>11</b>	<b>40</b>		<b>389</b>

Institution: University of Missouri-Columbia (178396)

User ID: 29C0011

**Part B1 - Full-time Non-instructional Staff by Occupational Category**

**Number of Full-time Non-instructional Staff  
by Occupational Category**

**As of November 1, 2019**

- Report Hispanic/Latino individuals of any race as Hispanic/Latino
- Report race for non-Hispanic/Latino individuals only
- Include both medical school and non-medical school staff

**Men**

Race/ethnicity	<u>Management Occupations</u> 11-0000	<u>Business and Financial Operations Occupations</u> 13-0000	<u>Computer, Engineering, and Science Occupations</u> 15-0000 + 17-0000 + 19-0000	<u>Community, Social Service, Legal, Arts, Design, Entertainment, Sports, and Media Occupations</u> 21-0000 + 23-0000 + 27-0000	<u>Healthcare Practitioners and Technical Occupations</u> 29-0000
<u>Nonresident alien</u>	<input type="text" value="1"/>	<input type="text" value="1"/>	<input type="text" value="29"/>	<input type="text" value="1"/>	<input type="text" value="0"/>
<u>Hispanic/Latino</u>	<input type="text" value="5"/>	<input type="text" value="3"/>	<input type="text" value="13"/>	<input type="text" value="6"/>	<input type="text" value="2"/>
<u>American Indian or Alaska Native</u>	<input type="text" value="1"/>	<input type="text" value="1"/>	<input type="text" value="2"/>	<input type="text" value="2"/>	<input type="text" value="1"/>
<u>Asian</u>	<input type="text" value="8"/>	<input type="text" value="6"/>	<input type="text" value="48"/>	<input type="text" value="3"/>	<input type="text" value="4"/>
<u>Black or African American</u>	<input type="text" value="13"/>	<input type="text" value="11"/>	<input type="text" value="14"/>	<input type="text" value="27"/>	<input type="text" value="2"/>
<u>Native Hawaiian or Other Pacific Islander</u>	<input type="text" value="0"/>	<input type="text" value="0"/>	<input type="text" value="0"/>	<input type="text" value="0"/>	<input type="text" value="1"/>
<u>White</u>	<input type="text" value="248"/>	<input type="text" value="135"/>	<input type="text" value="459"/>	<input type="text" value="190"/>	<input type="text" value="78"/>
Two or more races	<input type="text" value="4"/>	<input type="text" value="2"/>	<input type="text" value="9"/>	<input type="text" value="1"/>	<input type="text" value="4"/>
<u>Race and ethnicity unknown</u>	<input type="text" value="4"/>	<input type="text" value="8"/>	<input type="text" value="28"/>	<input type="text" value="16"/>	<input type="text" value="1"/>
<b>Total men</b>	284	167	602	246	93

**Women**

Race/ethnicity	<u>Management Occupations</u> 11-0000	<u>Business and Financial Operations Occupations</u> 13-0000	<u>Computer, Engineering, and Science Occupations</u> 15-0000 + 17-0000 + 19-0000	<u>Community, Social Service, Legal, Arts, Design, Entertainment, Sports, and Media Occupations</u> 21-0000 + 23-0000 + 27-0000	<u>Healthcare Practitioners and Technical Occupations</u> 29-0000
Nonresident alien	<input type="text" value="1"/>	<input type="text" value="4"/>	<input type="text" value="25"/>	<input type="text" value="2"/>	<input type="text" value="0"/>
Hispanic/Latino	<input type="text" value="3"/>	<input type="text" value="9"/>	<input type="text" value="14"/>	<input type="text" value="15"/>	<input type="text" value="9"/>

American Indian or Alaska Native	1	1	2	0	3
Asian	9	6	57	10	8
Black or African American	6	24	9	23	22
Native Hawaiian or Other Pacific Islander	1	0	0	0	0
White	222	353	277	371	377
Two or more races	2	6	5	9	4
Race and ethnicity unknown	4	5	22	16	27
<b>Total women</b>	249	408	411	446	450
<b>Total (men+women)</b>	533	575	1,013	692	543
Total from prior year	<b>542</b>	<b>500</b>	<b>973</b>	<b>646</b>	<b>498</b>



Institution: University of Missouri-Columbia (178396)

User ID: 29C0011

**Part B1 - Full-time Non-instructional Staff by Occupational Category**

**Number of Full-time Non-instructional Staff  
by Occupational Category**

**As of November 1, 2019**

- Report Hispanic/Latino individuals of any race as Hispanic/Latino
- Report race for non-Hispanic/Latino individuals only
- Include both medical school and non-medical school staff

**Men**

Race/ethnicity	<u>Service Occupations</u> 31-0000 + 33-0000 + 35-0000 + 37-0000 + 39-0000	<u>Sales and Related Occupations</u> 41-0000	<u>Office and Administrative Support Occupations</u> 43-0000	<u>Natural Resources, Construction, and Maintenance Occupations</u> 45-0000 + 47-0000 + 49-0000	<u>Production, Transportation, and Material Moving Occupations</u> 51-0000 + 53-0000	Grand Total (All full-time staff)
<u>Nonresident alien</u>	5	0	0	0	1	213
<u>Hispanic/Latino</u>	16	0	5	1	1	102
<u>American Indian or Alaska Native</u>	4	0	1	2	1	19
<u>Asian</u>	3	0	4	0	0	280
<u>Black or African American</u>	71	1	9	16	7	221
<u>Native Hawaiian or Other Pacific Islander</u>	1	0	0	0	0	3
<u>White</u>	193	20	131	223	93	2,706
<u>Two or more races</u>	10	1	4	2	0	48
<u>Race and ethnicity unknown</u>	15	0	6	8	2	128
<b>Total men</b>	318	22	160	252	105	3,720

**Women**

Race/ethnicity	<u>Service Occupations</u> 31-0000 + 33-0000 + 35-0000 + 37-0000 + 39-0000	<u>Sales and Related Occupations</u> 41-0000	<u>Office and Administrative Support Occupations</u> 43-0000	<u>Natural Resources, Construction, and Maintenance Occupations</u> 45-0000 + 47-0000 + 49-0000	<u>Production, Transportation, and Material Moving Occupations</u> 51-0000 + 53-0000	Grand Total (All full-time staff)

Nonresident alien	5	0	3	0	0	126
Hispanic/Latino	22	0	30	0	0	155
American Indian or Alaska Native	0	0	3	0	0	17
Asian	9	1	22	0	0	208
Black or African American	62	0	71	1	0	264
Native Hawaiian or Other Pacific Islander	0	0	2	0	0	5
White	121	13	973	6	12	3,656
Two or more races	6	0	13	0	0	57
Race and ethnicity unknown	17	0	20	2	1	155
<b>Total women</b>	242	14	1,137	9	13	4,643
<b>Total (men+women)</b>	560	36	1,297	261	118	8,363
Total from prior year	<b>548</b>	<b>35</b>	<b>1,312</b>	<b>260</b>	<b>115</b>	<b>8,149</b>

Institution: University of Missouri-Columbia (178396)

User ID: 29C0011

**Part B2 - Full-time Non-instructional Staff by Occupational Category and Tenure Status**

Number of Full-time Non-instructional Staff

As of November 1, 2019

**Non-medical school staff**


With Faculty Status

Occupational category	Not on Tenure Track						Without Faculty Status	Total
	<u>Tenured</u>	<u>On Tenure Track</u>	<u>Multi-year</u>	<u>Annual contract</u>	<u>Less-than-annual contract</u>	<u>Indefinite duration (continuing or at-will)</u>		
<u>Research staff</u>	55	18	0	164	0	0	0	237
<u>Public Service staff</u>	15	4	0	39	0	0	0	58
<u>Archivists, Curators, and Museum Technicians</u> 25-4010	0	0	0	0	0	0	9	9
<u>Librarians and Media Collections Specialists</u> 25-4020	0	0	0	0	0	0	42	42
<u>Library Technicians</u> 25-4030	0	0	0	0	0	0	0	0
<u>Student and Academic Affairs and Other Education Services Occupations</u> 25-2000 + 25-3000 + 25-9000	0	0	0	0	0	0	404	404
<u>Management Occupations</u> 11-0000	42	0	0	0	0	0	419	461
<u>Business and Financial Operations Occupations</u> 13-0000	0	0	0	0	0	0	470	470
<u>Computer, Engineering, and Science Occupations</u> 15-0000 + 17-0000 + 19-0000	0	0	0	0	0	0	864	864
<u>Community, Social Service, Legal, Arts, Design, Entertainment, Sports, and Media</u>	0	0	0	0	0	0	634	634

<u>Occupations</u> 21-0000 + 23-0000 + 27-0000									
<u>Healthcare Practitioners and Technical Occupations</u> 29-0000	0	0	0	0	0	0	173	173	
Total	112	22	0	203	0	0	3,015	3,352	
Total from prior year	120	17		228	0		2,848	3,213	

**Medical school staff**

Occupational category	With Faculty Status						Without Faculty Status	Total
	Tenured			Not on Tenure Track				
	Tenured	On Tenure Track	Multi-year	Annual contract	Less-than-annual contract	Indefinite duration (continuing or at-will)		
Research staff	19	7	0	58	0	0	0	84
Public Service staff	2	2	0	6	0	0	0	10
Archivists, Curators, and Museum Technicians 25-4010	0	0	0	0	0	0	0	0
Librarians and Media Collections Specialists 25-4020	0	0	0	0	0	0	2	2
Library Technicians 25-4030	0	0	0	0	0	0	0	0
Student and Academic Affairs and Other Education Services Occupations 25-2000 + 25-3000 + 25-9000	0	0	0	0	0	0	17	17
Management Occupations 11-0000	1	0	0	0	0	0	71	72
Business and Financial Operations Occupations 13-0000	0	0	0	0	0	0	105	105
Computer, Engineering, and Science Occupations 15-0000 + 17-0000 + 19-0000	0	0	0	0	0	0	149	149
Community, Social Service, Legal, Arts, Design, Entertainment,	0	0	0	0	0	0	58	58

Sports, and Media Occupations 21-0000 + 23-0000 + 27-0000								
Healthcare Practitioners and Technical Occupations 29-0000	0	0	0	0	0	0	370	370
Total	22	9	0	 64	0	0	772	867
Total from prior year	<b>31</b>	<b>6</b>		<b>45</b>	<b>0</b>		<b>710</b>	<b>792</b>

Institution: University of Missouri-Columbia (178396)

User ID: 29C0011

**Part B2 - Full-time Non-instructional Staff by Medical School Status**

<b>Number of <u>Full-time</u> Non-instructional Staff</b>			
<b>As of November 1, 2019</b>			
Occupational category	Total (carried forward from Part B1)	Non-medical school staff	Medical school staff
<u>Service Occupations</u> 31-0000 + 33-0000 + 35-0000 + 37-0000 + 39-0000	560	560	0
<u>Sales and Related Occupations</u> 41-0000	36	36	0
<u>Office and Administrative Support Occupations</u> 43-0000	1,297	992	305
<u>Natural Resources, Construction, and Maintenance Occupations</u> 45-0000 + 47-0000 + 49-0000	261	261	0
<u>Production, Transportation, and Material Moving Occupations</u> 51-0000 + 53-0000	118	118	0
Total		1,967	305
Total from prior year		<b>1,959</b>	<b>311</b>

Institution: University of Missouri-Columbia (178396)

User ID: 29C0011

**Part C - Full-time Summary Non-medical school staff****Summary of Full-time Non-medical School Staff****As of November 1, 2019**

- **Data will not be generated on this screen until the relevant screens in the previous section have been completed.**

Occupational category	With Faculty Status						Without Faculty Status	Total
	Tenured	On Tenure Track	Not on Tenure Track					
			Multi-year	Annual contract	Less-than-annual contract	Indefinite duration (continuing or at-will)		
Primarily Instruction	549	203	0	433	1	0	0	1,186
Exclusively credit	549	203	0	433	1	0	0	1,186
Exclusively not-for-credit	0	0	0	0	0	0	0	0
Combined credit/not-for-credit	0	0	0	0	0	0	0	0
Instruction/research/public service staff	9	1	0	67	0	0	0	77
Research staff	55	18	0	164	0	0	0	237
Public Service staff	15	4	0	39	0	0	0	58
Archivists, Curators, and Museum Technicians 25-4010	0	0	0	0	0	0	9	9
Librarians and Media Collections Specialists 25-4020	0	0	0	0	0	0	42	42
Library Technicians 25-4030	0	0	0	0	0	0	0	0
Student and Academic Affairs and Other Education Services Occupations 25-2000 + 25-3000 + 25-9000	0	0	0	0	0	0	404	404
Management Occupations 11-0000	42	0	0	0	0	0	419	461
Business and Financial Operations Occupations 13-0000	0	0	0	0	0	0	470	470
Computer, Engineering, and Science Occupations 15-0000 + 17-0000 + 19-0000	0	0	0	0	0	0	864	864
Community, Social Service, Legal, Arts, Design, Entertainment, Sports, and Media Occupations 21-0000 + 23-0000 + 27-0000	0	0	0	0	0	0	634	634
	0	0	0	0	0	0	173	173

Healthcare Practitioners and Technical Occupations 29-0000								
Service Occupations 31-0000 + 33-0000 + 35-0000 + 37-0000 + 39-0000								560
Sales and Related Occupations 41-0000								36
Office and Administrative Support Occupations 43-0000								992
Natural Resources, Construction, and Maintenance Occupations 45-0000 + 47-0000 + 49-0000								261
Production, Transportation, and Material Moving Occupations 51-0000 + 53-0000								118
Total								6,582



Institution: University of Missouri-Columbia (178396)

User ID: 29C0011

**Part C - Full-time Summary Medical school staff****Summary of Full-time Medical School Staff****As of November 1, 2019**

- **Data will not be generated on this screen until the relevant screens in the previous section have been completed.**

Occupational category	With Faculty Status						Without Faculty Status	Total
	With Faculty Status		Not on Tenure Track					
	Tenured	On Tenure Track	Multi-year	Annual contract	Less-than-annual contract	Indefinite duration (continuing or at-will)		
Primarily Instruction	98	36	0	458	0	0	0	592
Exclusively credit	98	36	0	458	0	0	0	592
Exclusively not-for-credit	0	0	0	0	0	0	0	0
Combined credit/not-for-credit	0	0	0	0	0	0	0	0
Instruction/research/public service staff	5	2	0	10	0	0	0	17
Research staff	19	7	0	58	0	0	0	84
Public Service staff	2	2	0	6	0	0	0	10
Archivists, Curators, and Museum Technicians 25-4010	0	0	0	0	0	0	0	0
Librarians and Media Collections Specialists 25-4020	0	0	0	0	0	0	2	2
Library Technicians 25-4030	0	0	0	0	0	0	0	0
Student and Academic Affairs and Other Education Services Occupations 25-2000 + 25-3000 + 25-9000	0	0	0	0	0	0	17	17
Management Occupations 11-0000	1	0	0	0	0	0	71	72
Business and Financial Operations Occupations 13-0000	0	0	0	0	0	0	105	105
Computer, Engineering, and Science Occupations 15-0000 + 17-0000 + 19-0000	0	0	0	0	0	0	149	149
Community, Social Service, Legal, Arts, Design, Entertainment, Sports, and Media Occupations 21-0000 + 23-0000 + 27-0000	0	0	0	0	0	0	58	58
	0	0	0	0	0	0	370	370

Healthcare Practitioners and Technical Occupations 29-0000									
Service Occupations 31-0000 + 33-0000 + 35-0000 + 37-0000 + 39-0000									0
Sales and Related Occupations 41-0000									0
Office and Administrative Support Occupations 43-0000									305
Natural Resources, Construction, and Maintenance Occupations 45-0000 + 47-0000 + 49-0000									0
Production, Transportation, and Material Moving Occupations 51-0000 + 53-0000									0
Total									1,781

Institution: University of Missouri-Columbia (178396)

User ID: 29C0011

**Part G1 - Salaries Worksheet**

**Number of Full-time Non-medical School Instructional Staff  
For Calculation of Total Number of Months**

**Annual Salary, 2019-20**

- Report the number of instructional staff based on the number of months to be worked
- Months reported should correspond with the number of months that staff worked (which may differ from the number of months over which they are paid)
- Include ONLY full-time, non-medical school instructional staff
- Include instructional staff *with* faculty status and *without* faculty status
- Include instructional staff regardless of tenure status

Gender and academic rank	Months worked					Total staff	Total staff for salary reporting
	12 months	11 months	10 months	9 months	< 9 months		
<b>Men</b>							
Professors	54	0	0	178	0	232	232
Associate professors	58	0	0	159	0	217	217
Assistant professors	41	0	0	121	0	162	162
Instructors	12	0	0	13	0	25	25
Lecturers	0	0	0	2	0	2	2
No academic rank	40	0	0	17	0	57	57
<b>Total men</b>	205	0	0	490	0	695	695
<b>Women</b>							
Professors	33	0	0	66	0	99	99
Associate professors	47	0	0	125	0	172	172
Assistant professors	71	0	0	128	0	199	199
Instructors	26	0	0	25	1	52	51
Lecturers	1	0	0	4	0	5	5
No academic rank	29	0	0	12	0	41	41
<b>Total women</b>	207	0	0	360	1	568	567
<b>Total (men+women)</b>	412	0	0	850	1	1,263	1,262
Total (men+women) full-time non-medical school instructional staff from Part A						1,263	

Institution: University of Missouri-Columbia (178396)

User ID: 29C0011

**Part G2 - Salary Outlays for Instructional Staff**

**Salary Outlays  
for Full-time Non-medical School Instructional Staff**

**Annual Salary Outlays, 2019-20**

- Report the TOTAL ANNUAL salary outlays for the full-time Non-medical School instructional staff reported in the 12 months, 11 months, 10 months, and 9 months columns on the previous screen, Part G1 – Salaries Worksheet
- Using the TOTAL ANNUAL salary outlays data provided, the system will calculate the Equated 9 months by academic rank and gender.


Gender and academic rank	Total staff for salary reporting (from Part G, screen 1)	Salary Outlays				Equated 9 months
		12 months	11 months	10 months	9 months	
<b>Men</b>						
Professors	232	8,382,318	0	0	24,243,312	30,530,051
Associate professors	217	6,342,489	0	0	14,251,960	19,008,827
Assistant professors	162	3,653,147	0	0	10,850,101	13,589,961
Instructors	25	820,730	0	0	627,426	1,242,974
Lecturers	2	0	0	0	94,599	94,599
No academic rank	57	2,032,998	0	0	923,209	2,447,958
<b>Total men</b>	<b>695</b>	<b>21,231,682</b>	<b>0</b>	<b>0</b>	<b>50,990,607</b>	<b>66,914,369</b>
<b>Women</b>						
Professors	99	4,161,029	0	0	7,570,538	10,691,310
Associate professors	172	4,338,235	0	0	10,867,206	14,120,882
Assistant professors	199	5,961,167	0	0	10,553,317	15,024,192
Instructors	51	1,818,511	0	0	1,234,482	2,598,365
Lecturers	5	70,342	0	0	187,200	239,957
No academic rank	41	1,570,652	0	0	616,603	1,794,592
<b>Total women</b>	<b>567</b>	<b>17,919,936</b>	<b>0</b>	<b>0</b>	<b>31,029,346</b>	<b>44,469,298</b>

<b>Total (men + women)</b>	1,262	39,151,618	0	0	82,019,953	111,383,667
------------------------------------	-------	------------	---	---	------------	-------------

Institution: University of Missouri-Columbia (178396)

User ID: 29C0011



**Part G3 - Average Salaries for Instructional Staff by Academic Rank**

Average Salary by academic rank for <u>Full-time Non-medical School Instructional Staff</u> Annual Average Salaries, 2019-20						
Gender and academic rank	Total staff for salary reporting (from Part G, screen 1)	Annual Average Salaries				
		12 months	11 months	10 months	9 months	 Equated 9 months
<b>Men</b>						
Professors	232	155,228			136,198	131,595
Associate professors	217	109,353			89,635	87,598
Assistant professors	162	89,101			89,670	83,889
Instructors	25	68,394			48,264	49,719
Lecturers	2				47,300	47,300
No academic rank	57	50,825			54,306	42,947
<b>Total men</b>	695	103,569			104,062	96,280
<b>Women</b>						
Professors	99	126,092			114,705	107,993
Associate professors	172	92,303			86,938	82,098
Assistant professors	199	83,960			82,448	75,498
Instructors	51	69,943			49,379	50,948
Lecturers	5	70,342			46,800	47,991
No academic rank	41	54,160			51,384	43,771
<b>Total women</b>	567	86,570			86,193	78,429
<b>Total (men+women)</b>	1,262	95,028			96,494	88,260

Institution: University of Missouri-Columbia (178396)

User ID: 29C0011

**Part G4 - Salary Outlays for Non-instructional Staff**

<b>Salary Outlays</b> <b>for <u>Full-time</u> Non-medical School Non-instructional Staff</b> <b>Annual Salary Outlays, 2019-20</b>		
Occupational category	 Number of full-time staff (carried forward from the Part B - FT, non-instructional staff screens)	 Total annual salary outlays
<u>Research staff</u>	237	20,056,993
<u>Public Service staff</u>	58	4,898,898
<u>Library and Student and Academic Affairs and Other Education Services Occupations</u> 25-4000 + 25-2000 + 25-3000 + 25-9000	455	26,165,490
<u>Management Occupations</u> 11-0000	461	54,613,541
<u>Business and Financial Operations Occupations</u> 13-0000	470	26,708,117
<u>Computer, Engineering, and Science Occupations</u> 15-0000 + 17-0000 + 19-0000	864	45,281,249
<u>Community, Social Service, Legal, Arts, Design, Entertainment, Sports, and Media Occupations</u> 21-0000 + 23-0000 + 27-0000	634	39,096,538
<u>Healthcare Practitioners and Technical Occupations</u> 29-0000	173	8,404,232
<u>Service Occupations</u> 31-0000 + 33-0000 + 35-0000 + 37-0000 + 39-0000	560	20,733,375
<u>Sales and Related Occupations</u> 41-0000	36	1,143,135
<u>Office and Administrative Support Occupations</u> 43-0000	992	37,673,684
<u>Natural Resources, Construction, and Maintenance Occupations</u> 45-0000 + 47-0000 + 49-0000	261	12,155,270
<u>Production, Transportation, and Material Moving Occupations</u> 51-0000 + 53-0000	118	6,151,749

Institution: University of Missouri-Columbia (178396)

User ID: 29C0011

**Part D - Part-time Staff by Occupational Category****Number of Part-time Staff by Occupational Category****As of November 1, 2019**

- Report Hispanic/Latino individuals of any race as Hispanic/Latino
- Report race for non-Hispanic/Latino individuals only
- Include both medical school and non-medical school staff

**Men**

Race/ethnicity	<u>Instructional staff</u>	<u>Research staff</u>	<u>Public Service staff</u>
<u>Nonresident alien</u>	<input type="text" value="5"/>	<input type="text" value="1"/>	<input type="text" value="1"/>
<u>Hispanic/Latino</u>	<input type="text" value="8"/>	<input type="text" value="1"/>	<input type="text" value="2"/>
<u>American Indian or Alaska Native</u>	<input type="text" value="1"/>	<input type="text" value="0"/>	<input type="text" value="0"/>
<u>Asian</u>	<input type="text" value="24"/>	<input type="text" value="7"/>	<input type="text" value="0"/>
<u>Black or African American</u>	<input type="text" value="8"/>	<input type="text" value="0"/>	<input type="text" value="1"/>
<u>Native Hawaiian or Other Pacific Islander</u>	<input type="text" value="0"/>	<input type="text" value="0"/>	<input type="text" value="0"/>
<u>White</u>	<input type="text" value="340"/>	<input type="text" value="17"/>	<input type="text" value="10"/>
Two or more races	<input type="text" value="2"/>	<input type="text" value="0"/>	<input type="text" value="0"/>
<u>Race and ethnicity unknown</u>	<input type="text" value="18"/>	<input type="text" value="0"/>	<input type="text" value="0"/>
<b>Total men</b>	406	26	14

**Women**

Race/ethnicity	<u>Instructional staff</u>	<u>Research staff</u>	<u>Public Service staff</u>
Nonresident alien	<input type="text" value="2"/>	<input type="text" value="0"/>	<input type="text" value="0"/>
Hispanic/Latino	<input type="text" value="11"/>	<input type="text" value="2"/>	<input type="text" value="0"/>
American Indian or Alaska Native	<input type="text" value="0"/>	<input type="text" value="0"/>	<input type="text" value="0"/>
Asian	<input type="text" value="13"/>	<input type="text" value="2"/>	<input type="text" value="2"/>
Black or African American	<input type="text" value="11"/>	<input type="text" value="0"/>	<input type="text" value="0"/>
Native Hawaiian or Other Pacific Islander	<input type="text" value="0"/>	<input type="text" value="0"/>	<input type="text" value="0"/>
White	<input type="text" value="314"/>	<input type="text" value="4"/>	<input type="text" value="8"/>
Two or more races	<input type="text" value="1"/>	<input type="text" value="0"/>	<input type="text" value="0"/>
Race and ethnicity unknown	<input type="text" value="27"/>	<input type="text" value="0"/>	<input type="text" value="0"/>
<b>Total women</b>	379	8	10



<b>Total (men+women)</b>	785	 34	24
Total from prior year	<b>770</b>	<b>19</b>	<b>29</b>

Institution: University of Missouri-Columbia (178396)

User ID: 29C0011

**Part D - Part-time Staff by Occupational Category**

**Number of Part-time Staff by Occupational Category**

**As of November 1, 2019**


- Report Hispanic/Latino individuals of any race as Hispanic/Latino
- Report race for non-Hispanic/Latino individuals only
- Include both medical school and non-medical school staff

**Men**

Race/ethnicity	<u>Archivists, Curators, and Museum Technicians</u> 25-4010	<u>Librarians and Media Collections Specialists</u> 25-4020	<u>Library Technicians</u> 25-4030	<u>Student and Academic Affairs and Other Education Services Occupations</u> 25-2000 + 25-3000 + 25-9000	<u>Library and Student and Academic Affairs and Other Education Services Occupations</u>
<u>Nonresident alien</u>	<input type="text" value="0"/>	<input type="text" value="0"/>	<input type="text" value="0"/>	<input type="text" value="13"/>	13
<u>Hispanic/Latino</u>	<input type="text" value="0"/>	<input type="text" value="0"/>	<input type="text" value="0"/>	<input type="text" value="1"/>	1
<u>American Indian or Alaska Native</u>	<input type="text" value="0"/>	<input type="text" value="0"/>	<input type="text" value="0"/>	<input type="text" value="0"/>	0
<u>Asian</u>	<input type="text" value="0"/>	<input type="text" value="0"/>	<input type="text" value="0"/>	<input type="text" value="1"/>	1
<u>Black or African American</u>	<input type="text" value="0"/>	<input type="text" value="0"/>	<input type="text" value="0"/>	<input type="text" value="2"/>	2
<u>Native Hawaiian or Other Pacific Islander</u>	<input type="text" value="0"/>	<input type="text" value="0"/>	<input type="text" value="0"/>	<input type="text" value="0"/>	0
<u>White</u>	<input type="text" value="1"/>	<input type="text" value="0"/>	<input type="text" value="0"/>	<input type="text" value="46"/>	47
<u>Two or more races</u>	<input type="text" value="0"/>	<input type="text" value="0"/>	<input type="text" value="0"/>	<input type="text" value="1"/>	1
<u>Race and ethnicity unknown</u>	<input type="text" value="0"/>	<input type="text" value="0"/>	<input type="text" value="0"/>	<input type="text" value="5"/>	5
<b>Total men</b>	1	0	0	69	70

**Women**

Race/ethnicity	<u>Archivists, Curators, and Museum Technicians</u> 25-4010	<u>Librarians and Media Collections Specialists</u> 25-4020	<u>Library Technicians</u> 25-4030	<u>Student and Academic Affairs and Other Education Services Occupations</u> 25-2000 + 25-3000 + 25-9000	<u>Library and Student and Academic Affairs and Other Education Services Occupations</u>
<u>Nonresident alien</u>	<input type="text" value="0"/>	<input type="text" value="0"/>	<input type="text" value="0"/>	<input type="text" value="9"/>	9
<u>Hispanic/Latino</u>	<input type="text" value="0"/>	<input type="text" value="0"/>	<input type="text" value="0"/>	<input type="text" value="2"/>	2
					0

American Indian or Alaska Native	<input type="text" value="0"/>	<input type="text" value="0"/>	<input type="text" value="0"/>	<input type="text" value="0"/>	
Asian	<input type="text" value="0"/>	<input type="text" value="0"/>	<input type="text" value="0"/>	<input type="text" value="7"/>	7
Black or African American	<input type="text" value="0"/>	<input type="text" value="0"/>	<input type="text" value="0"/>	<input type="text" value="3"/>	3
Native Hawaiian or Other Pacific Islander	<input type="text" value="0"/>	<input type="text" value="0"/>	<input type="text" value="0"/>	<input type="text" value="0"/>	0
White	<input type="text" value="2"/>	<input type="text" value="0"/>	<input type="text" value="0"/>	<input type="text" value="111"/>	113
Two or more races	<input type="text" value="0"/>	<input type="text" value="0"/>	<input type="text" value="0"/>	<input type="text" value="1"/>	1
Race and ethnicity unknown	<input type="text" value="0"/>	<input type="text" value="0"/>	<input type="text" value="0"/>	<input type="text" value="13"/>	13
<b>Total women</b>	2	0	0	146	148
<b>Total (men+women)</b>	3	 0	0	215	218
Total from prior year	<b>4</b>	<b>1</b>		<b>217</b>	<b>222</b>

Institution: University of Missouri-Columbia (178396)

User ID: 29C0011

**Part D - Part-time Staff by Occupational Category**

**Number of Part-time Staff**

**As of November 1, 2019**

- Report Hispanic/Latino individuals of any race as Hispanic/Latino
- Report race for non-Hispanic/Latino individuals only
- Include both medical school and non-medical school staff

**Men**

Race/ethnicity	<u>Management Occupations</u> 11-0000	<u>Business and Financial Operations Occupations</u> 13-0000	<u>Computer, Engineering, and Science Occupations</u> 15-0000 + 17-0000 + 19-0000	<u>Community, Social Service, Legal, Arts, Design, Entertainment, Sports, and Media Occupations</u> 21-0000 + 23-0000 + 27-0000	<u>Healthcare Practitioners and Technical Occupations</u> 29-0000
<u>Nonresident alien</u>	<input type="text" value="0"/>	<input type="text" value="0"/>	<input type="text" value="5"/>	<input type="text" value="0"/>	<input type="text" value="1"/>
<u>Hispanic/Latino</u>	<input type="text" value="0"/>	<input type="text" value="0"/>	<input type="text" value="2"/>	<input type="text" value="1"/>	<input type="text" value="2"/>
<u>American Indian or Alaska Native</u>	<input type="text" value="0"/>	<input type="text" value="0"/>	<input type="text" value="0"/>	<input type="text" value="0"/>	<input type="text" value="0"/>
<u>Asian</u>	<input type="text" value="0"/>	<input type="text" value="0"/>	<input type="text" value="4"/>	<input type="text" value="0"/>	<input type="text" value="1"/>
<u>Black or African American</u>	<input type="text" value="0"/>	<input type="text" value="0"/>	<input type="text" value="4"/>	<input type="text" value="0"/>	<input type="text" value="2"/>
<u>Native Hawaiian or Other Pacific Islander</u>	<input type="text" value="0"/>	<input type="text" value="0"/>	<input type="text" value="0"/>	<input type="text" value="0"/>	<input type="text" value="0"/>
<u>White</u>	<input type="text" value="9"/>	<input type="text" value="12"/>	<input type="text" value="50"/>	<input type="text" value="22"/>	<input type="text" value="27"/>
Two or more races	<input type="text" value="0"/>	<input type="text" value="0"/>	<input type="text" value="0"/>	<input type="text" value="1"/>	<input type="text" value="0"/>
<u>Race and ethnicity unknown</u>	<input type="text" value="0"/>	<input type="text" value="0"/>	<input type="text" value="5"/>	<input type="text" value="5"/>	<input type="text" value="5"/>
<b>Total men</b>	9	12	70	29	38

**Women**

Race/ethnicity	<u>Management Occupations</u> 11-0000	<u>Business and Financial Operations Occupations</u> 13-0000	<u>Computer, Engineering, and Science Occupations</u> 15-0000 + 17-0000 + 19-0000	<u>Community, Social Service, Legal, Arts, Design, Entertainment, Sports, and Media Occupations</u> 21-0000 + 23-0000 + 27-0000	<u>Healthcare Practitioners and Technical Occupations</u> 29-0000
Nonresident alien	<input type="text" value="0"/>	<input type="text" value="1"/>	<input type="text" value="5"/>	<input type="text" value="0"/>	<input type="text" value="0"/>
Hispanic/Latino	<input type="text" value="1"/>	<input type="text" value="0"/>	<input type="text" value="4"/>	<input type="text" value="2"/>	<input type="text" value="1"/>

American Indian or Alaska Native	<input type="text" value="0"/>	<input type="text" value="0"/>	<input type="text" value="1"/>	<input type="text" value="1"/>	<input type="text" value="0"/>
Asian	<input type="text" value="0"/>	<input type="text" value="2"/>	<input type="text" value="12"/>	<input type="text" value="1"/>	<input type="text" value="2"/>
Black or African American	<input type="text" value="1"/>	<input type="text" value="0"/>	<input type="text" value="4"/>	<input type="text" value="3"/>	<input type="text" value="2"/>
Native Hawaiian or Other Pacific Islander	<input type="text" value="0"/>	<input type="text" value="0"/>	<input type="text" value="0"/>	<input type="text" value="0"/>	<input type="text" value="0"/>
White	<input type="text" value="12"/>	<input type="text" value="34"/>	<input type="text" value="77"/>	<input type="text" value="43"/>	<input type="text" value="70"/>
Two or more races	<input type="text" value="0"/>	<input type="text" value="0"/>	<input type="text" value="1"/>	<input type="text" value="1"/>	<input type="text" value="1"/>
Race and ethnicity unknown	<input type="text" value="0"/>	<input type="text" value="1"/>	<input type="text" value="8"/>	<input type="text" value="2"/>	<input type="text" value="8"/>
<b>Total women</b>	14	38	112	53	84
<b>Total (men+women)</b>	23	50	182	82	122
Total from prior year	<b>35</b>	<b>40</b>	<b>182</b>	<b>85</b>	<b>140</b>

Institution: University of Missouri-Columbia (178396)

User ID: 29C0011

**Part D - Part-time Staff by Occupational Category****Number of Part-time Staff****As of November 1, 2019**

- Report Hispanic/Latino individuals of any race as Hispanic/Latino
- Report race for non-Hispanic/Latino individuals only
- Include both medical school and non-medical school staff

**Men**

Race/ethnicity	<u>Service Occupations</u> 31-0000 + 33-0000 + 35-0000 + 37-0000 + 39-0000	<u>Sales and Related Occupations</u> 41-0000	<u>Office and Administrative Support Occupations</u> 43-0000	<u>Natural Resources, Construction, and Maintenance Occupations</u> 45-0000 + 47-0000 + 49-0000	<u>Production, Transportation, and Material Moving Occupations</u> 51-0000 + 53-0000	Grand Total (All part-time staff)
<u>Nonresident alien</u>	<input type="text" value="0"/>	<input type="text" value="0"/>	<input type="text" value="6"/>	<input type="text" value="0"/>	<input type="text" value="0"/>	32
<u>Hispanic/Latino</u>	<input type="text" value="5"/>	<input type="text" value="0"/>	<input type="text" value="8"/>	<input type="text" value="2"/>	<input type="text" value="0"/>	32
<u>American Indian or Alaska Native</u>	<input type="text" value="0"/>	<input type="text" value="0"/>	<input type="text" value="0"/>	<input type="text" value="0"/>	<input type="text" value="0"/>	1
<u>Asian</u>	<input type="text" value="1"/>	<input type="text" value="0"/>	<input type="text" value="8"/>	<input type="text" value="0"/>	<input type="text" value="0"/>	46
<u>Black or African American</u>	<input type="text" value="28"/>	<input type="text" value="1"/>	<input type="text" value="8"/>	<input type="text" value="9"/>	<input type="text" value="0"/>	63
<u>Native Hawaiian or Other Pacific Islander</u>	<input type="text" value="0"/>	<input type="text" value="0"/>	<input type="text" value="0"/>	<input type="text" value="0"/>	<input type="text" value="0"/>	0
<u>White</u>	<input type="text" value="115"/>	<input type="text" value="0"/>	<input type="text" value="129"/>	<input type="text" value="50"/>	<input type="text" value="8"/>	836
Two or more races	<input type="text" value="3"/>	<input type="text" value="0"/>	<input type="text" value="4"/>	<input type="text" value="0"/>	<input type="text" value="0"/>	11
<u>Race and ethnicity unknown</u>	<input type="text" value="18"/>	<input type="text" value="0"/>	<input type="text" value="28"/>	<input type="text" value="4"/>	<input type="text" value="0"/>	88
<b>Total men</b>	170	1	191	65	8	1,109

**Women**

Race/ethnicity	<u>Service Occupations</u> 31-0000 + 33-0000 + 35-0000 + 37-0000 + 39-0000	<u>Sales and Related Occupations</u> 41-0000	<u>Office and Administrative Support Occupations</u> 43-0000	<u>Natural Resources, Construction, and Maintenance Occupations</u> 45-0000 + 47-0000 + 49-0000	<u>Production, Transportation, and Material Moving Occupations</u> 51-0000 + 53-0000	Grand Total (All part-time staff)
Nonresident alien	<input type="text" value="1"/>	<input type="text" value="0"/>	<input type="text" value="3"/>	<input type="text" value="0"/>	<input type="text" value="1"/>	22

Hispanic/Latino	<input type="text" value="1"/>	<input type="text" value="0"/>	<input type="text" value="10"/>	<input type="text" value="3"/>	<input type="text" value="1"/>	38
American Indian or Alaska Native	<input type="text" value="0"/>	<input type="text" value="0"/>	<input type="text" value="3"/>	<input type="text" value="1"/>	<input type="text" value="0"/>	6
Asian	<input type="text" value="1"/>	<input type="text" value="1"/>	<input type="text" value="8"/>	<input type="text" value="1"/>	<input type="text" value="0"/>	52
Black or African American	<input type="text" value="8"/>	<input type="text" value="0"/>	<input type="text" value="30"/>	<input type="text" value="10"/>	<input type="text" value="0"/>	72
Native Hawaiian or Other Pacific Islander	<input type="text" value="0"/>	<input type="text" value="0"/>	<input type="text" value="1"/>	<input type="text" value="0"/>	<input type="text" value="0"/>	1
White	<input type="text" value="75"/>	<input type="text" value="1"/>	<input type="text" value="272"/>	<input type="text" value="26"/>	<input type="text" value="2"/>	1,051
Two or more races	<input type="text" value="1"/>	<input type="text" value="0"/>	<input type="text" value="11"/>	<input type="text" value="0"/>	<input type="text" value="0"/>	17
Race and ethnicity unknown	<input type="text" value="12"/>	<input type="text" value="0"/>	<input type="text" value="34"/>	<input type="text" value="7"/>	<input type="text" value="0"/>	112
<b>Total women</b>	99	2	372	48	4	1,371
<b>Total (men+women)</b>	269	3	563	113	12	2,480
Total from prior year	<b>307</b>	<b>2</b>	<b>581</b>	<b>93</b>	<b>14</b>	<b>2,519</b>

Institution: University of Missouri-Columbia (178396)

User ID: 29C0011

**Part D - Graduate assistants****Number of Graduate Assistants****As of November 1, 2019**

- Report Hispanic/Latino individuals of any race as Hispanic/Latino
- Report race for non-Hispanic/Latino individuals only

**Men**

Race/ethnicity	<u>Teaching</u> 25-9044	<u>Research</u>	<u>Other</u> 11-0000, 13-0000, 15-0000, 17-0000, 19-0000, 21-0000, 23-0000, 27-0000, 25-4000, 25-4010, 25-4020, 25-4030, 25-2000, 25-3000, 25-9000, 29-0000	Total
<u>Nonresident alien</u>	139	244	18	401
<u>Hispanic/Latino</u>	22	12	1	35
<u>American Indian or Alaska Native</u>	0	0	0	0
<u>Asian</u>	7	16	1	24
<u>Black or African American</u>	25	21	2	48
<u>Native Hawaiian or Other Pacific Islander</u>	1	0	0	1
<u>White</u>	229	189	15	433
Two or more races	7	6	0	13
<u>Race and ethnicity unknown</u>	47	22	4	73
<b>Total men</b>	<b>477</b>	<b>510</b>	<b>41</b>	<b>1,028</b>

**Women**

Race/ethnicity	<u>Teaching</u> 25-9044	<u>Research</u>	<u>Other</u> 11-0000, 13-0000, 15-0000, 17-0000, 19-0000, 21-0000, 23-0000, 27-0000, 25-4000, 25-4010, 25-4020, 25-4030, 25-2000, 25-3000, 25-9000, 29-0000	Total
Nonresident alien	121	196	11	328
Hispanic/Latino	25	13	2	40
American Indian or Alaska Native	1	2	0	3
Asian	4	12	0	16
Black or African American	29	26	8	63



Native Hawaiian or Other Pacific Islander	<input type="text" value="0"/>	<input type="text" value="0"/>	<input type="text" value="0"/>	0
White	<input type="text" value="213"/>	<input type="text" value="196"/>	<input type="text" value="31"/>	440
Two or more races	<input type="text" value="8"/>	<input type="text" value="8"/>	<input type="text" value="1"/>	17
Race and ethnicity unknown	<input type="text" value="40"/>	<input type="text" value="37"/>	<input type="text" value="9"/>	86
<b>Total women</b>	441	490	62	993
<b>Total (men+women)</b>	918	1,000	103	2,021
Total from prior year	<b>962</b>	<b>1,010</b>	<b>128</b>	<b>2,100</b>

Institution: University of Missouri-Columbia (178396)

User ID: 29C0011

**Part E - Part-time Staff by Occupational Category and Tenure Status**

**Number of Part-time Staff**

**As of November 1, 2019**

**Non-medical school staff**

With Faculty Status

Occupational category	<u>Not on Tenure Track</u>						Without Faculty Status	Total
	<u>Tenured</u>	<u>On Tenure Track</u>	<u>Multi-year</u>	<u>Annual contract</u>	<u>Less-than-annual contract</u>	<u>Indefinite duration (continuing or at-will)</u>		
<u>Primarily Instruction</u>	1	1	0	17	553	0	0	572
? Exclusively credit	1	1	0	17	553	0	0	572
? Exclusively not-for-credit	0	0	0	0	0	0	0	0
Combined credit/not-for-credit	0	0	0	0	0	0	0	0
<u>Instruction/research/public service staff</u>	0	0	0	3	39	0	0	42
<u>Research staff</u>	0	0	0	2	20	0	0	22
<u>Public Service staff</u>	0	0	0	2	15	0	0	17
<u>Archivists, Curators, and Museum Technicians 25-4010</u>	0	0	0	0	0	0	3	3
<u>Librarians and Media Collections Specialists 25-4020</u>	0	0	0	0	0	0	0	0
<u>Library Technicians 25-4030</u>	0	0	0	0	0	0	0	0
? <u>Student and Academic Affairs and Other Education Services Occupations 25-2000 + 25-3000 + 25-9000</u>	0	0	0	0	0	0	99	99
<u>Management Occupations 11-0000</u>	0	0	0	0	0	0	20	20
<u>Business and Financial Operations Occupations 13-0000</u>	0	0	0	0	0	0	45	45
<u>Computer, Engineering, and Science Occupations 15-0000 + 17-0000 + 19-0000</u>	0	0	0	0	0	0	155	155

<u>Community, Social Service, Legal, Arts, Design, Entertainment, Sports, and Media Occupations</u> 21-0000 + 23-0000 + 27-0000	0	0	0	0	0	0	72	72
<u>Healthcare Practitioners and Technical Occupations</u> 29-0000	0	0	0	0	0	0	33	33
Total	1	1	0	24	627	0	427	1,080
Total from prior year	1	1		25	612		442	1,081

**Medical school staff**

Occupational category	With Faculty Status						Without Faculty Status	Total
	Tenured	On Tenure Track	Multi-year	Not on Tenure Track				
				Annual contract	Less-than-annual contract	Indefinite duration (continuing or at-will)		
Primarily Instruction	13	2	0	49	96	0	0	160
Exclusively credit	13	2	0	49	96	0	0	160
Exclusively not-for-credit	0	0	0	0	0	0	0	0
Combined credit/not-for-credit	0	0	0	0	0	0	0	0
Instruction/research/public service staff	1	0	0	2	8	0	0	11
Research staff	5	0	0	0	7	0	0	12
Public Service staff	0	0	0	0	7	0	0	7
Archivists, Curators, and Museum Technicians 25-4010	0	0	0	0	0	0	0	0
Librarians and Media Collections Specialists 25-4020	0	0	0	0	0	0	0	0
Library Technicians 25-4030	0	0	0	0	0	0	0	0
Student and Academic Affairs and Other Education Services Occupations 25-2000 + 25-3000 + 25-9000	0	0	0	0	0	0	116	116
Management Occupations 11-0000	0	0	0	0	0	0	3	3
Business and Financial Operations Occupations 13-0000	0	0	0	0	0	0	5	5

Computer, Engineering, and Science Occupations 15-0000 + 17-0000 + 19-0000	<input type="text" value="0"/>	<input type="text" value="0"/>	<input type="text" value="0"/>	<input type="text" value="0"/>	<input type="text" value="0"/>	<input type="text" value="0"/>	<input type="text" value="27"/>	27
Community, Social Service, Legal, Arts, Design, Entertainment, Sports, and Media Occupations 21-0000 + 23-0000 + 27-0000	<input type="text" value="0"/>	<input type="text" value="0"/>	<input type="text" value="0"/>	<input type="text" value="0"/>	<input type="text" value="0"/>	<input type="text" value="0"/>	<input type="text" value="10"/>	10
Healthcare Practitioners and Technical Occupations 29-0000	<input type="text" value="0"/>	<input type="text" value="0"/>	<input type="text" value="0"/>	<input type="text" value="0"/>	<input type="text" value="0"/>	<input type="text" value="0"/>	<input type="text" value="89"/>	89
Total	19	2	0	51	118	0	250	440
Total from prior year	17	4		47	111		262	441

Institution: University of Missouri-Columbia (178396)

User ID: 29C0011

**Part E - Part-time Staff by Medical School Status**

<b>Number of <u>Part-time Staff</u></b>			
<b>As of November 1, 2019</b>			
Occupational category	Total (carried forward from Part D)	Non-medical school staff	Medical school staff
<u>Service Occupations</u> 31-0000 + 33-0000 + 35-0000 + 37-0000 + 39-0000	269	269	0
<u>Sales and Related Occupations</u> 41-0000	3	3	0
<u>Office and Administrative Support Occupations</u> 43-0000	563	444	119
<u>Natural Resources, Construction, and Maintenance Occupations</u> 45-0000 + 47-0000 + 49-0000	113	113	0
<u>Production, Transportation, and Material Moving Occupations</u> 51-0000 + 53-0000	12	12	0
Total		841	119
PY Total		<b>851</b>	<b>146</b>
<b>Graduate Assistants</b>			
<u>Teaching</u> 25-9044	918	915	3
<u>Research</u>	1,000	937	63
<u>Other</u> 11-0000, 13-0000, 15-0000, 17-0000, 19-0000, 21-0000, 23-0000, 27-0000, 25-4000, 25-4010, 25-4020, 25-4030, 25-2000, 25-3000, 25-9000, 29-0000	103	102	1
Total	2,021	1,954	67
PY Graduate Assistants		<b>2,022</b>	<b>78</b>

Institution: University of Missouri-Columbia (178396)

User ID: 29C0011

**Part F - Part-time Summary Non-medical school staff**

Summary of Part-time Non-medical School Staff								
As of November 1, 2019								
Occupational category	With Faculty Status						Without Faculty Status	Total
	Tenured	On Tenure Track	Not on Tenure Track					
			Multi-year	Annual contract	Less-than-annual contract	Indefinite duration (continuing or at-will)		
Primarily Instruction	1	1	0	17	553	0	0	572
Exclusively credit	1	1	0	17	553	0	0	572
Exclusively not-for-credit	0	0	0	0	0	0	0	0
Combined credit/not-for-credit	0	0	0	0	0	0	0	0
Instruction/research/public service staff	0	0	0	3	39	0	0	42
Research staff	0	0	0	2	20	0	0	22
Public Service staff	0	0	0	2	15	0	0	17
Archivists, Curators, and Museum Technicians 25-4010	0	0	0	0	0	0	3	3
Librarians and Media Collections Specialists 25-4020	0	0	0	0	0	0	0	0
Library Technicians 25-4030	0	0	0	0	0	0	0	0
Student and Academic Affairs and Other Education Services Occupations 25-2000 + 25-3000 + 25-9000	0	0	0	0	0	0	99	99
Management Occupations 11-0000	0	0	0	0	0	0	20	20
Business and Financial Operations Occupations 13-0000	0	0	0	0	0	0	45	45
Computer, Engineering, and Science Occupations 15-0000 + 17-0000 + 19-0000	0	0	0	0	0	0	155	155
Community, Social Service, Legal, Arts, Design, Entertainment, Sports, and Media Occupations 21-0000 + 23-0000 + 27-0000	0	0	0	0	0	0	72	72
Healthcare Practitioners and Technical Occupations 29-0000	0	0	0	0	0	0	33	33

Service Occupations 31-0000 + 33-0000 + 35-0000 + 37-0000 + 39-0000		269
Sales and Related Occupations 41-0000		3
Office and Administrative Support Occupations 43-0000		444
Natural Resources, Construction, and Maintenance Occupations 45-0000 + 47-0000 + 49-0000		113
Production, Transportation, and Material Moving Occupations 51-0000 + 53-0000		12
Graduate Assistants		1,954
Teaching 25-9044		915
Research		937
Other 11-0000, 13-0000, 15-0000, 17-0000, 19-0000, 21-0000, 23-0000, 27-0000, 25-4000, 25-4010, 25-4020, 25-4030, 25-2000, 25-3000, 25-9000, 29-0000		102
Total		3,875

Institution: University of Missouri-Columbia (178396)

User ID: 29C0011

**Part F - Part-time Summary Medical school staff****Summary of Part-time Medical School Staff****As of November 1, 2019**

Occupational category	With Faculty Status						Without Faculty Status	Total
	Tenured	On Tenure Track	Not on Tenure Track					
			Multi-year	Annual contract	Less-than-annual contract	Indefinite duration (continuing or at-will)		
Primarily Instruction	13	2	0	49	96	0	0	160
Exclusively credit	13	2	0	49	96	0	0	160
Exclusively not-for-credit	0	0	0	0	0	0	0	0
Combined credit/not-for-credit	0	0	0	0	0	0	0	0
Instruction/research/public service staff	1	0	0	2	8	0	0	11
Research staff	5	0	0	0	7	0	0	12
Public Service staff	0	0	0	0	7	0	0	7
Archivists, Curators, and Museum Technicians 25-2000 + 25-3000 + 25-9000	0	0	0	0	0	0	0	0
Librarians and Media Collections Specialists 25-4020	0	0	0	0	0	0	0	0
Library Technicians 25-4030	0	0	0	0	0	0	0	0
Student and Academic Affairs and Other Education Services Occupations 25-2000 + 25-3000 + 25-9000	0	0	0	0	0	0	116	116
Management Occupations 11-0000	0	0	0	0	0	0	3	3
Business and Financial Operations Occupations 13-0000	0	0	0	0	0	0	5	5
Computer, Engineering, and Science Occupations 15-0000 + 17-0000 + 19-0000	0	0	0	0	0	0	27	27
Community, Social Service, Legal, Arts, Design, Entertainment, Sports, and Media Occupations 21-0000 + 23-0000 + 27-0000	0	0	0	0	0	0	10	10
Healthcare Practitioners and Technical Occupations 29-0000	0	0	0	0	0	0	89	89



Service Occupations 31-0000 + 33-0000 + 35-0000 + 37-0000 + 39-0000		0
Sales and Related Occupations 41-0000		0
Office and Administrative Support Occupations 43-0000		119
Natural Resources, Construction, and Maintenance Occupations 45-0000 + 47-0000 + 49-0000		0
Production, Transportation, and Material Moving Occupations 51-0000 + 53-0000		0
Graduate Assistants		67
Teaching 25-9044		3
Research		63
Other 11-0000, 13-0000, 15-0000, 17-0000, 19-0000, 21-0000, 23-0000, 27-0000, 25-4000, 25-4010, 25-4020, 25-4030, 25-2000, 25-3000, 25-9000, 29-0000		1
Total		626

Institution: University of Missouri-Columbia (178396)

User ID: 29C0011

**Part H - New Hires, Full-time Instructional Staff by Tenure Status**

**Number of Newly Hired Full-time Permanent Instructional Staff**  
(Hired full-time between November 1, 2018 - October 31, 2019)


- Report Hispanic/Latino individuals of any race as Hispanic/Latino
- Report race for non-Hispanic/Latino individuals only
- Include Primarily Instruction and Instruction Combined with Research and Public Service
- Include both medical school and non-medical school staff

**Men**

Race/ethnicity	With <u>Faculty Status</u>						Without Faculty Status	Total
	<u>Tenured</u>	<u>On Tenure Track</u>	<u>Multi-year</u>	<u>Not on Tenure Track</u>				
				<u>Annual contract</u>	<u>Less-than-annual contract</u>	<u>Indefinite duration (continuing or at-will)</u>		
Nonresident alien	0	4	0	30	0	0	0	34
Hispanic/Latino	0	0	0	3	0	0	0	3
<u>American Indian or Alaska Native</u>	0	1	0	0	0	0	0	1
<u>Asian</u>	0	3	0	12	0	0	0	15
<u>Black or African American</u>	1	1	0	3	0	0	0	5
<u>Native Hawaiian or Other Pacific Islander</u>	0	0	0	0	0	0	0	0
<u>White</u>	1	3	0	57	0	0	1	62
Two or more races	0	0	0	0	0	0	0	0
<u>Race and ethnicity unknown</u>	1	1	0	11	0	0	0	13
<b>Total men</b>	3	13	0	116	0	0	1	133

**Women**

Race/ethnicity	With <u>Faculty Status</u>						Without Faculty Status	Total
	<u>Tenured</u>	<u>On Tenure Track</u>	<u>Multi-year</u>	<u>Not on Tenure Track</u>				
				<u>Annual contract</u>	<u>Less-than-annual contract</u>	<u>Indefinite duration (continuing or at-will)</u>		
Nonresident alien	1	6	0	13	0	0	0	20

Hispanic/Latino	<input type="text" value="0"/>	<input type="text" value="0"/>	<input type="text" value="0"/>	<input type="text" value="4"/>	<input type="text" value="0"/>	<input type="text" value="0"/>	<input type="text" value="0"/>	4
American Indian or Alaska Native	<input type="text" value="0"/>	<input type="text" value="1"/>	<input type="text" value="0"/>	<input type="text" value="0"/>	<input type="text" value="0"/>	<input type="text" value="0"/>	<input type="text" value="0"/>	1
Asian	<input type="text" value="0"/>	<input type="text" value="3"/>	<input type="text" value="0"/>	<input type="text" value="7"/>	<input type="text" value="0"/>	<input type="text" value="0"/>	<input type="text" value="0"/>	10
Black or African American	<input type="text" value="0"/>	<input type="text" value="1"/>	<input type="text" value="0"/>	<input type="text" value="2"/>	<input type="text" value="0"/>	<input type="text" value="0"/>	<input type="text" value="0"/>	3
Native Hawaiian or Other Pacific Islander	<input type="text" value="0"/>	<input type="text" value="0"/>	<input type="text" value="0"/>	<input type="text" value="0"/>	<input type="text" value="0"/>	<input type="text" value="0"/>	<input type="text" value="0"/>	0
White	<input type="text" value="3"/>	<input type="text" value="7"/>	<input type="text" value="0"/>	<input type="text" value="50"/>	<input type="text" value="0"/>	<input type="text" value="0"/>	<input type="text" value="0"/>	60
Two or more races	<input type="text" value="0"/>	<input type="text" value="1"/>	<input type="text" value="0"/>	<input type="text" value="1"/>	<input type="text" value="0"/>	<input type="text" value="0"/>	<input type="text" value="0"/>	2
Race and ethnicity unknown	<input type="text" value="0"/>	<input type="text" value="1"/>	<input type="text" value="0"/>	<input type="text" value="11"/>	<input type="text" value="0"/>	<input type="text" value="0"/>	<input type="text" value="0"/>	12
<b>Total women</b>	4	20	0	88	0	0	0	112
<b>Total (men+women)</b>	7	33	0	204	0	0	1 	245

Institution: University of Missouri-Columbia (178396)

User ID: 29C0011

**Part H - New Hires, Full-time Staff by Occupational Category**

**Number of Newly Hired Full-time Staff**

(Hired full-time between November 1, 2018 - October 31, 2019)

- Report Hispanic/Latino individuals of any race as Hispanic/Latino
- Report race for non-Hispanic/Latino individuals only
- Include both medical school and non-medical school staff

**Men**

Race/ethnicity	<u>Instructional Staff</u> (from Part H, screen 1)	<u>Research staff</u>	<u>Public Service staff</u>	<u>Library and Student and Academic Affairs and Other Education Services Occupations</u> 25-4000 + 25-2000 + 25-3000 + 25-9000
<u>Nonresident alien</u>	34	<input type="text" value="40"/>	<input type="text" value="2"/>	<input type="text" value="1"/>
<u>Hispanic/Latino</u>	3	<input type="text" value="0"/>	<input type="text" value="0"/>	<input type="text" value="3"/>
<u>American Indian or Alaska Native</u>	1	<input type="text" value="0"/>	<input type="text" value="0"/>	<input type="text" value="0"/>
<u>Asian</u>	15	<input type="text" value="3"/>	<input type="text" value="0"/>	<input type="text" value="0"/>
<u>Black or African American</u>	5	<input type="text" value="0"/>	<input type="text" value="0"/>	<input type="text" value="5"/>
<u>Native Hawaiian or Other Pacific Islander</u>	0	<input type="text" value="0"/>	<input type="text" value="0"/>	<input type="text" value="0"/>
<u>White</u>	62	<input type="text" value="10"/>	<input type="text" value="1"/>	<input type="text" value="20"/>
Two or more races	0	<input type="text" value="0"/>	<input type="text" value="0"/>	<input type="text" value="0"/>
<u>Race and ethnicity unknown</u>	13	<input type="text" value="1"/>	<input type="text" value="0"/>	<input type="text" value="2"/>
<b>Total men</b>	133	54	3	31

**Women**

Race/ethnicity	<u>Instructional Staff</u> (from Part H, screen 1)	<u>Research staff</u>	<u>Public Service staff</u>	<u>Library and Student and Academic Affairs and Other Education Services Occupations</u> 25-4000 + 25-2000 + 25-3000 + 25-9000
<u>Nonresident alien</u>	20	<input type="text" value="15"/>	<input type="text" value="0"/>	<input type="text" value="0"/>
<u>Hispanic/Latino</u>	4	<input type="text" value="1"/>	<input type="text" value="0"/>	<input type="text" value="4"/>
<u>American Indian or Alaska Native</u>	1	<input type="text" value="0"/>	<input type="text" value="0"/>	<input type="text" value="0"/>
<u>Asian</u>	10	<input type="text" value="0"/>	<input type="text" value="0"/>	<input type="text" value="0"/>
<u>Black or African American</u>	3	<input type="text" value="2"/>	<input type="text" value="1"/>	<input type="text" value="0"/>

Native Hawaiian or Other Pacific Islander	0	<input type="text" value="0"/>	<input type="text" value="0"/>	<input type="text" value="0"/>
White	60	<input type="text" value="7"/>	<input type="text" value="5"/>	<input type="text" value="48"/>
Two or more races	2	<input type="text" value="0"/>	<input type="text" value="1"/>	<input type="text" value="0"/>
Race and ethnicity unknown	12	<input type="text" value="2"/>	<input type="text" value="1"/>	<input type="text" value="9"/>
<b>Total women</b>	112	27	8	61
<b>Total (men+women)</b>	245	81	11	92

Institution: University of Missouri-Columbia (178396)

User ID: 29C0011

**Part H - New Hires, Full-time Staff by Occupational Category**

**Number of Newly Hired Full-time Staff**

(Hired full-time between November 1, 2018 - October 31, 2019)

- Report Hispanic/Latino individuals of any race as Hispanic/Latino
- Report race for non-Hispanic/Latino individuals only

**Men**

Race/ethnicity	<u>Management Occupations</u> 11-0000	<u>Business and Financial Operations Occupations</u> 13-0000	<u>Computer, Engineering, and Science Occupations</u> 15-0000 + 17-0000 + 19-0000	<u>Community, Social Service, Legal, Arts, Design, Entertainment, Sports, and Media Occupations</u> 21-0000 + 23-0000 + 27-0000	<u>Healthcare Practitioners and Technical Occupations</u> 29-0000
<u>Nonresident alien</u>	<input type="text" value="0"/>	<input type="text" value="0"/>	<input type="text" value="13"/>	<input type="text" value="1"/>	<input type="text" value="0"/>
<u>Hispanic/Latino</u>	<input type="text" value="1"/>	<input type="text" value="1"/>	<input type="text" value="5"/>	<input type="text" value="1"/>	<input type="text" value="0"/>
<u>American Indian or Alaska Native</u>	<input type="text" value="0"/>	<input type="text" value="0"/>	<input type="text" value="0"/>	<input type="text" value="0"/>	<input type="text" value="0"/>
<u>Asian</u>	<input type="text" value="0"/>	<input type="text" value="1"/>	<input type="text" value="6"/>	<input type="text" value="0"/>	<input type="text" value="1"/>
<u>Black or African American</u>	<input type="text" value="2"/>	<input type="text" value="1"/>	<input type="text" value="5"/>	<input type="text" value="8"/>	<input type="text" value="1"/>
<u>Native Hawaiian or Other Pacific Islander</u>	<input type="text" value="0"/>	<input type="text" value="0"/>	<input type="text" value="0"/>	<input type="text" value="0"/>	<input type="text" value="0"/>
<u>White</u>	<input type="text" value="14"/>	<input type="text" value="21"/>	<input type="text" value="62"/>	<input type="text" value="30"/>	<input type="text" value="13"/>
<u>Two or more races</u>	<input type="text" value="0"/>	<input type="text" value="0"/>	<input type="text" value="1"/>	<input type="text" value="0"/>	<input type="text" value="0"/>
<u>Race and ethnicity unknown</u>	<input type="text" value="0"/>	<input type="text" value="1"/>	<input type="text" value="8"/>	<input type="text" value="9"/>	<input type="text" value="0"/>
<b>Total men</b>	17	25	100	49	15

**Women**

Race/ethnicity	<u>Management Occupations</u> 11-0000	<u>Business and Financial Operations Occupations</u> 13-0000	<u>Computer, Engineering, and Science Occupations</u> 15-0000 + 17-0000 + 19-0000	<u>Community, Social Service, Legal, Arts, Design, Entertainment, Sports, and Media Occupations</u> 21-0000 + 23-0000 + 27-0000	<u>Healthcare Practitioners and Technical Occupations</u> 29-0000
<u>Nonresident alien</u>	<input type="text" value="0"/>	<input type="text" value="1"/>	<input type="text" value="7"/>	<input type="text" value="0"/>	<input type="text" value="0"/>
<u>Hispanic/Latino</u>	<input type="text" value="0"/>	<input type="text" value="1"/>	<input type="text" value="7"/>	<input type="text" value="5"/>	<input type="text" value="2"/>

American Indian or Alaska Native	<input type="text" value="0"/>	<input type="text" value="0"/>	<input type="text" value="0"/>	<input type="text" value="0"/>	<input type="text" value="0"/>
Asian	<input type="text" value="1"/>	<input type="text" value="0"/>	<input type="text" value="4"/>	<input type="text" value="4"/>	<input type="text" value="3"/>
Black or African American	<input type="text" value="1"/>	<input type="text" value="9"/>	<input type="text" value="2"/>	<input type="text" value="2"/>	<input type="text" value="1"/>
Native Hawaiian or Other Pacific Islander	<input type="text" value="0"/>	<input type="text" value="0"/>	<input type="text" value="0"/>	<input type="text" value="0"/>	<input type="text" value="0"/>
White	<input type="text" value="19"/>	<input type="text" value="47"/>	<input type="text" value="53"/>	<input type="text" value="49"/>	<input type="text" value="78"/>
Two or more races	<input type="text" value="0"/>	<input type="text" value="1"/>	<input type="text" value="2"/>	<input type="text" value="1"/>	<input type="text" value="1"/>
Race and ethnicity unknown	<input type="text" value="0"/>	<input type="text" value="3"/>	<input type="text" value="11"/>	<input type="text" value="9"/>	<input type="text" value="17"/>
<b>Total women</b>	21	62	86	70	102
<b>Total (men+women)</b>	38	87	186	119	117

Institution: University of Missouri-Columbia (178396)

User ID: 29C0011

**Part H - New Hires, Full-time Staff by Occupational Category**

**Number of Newly Hired Full-time Staff**

(Hired full-time between November 1, 2018 - October 31, 2019)

- Report Hispanic/Latino individuals of any race as Hispanic/Latino
- Report race for non-Hispanic/Latino individuals only
- Include both medical school and non-medical school staff

**Men**

Race/ethnicity	<u>Service Occupations</u> 31-0000 + 33-0000 + 35-0000 + 37-0000 + 39-0000	<u>Sales and Related Occupations</u> 41-0000	<u>Office and Administrative Support Occupations</u> 43-0000	<u>Natural Resources, Construction, and Maintenance Occupations</u> 45-0000 + 47-0000 + 49-0000	<u>Production, Transportation, and Material Moving Occupations</u> 51-0000 + 53-0000	<b>Grand Total (All full-time new hires)</b>
<u>Nonresident alien</u>	<input type="text" value="3"/>	<input type="text" value="0"/>	<input type="text" value="0"/>	<input type="text" value="0"/>	<input type="text" value="0"/>	94
<u>Hispanic/Latino</u>	<input type="text" value="7"/>	<input type="text" value="0"/>	<input type="text" value="0"/>	<input type="text" value="0"/>	<input type="text" value="0"/>	21
<u>American Indian or Alaska Native</u>	<input type="text" value="0"/>	<input type="text" value="0"/>	<input type="text" value="0"/>	<input type="text" value="0"/>	<input type="text" value="0"/>	1
<u>Asian</u>	<input type="text" value="1"/>	<input type="text" value="0"/>	<input type="text" value="1"/>	<input type="text" value="0"/>	<input type="text" value="0"/>	28
<u>Black or African American</u>	<input type="text" value="15"/>	<input type="text" value="1"/>	<input type="text" value="5"/>	<input type="text" value="0"/>	<input type="text" value="0"/>	48
<u>Native Hawaiian or Other Pacific Islander</u>	<input type="text" value="1"/>	<input type="text" value="0"/>	<input type="text" value="0"/>	<input type="text" value="0"/>	<input type="text" value="0"/>	1
<u>White</u>	<input type="text" value="33"/>	<input type="text" value="6"/>	<input type="text" value="28"/>	<input type="text" value="15"/>	<input type="text" value="12"/>	327
Two or more races	<input type="text" value="4"/>	<input type="text" value="0"/>	<input type="text" value="0"/>	<input type="text" value="0"/>	<input type="text" value="0"/>	5
<u>Race and ethnicity unknown</u>	<input type="text" value="13"/>	<input type="text" value="0"/>	<input type="text" value="1"/>	<input type="text" value="3"/>	<input type="text" value="1"/>	52
<b>Total men</b>	77	7	35	18	13	577

**Women**

Race/ethnicity	<u>Service Occupations</u> 31-0000 + 33-0000 + 35-0000 + 37-0000 + 39-0000	<u>Sales and Related Occupations</u> 41-0000	<u>Office and Administrative Support Occupations</u> 43-0000	<u>Natural Resources, Construction, and Maintenance Occupations</u> 45-0000 + 47-0000 + 49-0000	<u>Production, Transportation, and Material Moving Occupations</u> 51-0000 + 53-0000	<b>Grand Total (All full-time new hires)</b>
----------------	---	---	---	--	--	--



Nonresident alien	<input type="text" value="2"/>	<input type="text" value="0"/>	<input type="text" value="0"/>	<input type="text" value="0"/>	<input type="text" value="0"/>	45
Hispanic/Latino	<input type="text" value="1"/>	<input type="text" value="0"/>	<input type="text" value="9"/>	<input type="text" value="0"/>	<input type="text" value="0"/>	34
American Indian or Alaska Native	<input type="text" value="0"/>	<input type="text" value="0"/>	<input type="text" value="1"/>	<input type="text" value="0"/>	<input type="text" value="0"/>	2
Asian	<input type="text" value="1"/>	<input type="text" value="0"/>	<input type="text" value="0"/>	<input type="text" value="0"/>	<input type="text" value="0"/>	23
Black or African American	<input type="text" value="17"/>	<input type="text" value="0"/>	<input type="text" value="21"/>	<input type="text" value="0"/>	<input type="text" value="0"/>	59
Native Hawaiian or Other Pacific Islander	<input type="text" value="0"/>	<input type="text" value="0"/>	<input type="text" value="0"/>	<input type="text" value="0"/>	<input type="text" value="0"/>	0
White	<input type="text" value="22"/>	<input type="text" value="0"/>	<input type="text" value="158"/>	<input type="text" value="0"/>	<input type="text" value="0"/>	546
Two or more races	<input type="text" value="4"/>	<input type="text" value="0"/>	<input type="text" value="3"/>	<input type="text" value="0"/>	<input type="text" value="0"/>	15
Race and ethnicity unknown	<input type="text" value="11"/>	<input type="text" value="0"/>	<input type="text" value="19"/>	<input type="text" value="0"/>	<input type="text" value="0"/>	94
<b>Total women</b>	58	0	211	0	0	818
<b>Total (men+women)</b>	135	7	246	18	13	1,395

Institution: University of Missouri-Columbia (178396)

User ID: 29C0011

**Human Resources Survey Evaluation**

Were any staff members difficult to categorize? If so, please explain in the box below.

Institution: University of Missouri-Columbia (178396)

User ID: 29C0011

**Prepared by**

The name of the preparer is being collected so that we can follow up with the appropriate person in the event that there are questions concerning the data. The Keyholder will be copied on all email correspondence to other preparers.

The time it took to prepare this component is being collected so that we can continue to improve our estimate of the reporting burden associated with IPEDS. Please include in your estimate the time it took for you to review instructions, query and search data sources, complete and review the component, and submit the data through the Data Collection System.

Thank you for your assistance.

**This survey component was prepared by:**

<input checked="" type="radio"/>	Keyholder	<input type="radio"/>	SFA Contact	<input type="radio"/>	HR Contact
<input type="radio"/>	Finance Contact	<input type="radio"/>	Academic Library Contact	<input type="radio"/>	Other
Name:	<input type="text" value="Randy Sade"/>				
Email:	<input type="text" value="SadeR@umsystem.edu"/>				

**How many staff from your institution only were involved in the data collection and reporting process of this survey component?**

<input type="text" value="4.00"/>	Number of Staff (including yourself)
-----------------------------------	--------------------------------------

**How many hours did you and others from your institution only spend on each of the steps below when responding to this survey component?**

*Exclude the hours spent collecting data for state and other reporting purposes.*

Staff member	Collecting Data Needed		Revising Data to Match IPEDS Requirements		Entering Data		Revising and Locking Data	
Your office	<input type="text" value="20.00"/>	hours	<input type="text" value="0.00"/>	hours	<input type="text" value="3.00"/>	hours	<input type="text" value="2.00"/>	hours
Other offices	<input type="text" value="60.00"/>	hours	<input type="text" value="0.00"/>	hours	<input type="text" value="6.00"/>	hours	<input type="text" value="2.00"/>	hours

Institution: University of Missouri-Columbia (178396)

User ID: 29C0011

**Summary****Human Resources Component Summary**

IPEDS collects important information regarding your institution. All data reported in IPEDS survey components become available in the IPEDS Data Center and appear as aggregated data in various Department of Education reports. Additionally, some of the reported data appears specifically for your institution through the College Navigator website and is included in your institution's Data Feedback Report (DFR). The purpose of this summary is to provide you an opportunity to view some of the data that, when accepted through the IPEDS quality control process, will appear on the College Navigator website and/or your DFR. College Navigator is updated approximately three months after the data collection period closes and Data Feedback Reports will be available through the [Data Center](#) and sent to your institution's CEO in November 2019.

Please review your data for accuracy. If you have questions about the data displayed below after reviewing the data reported on the survey screens, please contact the IPEDS Help Desk at: 1-877-225-2568 or [ipedshelp@rti.org](mailto:ipedshelp@rti.org).

<b>Number of staff by employment status and occupational category: Fall 2019</b>			
<b>Occupational category</b>	<b>Reported values</b>		<b>FTE staff</b>
	<b>Number of full-time staff</b>	<b>Number of part-time staff</b>	
<b>Total number of staff</b>	8,363	2,480	9,190
Instructional Staff	1,872	785	2,134
Primary Instruction	1,778	732	2,022
Exclusively credit	1,778	732	2,022
Exclusively not-for-credit	0	0	0
Combined credit/not-for-credit	0	0	0
Instruction/research/public service	94	53	112
Research Staff	321	34	332
Public Service Staff	68	24	76
Library and Student and Academic Affairs and Other Education Services Occupations SOC	474	218	547
Librarians, Curators, and Archivists SOC 25-4000	53	3	54
Archivists, Curators, and Museum Technicians SOC 25-4010	9	3	10
Librarians SOC 25-4020	44	0	44
Library Technicians SOC 25-4030	0	0	0
Student and Academic Affairs and Other Education Services Occupations SOC 25-2000 + 25-3000 + 25-9000	421	215	493
Management Occupations SOC 11-0000	533	23	541
	575	50	592

Business and Financial Operations Occupations SOC 13-0000			
Computer, Engineering, and Science Occupations SOC 15-0000 + 17-0000 + 19-0000	1,013	182	1,074
Community, Social Service, Legal, Arts, Design, Entertainment, Sports and Media Occupations SOC 21-0000 + 23-0000 + 27-0000	692	82	719
Healthcare Practitioners and Technical Occupations SOC 29-0000	543	122	584
Service Occupations SOC 31-0000 + 33-0000 + 35-0000 + 37-0000 + 39-0000	560	269	650
Sales and Related Occupations SOC 41-0000	36	3	37
Office and Administrative Support Occupations SOC 43-0000	1,297	563	1,485
Natural Resources, Construction, and Maintenance Occupations SOC 45-0000 + 47-0000 + 49-0000	261	113	299
Production, Transportation, and Material Moving Occupations SOC 51-0000 + 53-0000	118	12	122

NOTE: Full-time-equivalent (FTE) staff is calculated by summing the total number of full-time staff and adding one-third of the total number of part-time staff. Graduate assistants are not included in the above figures. Many of the FTE figures may be included in the DFR.

**Salaries of full-time instructional staff by contract length and academic rank:  
Academic year 2019-20**

Academic rank	Months Covered by Annual Salary				Total Staff for Salary reporting	Total Number of Months	Salary Outlays	Weighted Average Monthly Salaries
	12 months	11 months	10 months	9 months				
<b>All Ranks</b>	412			850	1,262	12,594	\$121,171,571	\$9,621
Professor	87			244	331	3,240	\$44,357,197	\$13,690
Associate professor	105			284	389	3,816	\$35,799,890	\$9,382
Assistant professor	112			249	361	3,585	\$31,017,732	\$8,652
Instructor	38			38	76	798	\$4,501,149	\$5,641
Lecturer	1			6	7	66	\$352,141	\$5,335
No academic rank	69			29	98	1,089	\$5,143,462	\$4,723

NOTE: The above data are based on the Salary Outlays part of the IPEDS HR component. The Weighted average monthly salaries of full-time instructional staff by academic rank are calculated by adding the salary outlays reported for Men plus Women by academic rank, then dividing the sum by the "Total Number of Months" for Men plus Women by academic rank. Salaries of full-time instructional staff paid less than 9 months per year are not collected. Also, salaries of medical school staff are not collected. The weighted average monthly salaries may be included in the DFR.

Institution: University of Missouri-Columbia (178396)

User ID: 29C0011

Edit Report

**Human Resources**

**University of Missouri-Columbia (178396)**

Source	Description	Severity	Resolved	Options
--------	-------------	----------	----------	---------

**Global Edits**

Perform Edits	The number of newly hired, full-time Instructional staff without faculty status reported for White men in Part H (1) exceeds the total number of these staff reported in Part A (0). Please correct your data. (Error #1875)	Fatal	Yes	
Reason:	Overridden by administrator. New hires hired during specified period, but as of Nov 1, no longer on pay roll. - SS			
Related Screens:	A1 - FT Instructional, Without Faculty Status, H - New Hires Instructional, Tenure			
Perform Edits	The number of newly hired, full-time Public Service staff reported for Nonresident alien men in Part H (2) exceeds the total number of these staff reported in Part B (1). Please correct your data. (Error #1068)	Fatal	Yes	
Reason:	Overridden by administrator. New hires hired during specified period, but as of Nov 1, no longer on pay roll. - SS			
Related Screens:	B1 - FT Non-instructional, Occupation - 1, H - New Hires, Occupation - 1			

**Screen: B2 - FT Non-instructional, Occupation and Tenure - 1**

Upload File	This number is outside the expected range of between 30 and 60 based on the prior year value. Please correct your data or explain. (Error #1387)	Explanation	Yes	
Reason:	There were 17 newly hired non-tenured track research faculty for the medical school.			

**Screen: D - PT Staff, Occupation - 1**

Upload File	This number is outside the expected range of between 1 and 30 based on the prior year value. Please correct your data or explain. (Error #1387)	Explanation	Yes	
Reason:	The changes accurately reflect the differences from the prior year's counts.			

**Screen: D - PT Staff, Occupation - 2**

Upload File	This number is outside the expected range of between 1 and 30 based on the prior year value. Please correct your data or explain. (Error #1387)	Explanation	Yes	
Reason:	There are no part-time Librarians this year.			

**Screen: H - New Hires Instructional, Tenure**

Perform Edits	The total number of new hires for instructional staff (245) is outside the expected range of between 0 and 187 based on the number of full-time instructional staff reported in the prior year and the number of full-time instructional staff reported in part A. Please correct your data or explain. (Error #1393)	Explanation	Yes	
Reason:	The changes accurately reflect the differences from the prior year's counts.			