

## Human Resources 2019-20

Institution: University of Missouri-Kansas City (178402)

User ID: 29C0011

**Overview****Human Resources Overview**

Welcome to the IPEDS Human Resources (HR) survey component. The HR component collects important information about your institution's staff.

**Changes to reporting for 2019-20**

There are no changes for this survey component.

**Data Reporting Reminders**

- Report each employee only once. If an employee could be coded in more than one occupation, code the employee in the occupation that requires the highest level of skill OR if there is no measurable difference in skill requirements, code the employee in the occupation in which they spend the most time.
- Report staff members difficult to categorize in the "Human Resources Survey Evaluation" box at the end of the survey.
- Enter data on each displayed screen. If a screen is not applicable, enter at least one zero in a field on the screen and save before continuing.
- When reporting salary data (applicable to degree-granting institutions only) include all full-time, non-medical school, instructional staff - both with and without faculty status.

See the instructions for the **Key Reporting Concepts** section -- basic reporting concepts that will assist you in completing the Human Resources survey component.

**Resources:**

- To download the survey materials for this component: [Survey Materials](#)
- All staff must now be reported using the new IPEDS occupational categories, which align with the 2018 Standard Occupational Classification (SOC) codes. Additional information and resources can be found in the [IPEDS HR/SOC Information Center](#), including general information about the SOC, the IPEDS/SOC crosswalk, a SOC Browse Tool, Frequently Asked Questions, and Web Tutorials.
- To access your prior year data submission for this component: [Reported Data](#)

If you have questions about completing this survey, please contact the **IPEDS Help Desk at 1-877-225-2568**.

Institution: University of Missouri-Kansas City (178402)

User ID: 29C0011

**Human Resources Screening Questions**

**Does your institution have any part-time staff?**

*If you answer **Yes** to this question, you will be provided the screens to report part-time staff.*

<input type="radio"/>	No
<input checked="" type="radio"/>	Yes
Does your institution have graduate assistants?	
<i>If you answer <b>Yes</b> to this question, you will be provided the screens to report graduate assistants.</i>	
<input type="radio"/>	No
<input checked="" type="radio"/>	Yes

**Does your institution have 15 or more full-time staff?**

<input type="radio"/>	No
<input checked="" type="radio"/>	Yes
Does your institution have a tenure system?	
<i>If you answer <b>Yes</b> to this question, you will be provided the screens to report some data by tenure status.</i>	
<input type="radio"/>	No
<input checked="" type="radio"/>	Yes
Did your institution hire any <b>full-time permanent staff</b> who were included on the payroll of the institution between <b>November 1, 2018 and October 31, 2019</b> either for the <b>first time</b> (new to the institution) or <b>after a break in service</b> ? Do not exclude persons who were no longer on the payroll as of November 1, 2019. (Exclude persons who have returned from sabbatical leave and full-time instructional staff who are working less-than-9-month contracts.)	
<i>If you answer <b>Yes</b> to this question, you will be provided the screens to report <b>full-time permanent new hires</b> in <b>Part H</b>.</i>	
<input type="radio"/>	No
<input checked="" type="radio"/>	Yes

**Do ALL of the instructional staff at your institution fall into any of the following categories?**

*If you answer **Yes** to any of the questions below, you will **NOT** be required to report **Part G - Salaries** for instructional staff. However, Part G will still be required for reporting data for full-time non-instructional staff.*

<input checked="" type="radio"/>	No	<input type="radio"/>	Yes	Are ALL of the instructional staff military personnel?
<input checked="" type="radio"/>	No	<input type="radio"/>	Yes	Do ALL of the instructional staff contribute their services (e.g., members of a religious order)?
<input checked="" type="radio"/>	No	<input type="radio"/>	Yes	Do ALL of the instructional staff teach pre-clinical or clinical medicine?

**You may use the space below to provide context for the data you've reported above.**

Institution: University of Missouri-Kansas City (178402)

User ID: 29C0011

**Part A1 - Full-time Instructional Staff by Academic Rank and Tenure Status - Tenured**

**Number of Full-time Instructional Staff  
With Faculty Status  
Tenured**

As of November 1, 2019

- Report Hispanic/Latino individuals of any race as Hispanic/Latino
- Report race for non-Hispanic/Latino individuals only
- Include both Primarily Instruction and Instruction Combined with Research and/or Public Service
- Include both medical school and non-medical school staff

**Men**

Race/ethnicity	Academic Rank					No academic rank	Total
	Professors	Associate professors	Assistant professors	Instructors	Lecturers		
<u>Nonresident alien</u>	<input type="text" value="0"/>	<input type="text" value="0"/>	<input type="text" value="0"/>	<input type="text" value="0"/>	<input type="text" value="0"/>	<input type="text" value="0"/>	0
<u>Hispanic/Latino</u>	<input type="text" value="0"/>	<input type="text" value="1"/>	<input type="text" value="0"/>	<input type="text" value="0"/>	<input type="text" value="0"/>	<input type="text" value="0"/>	1
<u>American Indian or Alaska Native</u>	<input type="text" value="0"/>	<input type="text" value="1"/>	<input type="text" value="0"/>	<input type="text" value="0"/>	<input type="text" value="0"/>	<input type="text" value="0"/>	1
<u>Asian</u>	<input type="text" value="18"/>	<input type="text" value="20"/>	<input type="text" value="0"/>	<input type="text" value="0"/>	<input type="text" value="0"/>	<input type="text" value="0"/>	38
<u>Black or African American</u>	<input type="text" value="3"/>	<input type="text" value="3"/>	<input type="text" value="0"/>	<input type="text" value="0"/>	<input type="text" value="0"/>	<input type="text" value="0"/>	6
<u>Native Hawaiian or Other Pacific Islander</u>	<input type="text" value="0"/>	<input type="text" value="0"/>	<input type="text" value="0"/>	<input type="text" value="0"/>	<input type="text" value="0"/>	<input type="text" value="0"/>	0
<u>White</u>	<input type="text" value="56"/>	<input type="text" value="54"/>	<input type="text" value="0"/>	<input type="text" value="0"/>	<input type="text" value="0"/>	<input type="text" value="0"/>	110
Two or more races	<input type="text" value="1"/>	<input type="text" value="1"/>	<input type="text" value="0"/>	<input type="text" value="0"/>	<input type="text" value="0"/>	<input type="text" value="0"/>	2
<u>Race and ethnicity unknown</u>	<input type="text" value="1"/>	<input type="text" value="2"/>	<input type="text" value="0"/>	<input type="text" value="0"/>	<input type="text" value="0"/>	<input type="text" value="0"/>	3
<b>Total men</b>	79	82	0	0	0	0	161

**Women**

Race/ethnicity	Academic Rank					No academic rank	Total
	Professors	Associate professors	Assistant professors	Instructors	Lecturers		
Nonresident alien	<input type="text" value="0"/>	<input type="text" value="0"/>	<input type="text" value="0"/>	<input type="text" value="0"/>	<input type="text" value="0"/>	<input type="text" value="0"/>	0
Hispanic/Latino	<input type="text" value="2"/>	<input type="text" value="3"/>	<input type="text" value="0"/>	<input type="text" value="0"/>	<input type="text" value="0"/>	<input type="text" value="0"/>	5
American Indian or Alaska Native	<input type="text" value="0"/>	<input type="text" value="0"/>	<input type="text" value="0"/>	<input type="text" value="0"/>	<input type="text" value="0"/>	<input type="text" value="0"/>	0
Asian	<input type="text" value="5"/>	<input type="text" value="8"/>	<input type="text" value="0"/>	<input type="text" value="0"/>	<input type="text" value="0"/>	<input type="text" value="0"/>	13
Black or African American	<input type="text" value="5"/>	<input type="text" value="5"/>	<input type="text" value="0"/>	<input type="text" value="0"/>	<input type="text" value="0"/>	<input type="text" value="0"/>	10

Native Hawaiian or Other Pacific Islander	<input type="text" value="0"/>	<input type="text" value="0"/>	<input type="text" value="0"/>	<input type="text" value="0"/>	<input type="text" value="0"/>	<input type="text" value="0"/>	0
White	<input type="text" value="34"/>	<input type="text" value="36"/>	<input type="text" value="0"/>	<input type="text" value="0"/>	<input type="text" value="0"/>	<input type="text" value="0"/>	70
Two or more races	<input type="text" value="0"/>	<input type="text" value="1"/>	<input type="text" value="0"/>	<input type="text" value="0"/>	<input type="text" value="0"/>	<input type="text" value="0"/>	1
Race and ethnicity unknown	<input type="text" value="0"/>	<input type="text" value="0"/>	<input type="text" value="0"/>	<input type="text" value="0"/>	<input type="text" value="0"/>	<input type="text" value="0"/>	0
<b>Total women</b>	46	53	0	0	0	0	99
<b>Total (men+women)</b>	125	135	0	0	0	0	260
Total from prior year							<b>306</b>

Institution: University of Missouri-Kansas City (178402)

User ID: 29C0011

**Part A1 - Full-time Instructional Staff by Academic Rank and Tenure Status - On Tenure Track**

**Number of Full-time Instructional Staff  
With Faculty Status  
On Tenure Track**

**As of November 1, 2019**

- Report Hispanic/Latino individuals of any race as Hispanic/Latino
- Report race for non-Hispanic/Latino individuals only
- Include both Primarily Instruction and Instruction Combined with Research and/or Public Service
- Include both medical school and non-medical school staff

**Men**

Race/ethnicity	Academic Rank					No academic rank	Total
	Professors	Associate professors	Assistant professors	Instructors	Lecturers		
<u>Nonresident alien</u>	<input type="text" value="0"/>	<input type="text" value="0"/>	<input type="text" value="5"/>	<input type="text" value="0"/>	<input type="text" value="0"/>	<input type="text" value="0"/>	5
<u>Hispanic/Latino</u>	<input type="text" value="0"/>	<input type="text" value="1"/>	<input type="text" value="0"/>	<input type="text" value="0"/>	<input type="text" value="0"/>	<input type="text" value="0"/>	1
<u>American Indian or Alaska Native</u>	<input type="text" value="0"/>	<input type="text" value="0"/>	<input type="text" value="0"/>	<input type="text" value="0"/>	<input type="text" value="0"/>	<input type="text" value="0"/>	0
<u>Asian</u>	<input type="text" value="0"/>	<input type="text" value="1"/>	<input type="text" value="7"/>	<input type="text" value="0"/>	<input type="text" value="0"/>	<input type="text" value="0"/>	8
<u>Black or African American</u>	<input type="text" value="0"/>	<input type="text" value="1"/>	<input type="text" value="2"/>	<input type="text" value="0"/>	<input type="text" value="0"/>	<input type="text" value="0"/>	3
<u>Native Hawaiian or Other Pacific Islander</u>	<input type="text" value="0"/>	<input type="text" value="0"/>	<input type="text" value="0"/>	<input type="text" value="0"/>	<input type="text" value="0"/>	<input type="text" value="0"/>	0
<u>White</u>	<input type="text" value="1"/>	<input type="text" value="5"/>	<input type="text" value="14"/>	<input type="text" value="0"/>	<input type="text" value="0"/>	<input type="text" value="0"/>	20
Two or more races	<input type="text" value="0"/>	<input type="text" value="0"/>	<input type="text" value="0"/>	<input type="text" value="0"/>	<input type="text" value="0"/>	<input type="text" value="0"/>	0
<u>Race and ethnicity unknown</u>	<input type="text" value="0"/>	<input type="text" value="1"/>	<input type="text" value="2"/>	<input type="text" value="0"/>	<input type="text" value="0"/>	<input type="text" value="0"/>	3
<b>Total men</b>	1	9	30	0	0	0	40

**Women**

Race/ethnicity	Academic Rank					No academic rank	Total
	Professors	Associate professors	Assistant professors	Instructors	Lecturers		
Nonresident alien	<input type="text" value="0"/>	<input type="text" value="0"/>	<input type="text" value="1"/>	<input type="text" value="0"/>	<input type="text" value="0"/>	<input type="text" value="0"/>	1
Hispanic/Latino	<input type="text" value="0"/>	<input type="text" value="0"/>	<input type="text" value="4"/>	<input type="text" value="0"/>	<input type="text" value="0"/>	<input type="text" value="0"/>	4
American Indian or Alaska Native	<input type="text" value="0"/>	<input type="text" value="0"/>	<input type="text" value="0"/>	<input type="text" value="0"/>	<input type="text" value="0"/>	<input type="text" value="0"/>	0
Asian	<input type="text" value="0"/>	<input type="text" value="1"/>	<input type="text" value="3"/>	<input type="text" value="0"/>	<input type="text" value="0"/>	<input type="text" value="0"/>	4
Black or African American	<input type="text" value="0"/>	<input type="text" value="1"/>	<input type="text" value="1"/>	<input type="text" value="0"/>	<input type="text" value="0"/>	<input type="text" value="0"/>	2

Native Hawaiian or Other Pacific Islander	<input type="text" value="0"/>	<input type="text" value="0"/>	<input type="text" value="0"/>	<input type="text" value="0"/>	<input type="text" value="0"/>	<input type="text" value="0"/>	0
White	<input type="text" value="0"/>	<input type="text" value="3"/>	<input type="text" value="20"/>	<input type="text" value="0"/>	<input type="text" value="0"/>	<input type="text" value="0"/>	23
Two or more races	<input type="text" value="0"/>	<input type="text" value="0"/>	<input type="text" value="0"/>	<input type="text" value="0"/>	<input type="text" value="0"/>	<input type="text" value="0"/>	0
Race and ethnicity unknown	<input type="text" value="0"/>	<input type="text" value="1"/>	<input type="text" value="5"/>	<input type="text" value="0"/>	<input type="text" value="0"/>	<input type="text" value="0"/>	6
<b>Total women</b>	0	6	34	0	0	0	40
<b>Total (men+women)</b>	1	15	64	0	0	0	80
Total from prior year							<b>84</b>

Institution: University of Missouri-Kansas City (178402)

User ID: 29C0011

**Part A1 - Full-time Instructional Staff by Academic Rank and Tenure Status - Multi-Year Contract**

**Number of Full-time Instructional Staff  
With Faculty Status  
Not on Tenure Track - Multi-Year Contract**

**As of November 1, 2019**

- Report Hispanic/Latino individuals of any race as Hispanic/Latino
- Report race for non-Hispanic/Latino individuals only
- Include both Primarily Instruction and Instruction Combined with Research and/or Public Service
- Include both medical school and non-medical school staff

**Men**

Gender and race/ethnicity	Academic Rank					No academic rank	Total
	Professors	Associate professors	Assistant professors	Instructors	Lecturers		
<u>Nonresident alien</u>	<input type="text" value="0"/>	<input type="text" value="0"/>	<input type="text" value="0"/>	<input type="text" value="0"/>	<input type="text" value="0"/>	<input type="text" value="0"/>	0
<u>Hispanic/Latino</u>	<input type="text" value="0"/>	<input type="text" value="0"/>	<input type="text" value="0"/>	<input type="text" value="0"/>	<input type="text" value="0"/>	<input type="text" value="0"/>	0
<u>American Indian or Alaska Native</u>	<input type="text" value="0"/>	<input type="text" value="0"/>	<input type="text" value="0"/>	<input type="text" value="0"/>	<input type="text" value="0"/>	<input type="text" value="0"/>	0
<u>Asian</u>	<input type="text" value="0"/>	<input type="text" value="0"/>	<input type="text" value="0"/>	<input type="text" value="0"/>	<input type="text" value="0"/>	<input type="text" value="0"/>	0
<u>Black or African American</u>	<input type="text" value="0"/>	<input type="text" value="0"/>	<input type="text" value="0"/>	<input type="text" value="0"/>	<input type="text" value="0"/>	<input type="text" value="0"/>	0
<u>Native Hawaiian or Other Pacific Islander</u>	<input type="text" value="0"/>	<input type="text" value="0"/>	<input type="text" value="0"/>	<input type="text" value="0"/>	<input type="text" value="0"/>	<input type="text" value="0"/>	0
<u>White</u>	<input type="text" value="0"/>	<input type="text" value="0"/>	<input type="text" value="0"/>	<input type="text" value="0"/>	<input type="text" value="0"/>	<input type="text" value="0"/>	0
Two or more races	<input type="text" value="0"/>	<input type="text" value="0"/>	<input type="text" value="0"/>	<input type="text" value="0"/>	<input type="text" value="0"/>	<input type="text" value="0"/>	0
<u>Race and ethnicity unknown</u>	<input type="text" value="0"/>	<input type="text" value="0"/>	<input type="text" value="0"/>	<input type="text" value="0"/>	<input type="text" value="0"/>	<input type="text" value="0"/>	0
<b>Total men</b>	0	0	0	0	0	0	0

**Women**

Gender and race/ethnicity	Academic Rank					No academic rank	Total
	Professors	Associate professors	Assistant professors	Instructors	Lecturers		
Nonresident alien	<input type="text" value="0"/>	<input type="text" value="0"/>	<input type="text" value="0"/>	<input type="text" value="0"/>	<input type="text" value="0"/>	<input type="text" value="0"/>	0
Hispanic/Latino	<input type="text" value="0"/>	<input type="text" value="0"/>	<input type="text" value="0"/>	<input type="text" value="0"/>	<input type="text" value="0"/>	<input type="text" value="0"/>	0
American Indian or Alaska Native	<input type="text" value="0"/>	<input type="text" value="0"/>	<input type="text" value="0"/>	<input type="text" value="0"/>	<input type="text" value="0"/>	<input type="text" value="0"/>	0
Asian	<input type="text" value="0"/>	<input type="text" value="0"/>	<input type="text" value="0"/>	<input type="text" value="0"/>	<input type="text" value="0"/>	<input type="text" value="0"/>	0
Black or African American	<input type="text" value="0"/>	<input type="text" value="0"/>	<input type="text" value="0"/>	<input type="text" value="0"/>	<input type="text" value="0"/>	<input type="text" value="0"/>	0

Native Hawaiian or Other Pacific Islander	<input type="text" value="0"/>	<input type="text" value="0"/>	<input type="text" value="0"/>	<input type="text" value="0"/>	<input type="text" value="0"/>	<input type="text" value="0"/>	0
White	<input type="text" value="0"/>	<input type="text" value="0"/>	<input type="text" value="0"/>	<input type="text" value="0"/>	<input type="text" value="0"/>	<input type="text" value="0"/>	0
Two or more races	<input type="text" value="0"/>	<input type="text" value="0"/>	<input type="text" value="0"/>	<input type="text" value="0"/>	<input type="text" value="0"/>	<input type="text" value="0"/>	0
Race and ethnicity unknown	<input type="text" value="0"/>	<input type="text" value="0"/>	<input type="text" value="0"/>	<input type="text" value="0"/>	<input type="text" value="0"/>	<input type="text" value="0"/>	0
<b>Total women</b>	0	0	0	0	0	0	0
<b>Total (men+women)</b>	0	0	0	0	0	0	0
Total from prior year							



Institution: University of Missouri-Kansas City (178402)

User ID: 29C0011

**Part A1 - Full-time Instructional Staff by Academic Rank and Tenure Status - Annual Contract**

**Number of Full-time Instructional Staff  
With Faculty Status  
Not on Tenure Track - Annual Contract**

**As of November 1, 2019**

- Report Hispanic/Latino individuals of any race as Hispanic/Latino
- Report race for non-Hispanic/Latino individuals only
- Include both Primarily Instruction and Instruction Combined with Research and/or Public Service
- Include both medical school and non-medical school staff

**Men**

Race/ethnicity	Academic Rank					No academic rank	Total
	Professors	Associate professors	Assistant professors	Instructors	Lecturers		
<u>Nonresident alien</u>	0	0	5	0	0	0	5
<u>Hispanic/Latino</u>	0	1	3	0	1	0	5
<u>American Indian or Alaska Native</u>	0	0	0	0	0	0	0
<u>Asian</u>	2	1	0	1	0	0	4
<u>Black or African American</u>	0	1	0	1	0	0	2
<u>Native Hawaiian or Other Pacific Islander</u>	0	1	0	0	0	0	1
<u>White</u>	10	35	34	4	5	7	95
Two or more races	0	0	0	0	0	0	0
<u>Race and ethnicity unknown</u>	0	0	1	1	1	1	4
<b>Total men</b>	12	39	43	7	7	8	116

**Women**

Race/ethnicity	Academic Rank					No academic rank	Total
	Professors	Associate professors	Assistant professors	Instructors	Lecturers		
Nonresident alien	0	0	6	0	0	0	6
Hispanic/Latino	0	4	7	0	2	0	13
American Indian or Alaska Native	0	0	0	0	0	0	0
Asian	0	3	1	0	0	1	5

Black or African American	<input type="text" value="0"/>	<input type="text" value="1"/>	<input type="text" value="2"/>	<input type="text" value="1"/>	<input type="text" value="0"/>	<input type="text" value="0"/>	4
Native Hawaiian or Other Pacific Islander	<input type="text" value="0"/>	<input type="text" value="0"/>	<input type="text" value="1"/>	<input type="text" value="0"/>	<input type="text" value="0"/>	<input type="text" value="0"/>	1
White	<input type="text" value="12"/>	<input type="text" value="40"/>	<input type="text" value="43"/>	<input type="text" value="7"/>	<input type="text" value="9"/>	<input type="text" value="10"/>	121
Two or more races	<input type="text" value="0"/>	<input type="text" value="0"/>	<input type="text" value="1"/>	<input type="text" value="0"/>	<input type="text" value="1"/>	<input type="text" value="0"/>	2
Race and ethnicity unknown	<input type="text" value="0"/>	<input type="text" value="0"/>	<input type="text" value="5"/>	<input type="text" value="1"/>	<input type="text" value="0"/>	<input type="text" value="1"/>	7
<b>Total women</b>	12	48	66	9	12	12	159
<b>Total (men+women)</b>	24	87	109	16	19	20	275
Total from prior year							<b>285</b>

Institution: University of Missouri-Kansas City (178402)

User ID: 29C0011

**Part A1 - Full-time Instructional Staff by Academic Rank and Tenure Status - Less-Than-Annual Contract**

**Number of Full-time Instructional Staff  
With Faculty Status  
Not on Tenure Track - Less-than-annual Contract**

**As of November 1, 2019**

- Report Hispanic/Latino individuals of any race as Hispanic/Latino
- Report race for non-Hispanic/Latino individuals only
- Include both Primarily Instruction and Instruction Combined with Research and/or Public Service
- Include both medical school and non-medical school staff

**Men**

Race/ethnicity	Academic Rank					No academic rank	Total
	Professors	Associate professors	Assistant professors	Instructors	Lecturers		
<u>Nonresident alien</u>	<input type="text" value="0"/>	<input type="text" value="0"/>	<input type="text" value="0"/>	<input type="text" value="0"/>	<input type="text" value="0"/>	<input type="text" value="0"/>	0
<u>Hispanic/Latino</u>	<input type="text" value="0"/>	<input type="text" value="0"/>	<input type="text" value="0"/>	<input type="text" value="0"/>	<input type="text" value="0"/>	<input type="text" value="0"/>	0
<u>American Indian or Alaska Native</u>	<input type="text" value="0"/>	<input type="text" value="0"/>	<input type="text" value="0"/>	<input type="text" value="0"/>	<input type="text" value="0"/>	<input type="text" value="0"/>	0
<u>Asian</u>	<input type="text" value="0"/>	<input type="text" value="0"/>	<input type="text" value="0"/>	<input type="text" value="0"/>	<input type="text" value="0"/>	<input type="text" value="0"/>	0
<u>Black or African American</u>	<input type="text" value="0"/>	<input type="text" value="0"/>	<input type="text" value="0"/>	<input type="text" value="0"/>	<input type="text" value="0"/>	<input type="text" value="0"/>	0
<u>Native Hawaiian or Other Pacific Islander</u>	<input type="text" value="0"/>	<input type="text" value="0"/>	<input type="text" value="0"/>	<input type="text" value="0"/>	<input type="text" value="0"/>	<input type="text" value="0"/>	0
<u>White</u>	<input type="text" value="0"/>	<input type="text" value="0"/>	<input type="text" value="0"/>	<input type="text" value="0"/>	<input type="text" value="0"/>	<input type="text" value="1"/>	1
Two or more races	<input type="text" value="0"/>	<input type="text" value="0"/>	<input type="text" value="0"/>	<input type="text" value="0"/>	<input type="text" value="0"/>	<input type="text" value="0"/>	0
<u>Race and ethnicity unknown</u>	<input type="text" value="0"/>	<input type="text" value="0"/>	<input type="text" value="0"/>	<input type="text" value="0"/>	<input type="text" value="0"/>	<input type="text" value="0"/>	0
<b>Total men</b>	0	0	0	0	0	1	1

**Women**

Race/ethnicity	Academic Rank					No academic rank	Total
	Professors	Associate professors	Assistant professors	Instructors	Lecturers		
Nonresident alien	<input type="text" value="0"/>	<input type="text" value="0"/>	<input type="text" value="0"/>	<input type="text" value="0"/>	<input type="text" value="0"/>	<input type="text" value="0"/>	0
Hispanic/Latino	<input type="text" value="0"/>	<input type="text" value="0"/>	<input type="text" value="0"/>	<input type="text" value="0"/>	<input type="text" value="0"/>	<input type="text" value="0"/>	0
American Indian or Alaska Native	<input type="text" value="0"/>	<input type="text" value="0"/>	<input type="text" value="0"/>	<input type="text" value="0"/>	<input type="text" value="0"/>	<input type="text" value="0"/>	0
Asian	<input type="text" value="0"/>	<input type="text" value="0"/>	<input type="text" value="0"/>	<input type="text" value="0"/>	<input type="text" value="0"/>	<input type="text" value="0"/>	0
Black or African American	<input type="text" value="0"/>	<input type="text" value="0"/>	<input type="text" value="0"/>	<input type="text" value="0"/>	<input type="text" value="0"/>	<input type="text" value="0"/>	0

Native Hawaiian or Other Pacific Islander	<input type="text" value="0"/>	<input type="text" value="0"/>	<input type="text" value="0"/>	<input type="text" value="0"/>	<input type="text" value="0"/>	<input type="text" value="0"/>	0
White	<input type="text" value="0"/>	<input type="text" value="0"/>	<input type="text" value="0"/>	<input type="text" value="0"/>	<input type="text" value="0"/>	<input type="text" value="0"/>	0
Two or more races	<input type="text" value="0"/>	<input type="text" value="0"/>	<input type="text" value="0"/>	<input type="text" value="0"/>	<input type="text" value="0"/>	<input type="text" value="0"/>	0
Race and ethnicity unknown	<input type="text" value="0"/>	<input type="text" value="0"/>	<input type="text" value="0"/>	<input type="text" value="0"/>	<input type="text" value="0"/>	<input type="text" value="0"/>	0
<b>Total women</b>	0	0	0	0	0	0	0
<b>Total (men+women)</b>	0	0	0	0	0	1	1
Total from prior year							1

Institution: University of Missouri-Kansas City (178402)

User ID: 29C0011

**Part A1 - Full-time Instructional Staff by Academic Rank and Tenure Status - Indefinite duration contract**

**Number of Full-time Instructional Staff  
With Faculty Status  
Not on Tenure Track - Indefinite duration contract**

**As of November 1, 2019**

- Report Hispanic/Latino individuals of any race as Hispanic/Latino
- Report race for non-Hispanic/Latino individuals only
- Include both Primarily Instruction and Instruction Combined with Research and/or Public Service
- Include both medical school and non-medical school staff

**Men**

Gender and race/ethnicity	Academic Rank					No academic rank	Total
	Professors	Associate professors	Assistant professors	Instructors	Lecturers		
<u>Nonresident alien</u>	<input type="text" value="0"/>	<input type="text" value="0"/>	<input type="text" value="0"/>	<input type="text" value="0"/>	<input type="text" value="0"/>	<input type="text" value="0"/>	0
<u>Hispanic/Latino</u>	<input type="text" value="0"/>	<input type="text" value="0"/>	<input type="text" value="0"/>	<input type="text" value="0"/>	<input type="text" value="0"/>	<input type="text" value="0"/>	0
<u>American Indian or Alaska Native</u>	<input type="text" value="0"/>	<input type="text" value="0"/>	<input type="text" value="0"/>	<input type="text" value="0"/>	<input type="text" value="0"/>	<input type="text" value="0"/>	0
<u>Asian</u>	<input type="text" value="0"/>	<input type="text" value="0"/>	<input type="text" value="0"/>	<input type="text" value="0"/>	<input type="text" value="0"/>	<input type="text" value="0"/>	0
<u>Black or African American</u>	<input type="text" value="0"/>	<input type="text" value="0"/>	<input type="text" value="0"/>	<input type="text" value="0"/>	<input type="text" value="0"/>	<input type="text" value="0"/>	0
<u>Native Hawaiian or Other Pacific Islander</u>	<input type="text" value="0"/>	<input type="text" value="0"/>	<input type="text" value="0"/>	<input type="text" value="0"/>	<input type="text" value="0"/>	<input type="text" value="0"/>	0
<u>White</u>	<input type="text" value="0"/>	<input type="text" value="0"/>	<input type="text" value="0"/>	<input type="text" value="0"/>	<input type="text" value="0"/>	<input type="text" value="0"/>	0
Two or more races	<input type="text" value="0"/>	<input type="text" value="0"/>	<input type="text" value="0"/>	<input type="text" value="0"/>	<input type="text" value="0"/>	<input type="text" value="0"/>	0
<u>Race and ethnicity unknown</u>	<input type="text" value="0"/>	<input type="text" value="0"/>	<input type="text" value="0"/>	<input type="text" value="0"/>	<input type="text" value="0"/>	<input type="text" value="0"/>	0
<b>Total men</b>	0	0	0	0	0	0	0

**Women**

Gender and race/ethnicity	Academic Rank					No academic rank	Total
	Professors	Associate professors	Assistant professors	Instructors	Lecturers		
Nonresident alien	<input type="text" value="0"/>	<input type="text" value="0"/>	<input type="text" value="0"/>	<input type="text" value="0"/>	<input type="text" value="0"/>	<input type="text" value="0"/>	0
Hispanic/Latino	<input type="text" value="0"/>	<input type="text" value="0"/>	<input type="text" value="0"/>	<input type="text" value="0"/>	<input type="text" value="0"/>	<input type="text" value="0"/>	0
American Indian or Alaska Native	<input type="text" value="0"/>	<input type="text" value="0"/>	<input type="text" value="0"/>	<input type="text" value="0"/>	<input type="text" value="0"/>	<input type="text" value="0"/>	0
Asian	<input type="text" value="0"/>	<input type="text" value="0"/>	<input type="text" value="0"/>	<input type="text" value="0"/>	<input type="text" value="0"/>	<input type="text" value="0"/>	0
Black or African American	<input type="text" value="0"/>	<input type="text" value="0"/>	<input type="text" value="0"/>	<input type="text" value="0"/>	<input type="text" value="0"/>	<input type="text" value="0"/>	0

Native Hawaiian or Other Pacific Islander	<input type="text" value="0"/>	<input type="text" value="0"/>	<input type="text" value="0"/>	<input type="text" value="0"/>	<input type="text" value="0"/>	<input type="text" value="0"/>	0
White	<input type="text" value="0"/>	<input type="text" value="0"/>	<input type="text" value="0"/>	<input type="text" value="0"/>	<input type="text" value="0"/>	<input type="text" value="0"/>	0
Two or more races	<input type="text" value="0"/>	<input type="text" value="0"/>	<input type="text" value="0"/>	<input type="text" value="0"/>	<input type="text" value="0"/>	<input type="text" value="0"/>	0
Race and ethnicity unknown	<input type="text" value="0"/>	<input type="text" value="0"/>	<input type="text" value="0"/>	<input type="text" value="0"/>	<input type="text" value="0"/>	<input type="text" value="0"/>	0
<b>Total women</b>	0	0	0	0	0	0	0
<b>Total (men+women)</b>	0	0	0	0	0	0	0
Total from prior year							

Institution: University of Missouri-Kansas City (178402)

User ID: 29C0011

**Part A1 - Full-time Instructional Staff - Without Faculty Status**

**Number of Full-time Instructional Staff  
Without Faculty Status  
As of November 1, 2019**

- Report Hispanic/Latino individuals of any race as Hispanic/Latino
- Report race for non-Hispanic/Latino individuals only
- Include both Primarily Instruction and Instruction Combined with Research and/or Public Service
- Include both medical school and non-medical school staff

**Men**

Race/ethnicity	Without Faculty Status
<u>Nonresident alien</u>	<input type="text" value="0"/>
<u>Hispanic/Latino</u>	<input type="text" value="0"/>
<u>American Indian or Alaska Native</u>	<input type="text" value="0"/>
<u>Asian</u>	<input type="text" value="0"/>
<u>Black or African American</u>	<input type="text" value="0"/>
<u>Native Hawaiian or Other Pacific Islander</u>	<input type="text" value="0"/>
<u>White</u>	<input type="text" value="0"/>
Two or more races	<input type="text" value="0"/>
<u>Race and ethnicity unknown</u>	<input type="text" value="0"/>
<b>Total men</b>	<b>0</b>

**Women**

Race/ethnicity	Without Faculty Status
Nonresident alien	<input type="text" value="0"/>
Hispanic/Latino	<input type="text" value="0"/>
American Indian or Alaska Native	<input type="text" value="0"/>
Asian	<input type="text" value="0"/>
Black or African American	<input type="text" value="0"/>
Native Hawaiian or Other Pacific Islander	<input type="text" value="0"/>
White	<input type="text" value="0"/>
Two or more races	<input type="text" value="0"/>
Race and ethnicity unknown	<input type="text" value="0"/>

<b>Total women</b>	0
<b>Total (men+women)</b>	0
Total from prior year	



Institution: University of Missouri-Kansas City (178402)

User ID: 29C0011

**Part A2 - Full-time Instructional Staff by Function**

**Number of Full-time Instructional Staff**

**As of November 1, 2019**

- Report Primarily Instruction and Instruction combined with Research and/or Public Service separately, as indicated below
- Report Non-medical school and Medical school staff separately, as indicated below

	With Faculty Status						Without Faculty Status	Total
	Tenured	On Tenure Track	Not on Tenure Track					
			Multi-year	Annual contract	Less-than-annual contract	Indefinite duration (continuing or at-will)		
<u>Non-medical school staff</u>	243	77	0	259	1	0	0	580
Non-medical school staff from prior year	<b>288</b>	<b>80</b>		<b>265</b>	<b>1</b>			<b>634</b>
<u>Primarily Instruction</u>	224	69	0	227	0	0	0	520
? Exclusively credit	<input type="text" value="224"/>	<input type="text" value="69"/>	<input type="text" value="0"/>	<input type="text" value="227"/>	<input type="text" value="0"/>	<input type="text" value="0"/>	<input type="text" value="0"/>	520
? Exclusively not-for-credit	<input type="text" value="0"/>	<input type="text" value="0"/>	<input type="text" value="0"/>	<input type="text" value="0"/>	<input type="text" value="0"/>	<input type="text" value="0"/>	<input type="text" value="0"/>	0
Combined credit/not-for-credit	<input type="text" value="0"/>	<input type="text" value="0"/>	<input type="text" value="0"/>	<input type="text" value="0"/>	<input type="text" value="0"/>	<input type="text" value="0"/>	<input type="text" value="0"/>	0
<u>Instruction/research/public service staff</u>	<input type="text" value="19"/>	<input type="text" value="8"/>	<input type="text" value="0"/>	<input type="text" value="32"/>	<input type="text" value="1"/>	<input type="text" value="0"/>	<input type="text" value="0"/>	60
<u>Medical school staff</u>	17	3	0	16	0	0	0	36
Medical school staff from prior year	<b>18</b>	<b>4</b>		<b>20</b>	<b>0</b>			<b>42</b>
<u>Primarily Instruction</u>	17	3	0	15	0	0	0	35
Exclusively credit	<input type="text" value="17"/>	<input type="text" value="3"/>	<input type="text" value="0"/>	<input type="text" value="15"/>	<input type="text" value="0"/>	<input type="text" value="0"/>	<input type="text" value="0"/>	35
Exclusively not-for-credit	<input type="text" value="0"/>	<input type="text" value="0"/>	<input type="text" value="0"/>	<input type="text" value="0"/>	<input type="text" value="0"/>	<input type="text" value="0"/>	<input type="text" value="0"/>	0
Combined credit/not-for-credit	<input type="text" value="0"/>	<input type="text" value="0"/>	<input type="text" value="0"/>	<input type="text" value="0"/>	<input type="text" value="0"/>	<input type="text" value="0"/>	<input type="text" value="0"/>	0
<u>Instruction/research/public service staff</u>	<input type="text" value="0"/>	<input type="text" value="0"/>	<input type="text" value="0"/>	<input type="text" value="1"/>	<input type="text" value="0"/>	<input type="text" value="0"/>	<input type="text" value="0"/>	1
Total carried forward from previous screens	260	80	0	275	1	0	0	616

Institution: University of Missouri-Kansas City (178402)

User ID: 29C0011

**Part A3 - Full-time Instructional Staff - Totals**

<b>Total number of Full-time Instructional Staff</b>			
<b>As of November 1, 2019</b>			
Race/ethnicity	Total men	Total women	Total (men+women)
Nonresident alien	10	7	17
Hispanic/Latino	7	22	29
American Indian or Alaska Native	1	0	1
Asian	50	22	72
Black or African American	11	16	27
Native Hawaiian or Other Pacific Islander	1	1	2
White	226	214	440
Two or more races	2	3	5
Race and ethnicity unknown	10	13	23
<b>Total</b>	<b>318</b>	<b>298</b>	<b>616</b>
Total from prior year			<b>676</b>

Institution: University of Missouri-Kansas City (178402)

User ID: 29C0011

**Part B1 - Full-time Non-instructional Staff by Occupational Category****Number of Full-time Non-instructional Staff  
by Occupational Category****As of November 1, 2019**

- Report Hispanic/Latino individuals of any race as Hispanic/Latino
- Report race for non-Hispanic/Latino individuals only
- Include both medical school and non-medical school staff

**Men**

Race/ethnicity	<u>Instructional Staff</u> (carried forward from Part A)	<u>Research staff</u>	<u>Public Service staff</u>
<u>Nonresident alien</u>	10	<input type="text" value="5"/>	<input type="text" value="0"/>
<u>Hispanic/Latino</u>	7	<input type="text" value="0"/>	<input type="text" value="0"/>
<u>American Indian or Alaska Native</u>	1	<input type="text" value="0"/>	<input type="text" value="0"/>
<u>Asian</u>	50	<input type="text" value="1"/>	<input type="text" value="0"/>
<u>Black or African American</u>	11	<input type="text" value="0"/>	<input type="text" value="0"/>
<u>Native Hawaiian or Other Pacific Islander</u>	1	<input type="text" value="0"/>	<input type="text" value="0"/>
<u>White</u>	226	<input type="text" value="4"/>	<input type="text" value="0"/>
Two or more races	2	<input type="text" value="0"/>	<input type="text" value="0"/>
<u>Race and ethnicity unknown</u>	10	<input type="text" value="0"/>	<input type="text" value="0"/>
<b>Total men</b>	318	10	0

**Women**

Race/ethnicity	<u>Instructional Staff</u> (carried forward from Part A)	<u>Research staff</u>	<u>Public Service staff</u>
Nonresident alien	7	<input type="text" value="2"/>	<input type="text" value="0"/>
Hispanic/Latino	22	<input type="text" value="0"/>	<input type="text" value="0"/>
American Indian or Alaska Native	0	<input type="text" value="0"/>	<input type="text" value="0"/>
Asian	22	<input type="text" value="3"/>	<input type="text" value="0"/>
Black or African American	16	<input type="text" value="1"/>	<input type="text" value="1"/>
Native Hawaiian or Other Pacific Islander	1	<input type="text" value="0"/>	<input type="text" value="0"/>
White	214	<input type="text" value="4"/>	<input type="text" value="3"/>

Two or more races	3	<input type="text" value="1"/>	<input type="text" value="0"/>
Race and ethnicity unknown	13	<input type="text" value="0"/>	<input type="text" value="0"/>
<b>Total women</b>	298	11	4
<b>Total (men+women)</b>	616	21	4
Total from prior year	<b>676</b>	<b>14</b>	<b>1</b>

Institution: University of Missouri-Kansas City (178402)

User ID: 29C0011


**Part B1 - Full-time Non-instructional Staff by Occupational Category**

**Number of Full-time Non-instructional Staff  
by Occupational Category**

**As of November 1, 2019**

- Report Hispanic/Latino individuals of any race as Hispanic/Latino
- Report race for non-Hispanic/Latino individuals only
- Include both medical school and non-medical school staff

**Men**

Race/ethnicity	<u>Archivists, Curators, and Museum Technicians</u> 25-4010	<u>Librarians and Media Collections Specialists</u> 25-4020	<u>Library Technicians</u> 25-4030	 <u>Student and Academic Affairs and Other Education Services Occupations</u> 25-2000 + 25-3000 + 25-9000
Nonresident alien	<input type="text" value="0"/>	<input type="text" value="0"/>	<input type="text" value="0"/>	<input type="text" value="0"/>
Hispanic/Latino	<input type="text" value="0"/>	<input type="text" value="0"/>	<input type="text" value="0"/>	<input type="text" value="0"/>
<u>American Indian or Alaska Native</u>	<input type="text" value="0"/>	<input type="text" value="0"/>	<input type="text" value="0"/>	<input type="text" value="0"/>
Asian	<input type="text" value="0"/>	<input type="text" value="1"/>	<input type="text" value="0"/>	<input type="text" value="0"/>
<u>Black or African American</u>	<input type="text" value="0"/>	<input type="text" value="0"/>	<input type="text" value="0"/>	<input type="text" value="0"/>
<u>Native Hawaiian or Other Pacific Islander</u>	<input type="text" value="0"/>	<input type="text" value="0"/>	<input type="text" value="0"/>	<input type="text" value="0"/>
<u>White</u>	<input type="text" value="0"/>	<input type="text" value="11"/>	<input type="text" value="0"/>	<input type="text" value="2"/>
Two or more races	<input type="text" value="0"/>	<input type="text" value="0"/>	<input type="text" value="0"/>	<input type="text" value="0"/>
<u>Race and ethnicity unknown</u>	<input type="text" value="0"/>	<input type="text" value="0"/>	<input type="text" value="0"/>	<input type="text" value="1"/>
<b>Total men</b>	0	12	0	3

**Women**

Race/ethnicity	<u>Archivists, Curators, and Museum Technicians</u> 25-4010	<u>Librarians and Media Collections Specialists</u> 25-4020	<u>Library Technicians</u> 25-4030	<u>Student and Academic Affairs and Other Education Services Occupations</u> 25-2000 + 25-3000 + 25-9000
Nonresident alien	<input type="text" value="0"/>	<input type="text" value="0"/>	<input type="text" value="0"/>	<input type="text" value="0"/>
Hispanic/Latino	<input type="text" value="0"/>	<input type="text" value="0"/>	<input type="text" value="0"/>	<input type="text" value="1"/>
American Indian or Alaska Native	<input type="text" value="0"/>	<input type="text" value="0"/>	<input type="text" value="0"/>	<input type="text" value="0"/>
Asian	<input type="text" value="0"/>	<input type="text" value="0"/>	<input type="text" value="0"/>	<input type="text" value="0"/>
<u>Black or African American</u>	<input type="text" value="0"/>	<input type="text" value="2"/>	<input type="text" value="0"/>	<input type="text" value="6"/>

Native Hawaiian or Other Pacific Islander	<input type="text" value="0"/>	<input type="text" value="0"/>	<input type="text" value="0"/>	<input type="text" value="0"/>
White	<input type="text" value="5"/>	<input type="text" value="16"/>	<input type="text" value="0"/>	<input type="text" value="26"/>
Two or more races	<input type="text" value="0"/>	<input type="text" value="0"/>	<input type="text" value="0"/>	<input type="text" value="0"/>
Race and ethnicity unknown	<input type="text" value="0"/>	<input type="text" value="0"/>	<input type="text" value="0"/>	<input type="text" value="2"/>
<b>Total women</b>	5	18	0	35
<b>Total (men+women)</b>	5	30	0	38
Total from prior year	<b>5</b>	<b>32</b>		<b>40</b>

Institution: University of Missouri-Kansas City (178402)

User ID: 29C0011

**Part B1 - Full-time Non-instructional Staff by Occupational Category**

**Number of Full-time Non-instructional Staff  
by Occupational Category**

**As of November 1, 2019**

- Report Hispanic/Latino individuals of any race as Hispanic/Latino
- Report race for non-Hispanic/Latino individuals only
- Include both medical school and non-medical school staff

**Men**

Race/ethnicity	<u>Management Occupations</u> 11-0000	<u>Business and Financial Operations Occupations</u> 13-0000	<u>Computer, Engineering, and Science Occupations</u> 15-0000 + 17-0000 + 19-0000	<u>Community, Social Service, Legal, Arts, Design, Entertainment, Sports, and Media Occupations</u> 21-0000 + 23-0000 + 27-0000	<u>Healthcare Practitioners and Technical Occupations</u> 29-0000
<u>Nonresident alien</u>	<input type="text" value="0"/>	<input type="text" value="0"/>	<input type="text" value="9"/>	<input type="text" value="0"/>	<input type="text" value="33"/>
<u>Hispanic/Latino</u>	<input type="text" value="0"/>	<input type="text" value="2"/>	<input type="text" value="2"/>	<input type="text" value="7"/>	<input type="text" value="9"/>
<u>American Indian or Alaska Native</u>	<input type="text" value="0"/>	<input type="text" value="0"/>	<input type="text" value="0"/>	<input type="text" value="0"/>	<input type="text" value="0"/>
<u>Asian</u>	<input type="text" value="5"/>	<input type="text" value="0"/>	<input type="text" value="5"/>	<input type="text" value="1"/>	<input type="text" value="31"/>
<u>Black or African American</u>	<input type="text" value="5"/>	<input type="text" value="3"/>	<input type="text" value="3"/>	<input type="text" value="11"/>	<input type="text" value="6"/>
<u>Native Hawaiian or Other Pacific Islander</u>	<input type="text" value="0"/>	<input type="text" value="0"/>	<input type="text" value="0"/>	<input type="text" value="0"/>	<input type="text" value="0"/>
<u>White</u>	<input type="text" value="72"/>	<input type="text" value="25"/>	<input type="text" value="64"/>	<input type="text" value="70"/>	<input type="text" value="122"/>
Two or more races	<input type="text" value="1"/>	<input type="text" value="1"/>	<input type="text" value="0"/>	<input type="text" value="2"/>	<input type="text" value="6"/>
<u>Race and ethnicity unknown</u>	<input type="text" value="2"/>	<input type="text" value="0"/>	<input type="text" value="5"/>	<input type="text" value="7"/>	<input type="text" value="46"/>
<b>Total men</b>	85	31	88	98	253

**Women**

Race/ethnicity	<u>Management Occupations</u> 11-0000	<u>Business and Financial Operations Occupations</u> 13-0000	<u>Computer, Engineering, and Science Occupations</u> 15-0000 + 17-0000 + 19-0000	<u>Community, Social Service, Legal, Arts, Design, Entertainment, Sports, and Media Occupations</u> 21-0000 + 23-0000 + 27-0000	<u>Healthcare Practitioners and Technical Occupations</u> 29-0000
Nonresident alien	<input type="text" value="1"/>	<input type="text" value="4"/>	<input type="text" value="3"/>	<input type="text" value="0"/>	<input type="text" value="13"/>
Hispanic/Latino	<input type="text" value="4"/>	<input type="text" value="7"/>	<input type="text" value="2"/>	<input type="text" value="9"/>	<input type="text" value="10"/>

American Indian or Alaska Native	<input type="text" value="0"/>	<input type="text" value="0"/>	<input type="text" value="0"/>	<input type="text" value="0"/>	<input type="text" value="0"/>
Asian	<input type="text" value="0"/>	<input type="text" value="6"/>	<input type="text" value="7"/>	<input type="text" value="2"/>	<input type="text" value="20"/>
Black or African American	<input type="text" value="12"/>	<input type="text" value="14"/>	<input type="text" value="10"/>	<input type="text" value="24"/>	<input type="text" value="13"/>
Native Hawaiian or Other Pacific Islander	<input type="text" value="0"/>	<input type="text" value="0"/>	<input type="text" value="0"/>	<input type="text" value="0"/>	<input type="text" value="0"/>
White	<input type="text" value="76"/>	<input type="text" value="97"/>	<input type="text" value="50"/>	<input type="text" value="101"/>	<input type="text" value="77"/>
Two or more races	<input type="text" value="0"/>	<input type="text" value="3"/>	<input type="text" value="1"/>	<input type="text" value="4"/>	<input type="text" value="8"/>
Race and ethnicity unknown	<input type="text" value="2"/>	<input type="text" value="4"/>	<input type="text" value="6"/>	<input type="text" value="10"/>	<input type="text" value="32"/>
<b>Total women</b>	95	135	79	150	173
<b>Total (men+women)</b>	180	166	167	248	426
Total from prior year	<b>163</b>	<b>150</b>	<b>161</b>	<b>245</b>	<b>419</b>



Institution: University of Missouri-Kansas City (178402)

User ID: 29C0011

**Part B1 - Full-time Non-instructional Staff by Occupational Category**

**Number of Full-time Non-instructional Staff  
by Occupational Category**

**As of November 1, 2019**

- Report Hispanic/Latino individuals of any race as Hispanic/Latino
- Report race for non-Hispanic/Latino individuals only
- Include both medical school and non-medical school staff

**Men**

Race/ethnicity	<u>Service Occupations</u> 31-0000 + 33-0000 + 35-0000 + 37-0000 + 39-0000	<u>Sales and Related Occupations</u> 41-0000	<u>Office and Administrative Support Occupations</u> 43-0000	<u>Natural Resources, Construction, and Maintenance Occupations</u> 45-0000 + 47-0000 + 49-0000	<u>Production, Transportation, and Material Moving Occupations</u> 51-0000 + 53-0000	Grand Total (All full-time staff)
<u>Nonresident alien</u>	<input type="text" value="0"/>	<input type="text" value="0"/>	<input type="text" value="0"/>	<input type="text" value="0"/>	<input type="text" value="0"/>	57
<u>Hispanic/Latino</u>	<input type="text" value="3"/>	<input type="text" value="0"/>	<input type="text" value="3"/>	<input type="text" value="0"/>	<input type="text" value="0"/>	33
<u>American Indian or Alaska Native</u>	<input type="text" value="0"/>	<input type="text" value="0"/>	<input type="text" value="0"/>	<input type="text" value="0"/>	<input type="text" value="1"/>	2
<u>Asian</u>	<input type="text" value="0"/>	<input type="text" value="0"/>	<input type="text" value="0"/>	<input type="text" value="1"/>	<input type="text" value="0"/>	95
<u>Black or African American</u>	<input type="text" value="25"/>	<input type="text" value="0"/>	<input type="text" value="5"/>	<input type="text" value="9"/>	<input type="text" value="4"/>	82
<u>Native Hawaiian or Other Pacific Islander</u>	<input type="text" value="0"/>	<input type="text" value="0"/>	<input type="text" value="0"/>	<input type="text" value="1"/>	<input type="text" value="0"/>	2
<u>White</u>	<input type="text" value="30"/>	<input type="text" value="1"/>	<input type="text" value="33"/>	<input type="text" value="34"/>	<input type="text" value="8"/>	702
<u>Two or more races</u>	<input type="text" value="2"/>	<input type="text" value="0"/>	<input type="text" value="1"/>	<input type="text" value="0"/>	<input type="text" value="1"/>	16
<u>Race and ethnicity unknown</u>	<input type="text" value="1"/>	<input type="text" value="0"/>	<input type="text" value="1"/>	<input type="text" value="2"/>	<input type="text" value="0"/>	75
<b>Total men</b>	61	1	43	47	14	1,064

**Women**

Race/ethnicity	<u>Service Occupations</u> 31-0000 + 33-0000 + 35-0000 + 37-0000 + 39-0000	<u>Sales and Related Occupations</u> 41-0000	<u>Office and Administrative Support Occupations</u> 43-0000	<u>Natural Resources, Construction, and Maintenance Occupations</u> 45-0000 + 47-0000 + 49-0000	<u>Production, Transportation, and Material Moving Occupations</u> 51-0000 + 53-0000	Grand Total (All full-time staff)

Nonresident alien	<input type="text" value="0"/>	<input type="text" value="0"/>	<input type="text" value="1"/>	<input type="text" value="0"/>	<input type="text" value="0"/>	31
Hispanic/Latino	<input type="text" value="8"/>	<input type="text" value="0"/>	<input type="text" value="20"/>	<input type="text" value="0"/>	<input type="text" value="0"/>	83
American Indian or Alaska Native	<input type="text" value="0"/>	<input type="text" value="0"/>	<input type="text" value="0"/>	<input type="text" value="0"/>	<input type="text" value="0"/>	0
Asian	<input type="text" value="1"/>	<input type="text" value="0"/>	<input type="text" value="3"/>	<input type="text" value="0"/>	<input type="text" value="0"/>	64
Black or African American	<input type="text" value="24"/>	<input type="text" value="0"/>	<input type="text" value="42"/>	<input type="text" value="0"/>	<input type="text" value="1"/>	166
Native Hawaiian or Other Pacific Islander	<input type="text" value="0"/>	<input type="text" value="0"/>	<input type="text" value="1"/>	<input type="text" value="0"/>	<input type="text" value="0"/>	2
White	<input type="text" value="25"/>	<input type="text" value="1"/>	<input type="text" value="130"/>	<input type="text" value="0"/>	<input type="text" value="1"/>	826
Two or more races	<input type="text" value="0"/>	<input type="text" value="0"/>	<input type="text" value="3"/>	<input type="text" value="0"/>	<input type="text" value="0"/>	23
Race and ethnicity unknown	<input type="text" value="4"/>	<input type="text" value="0"/>	<input type="text" value="12"/>	<input type="text" value="0"/>	<input type="text" value="0"/>	85
<b>Total women</b>	62	1	212	0	2	1,280
<b>Total (men+women)</b>	123	2	255	47	16	2,344
Total from prior year	<b>130</b>	<b>2</b>	<b>263</b>	<b>48</b>	<b>19</b>	<b>2,368</b>

Institution: University of Missouri-Kansas City (178402)

User ID: 29C0011

**Part B2 - Full-time Non-instructional Staff by Occupational Category and Tenure Status**

Number of Full-time Non-instructional Staff

As of November 1, 2019

**Non-medical school staff**

Occupational category	With <u>Faculty Status</u>						Without Faculty Status	Total
	<u>Tenured</u>	<u>On Tenure Track</u>	<u>Not on Tenure Track</u>			<u>Indefinite duration (continuing or at-will)</u>		
			<u>Multi-year</u>	<u>Annual contract</u>	<u>Less-than-annual contract</u>			
<u>Research staff</u>	1	0	0	15	0	0	0	16
<u>Public Service staff</u>	0	0	0	4	0	0	0	4
<u>Archivists, Curators, and Museum Technicians</u> 25-4010	0	0	0	0	0	0	5	5
<u>Librarians and Media Collections Specialists</u> 25-4020	0	0	0	0	0	0	30	30
<u>Library Technicians</u> 25-4030	0	0	0	0	0	0	0	0
<u>Student and Academic Affairs and Other Education Services Occupations</u> 25-2000 + 25-3000 + 25-9000	0	0	0	0	0	0	37	37
<u>Management Occupations</u> 11-0000	29	0	0	0	0	0	143	172
<u>Business and Financial Operations Occupations</u> 13-0000	0	0	0	0	0	0	159	159
<u>Computer, Engineering, and Science Occupations</u> 15-0000 + 17-0000 + 19-0000	0	0	0	0	0	0	157	157
<u>Community, Social Service, Legal, Arts, Design, Entertainment, Sports, and Media Occupations</u>	0	0	0	0	0	0	224	224

21-0000 + 23-0000 + 27-0000									
<u>Healthcare Practitioners and Technical Occupations 29-0000</u>	<input type="text" value="0"/>	<input type="text" value="0"/>	<input type="text" value="0"/>	<input type="text" value="0"/>	<input type="text" value="0"/>	<input type="text" value="0"/>	<input type="text" value="36"/>	<input type="text" value="36"/>	
Total	30	0	0	19	0	0	791	840	
Total from prior year	30			10	0		747	787	

**Medical school staff**

Occupational category	With <u>Faculty Status</u>						Without Faculty Status	Total
	<u>Not on Tenure Track</u>							
	<u>Tenured</u>	<u>On Tenure Track</u>	<u>Multi-year</u>	<u>Annual contract</u>	<u>Less-than-annual contract</u>	<u>Indefinite duration (continuing or at-will)</u>		
Research staff	<input type="text" value="0"/>	<input type="text" value="0"/>	<input type="text" value="0"/>	<input type="text" value="5"/>	<input type="text" value="0"/>	<input type="text" value="0"/>	<input type="text" value="0"/>	5
Public Service staff	<input type="text" value="0"/>	<input type="text" value="0"/>	<input type="text" value="0"/>	<input type="text" value="0"/>	<input type="text" value="0"/>	<input type="text" value="0"/>	<input type="text" value="0"/>	0
Archivists, Curators, and Museum Technicians 25-4010	<input type="text" value="0"/>	<input type="text" value="0"/>	<input type="text" value="0"/>	<input type="text" value="0"/>	<input type="text" value="0"/>	<input type="text" value="0"/>	<input type="text" value="0"/>	0
Librarians and Media Collections Specialists 25-4020	<input type="text" value="0"/>	<input type="text" value="0"/>	<input type="text" value="0"/>	<input type="text" value="0"/>	<input type="text" value="0"/>	<input type="text" value="0"/>	<input type="text" value="0"/>	0
Library Technicians 25-4030	<input type="text" value="0"/>	<input type="text" value="0"/>	<input type="text" value="0"/>	<input type="text" value="0"/>	<input type="text" value="0"/>	<input type="text" value="0"/>	<input type="text" value="0"/>	0
Student and Academic Affairs and Other Education Services Occupations 25-2000 + 25-3000 + 25-9000	<input type="text" value="0"/>	<input type="text" value="0"/>	<input type="text" value="0"/>	<input type="text" value="0"/>	<input type="text" value="0"/>	<input type="text" value="0"/>	<input type="text" value="1"/>	1
Management Occupations 11-0000	<input type="text" value="0"/>	<input type="text" value="0"/>	<input type="text" value="0"/>	<input type="text" value="0"/>	<input type="text" value="0"/>	<input type="text" value="0"/>	<input type="text" value="8"/>	8
Business and Financial Operations Occupations 13-0000	<input type="text" value="0"/>	<input type="text" value="0"/>	<input type="text" value="0"/>	<input type="text" value="0"/>	<input type="text" value="0"/>	<input type="text" value="0"/>	<input type="text" value="7"/>	7
Computer, Engineering, and Science Occupations 15-0000 + 17-0000 + 19-0000	<input type="text" value="0"/>	<input type="text" value="0"/>	<input type="text" value="0"/>	<input type="text" value="0"/>	<input type="text" value="0"/>	<input type="text" value="0"/>	<input type="text" value="10"/>	10
Community, Social Service, Legal, Arts, Design, Entertainment, Sports, and Media Occupations	<input type="text" value="0"/>	<input type="text" value="0"/>	<input type="text" value="0"/>	<input type="text" value="0"/>	<input type="text" value="0"/>	<input type="text" value="0"/>	<input type="text" value="24"/>	24

21-0000 + 23-0000 + 27-0000								
Healthcare Practitioners and Technical Occupations 29-0000	0	0	0	0	0	0	390	390
Total	0	0	0	5	0	0	440	445
Total from prior year	0			4	0		439	443

Institution: University of Missouri-Kansas City (178402)

User ID: 29C0011

**Part B2 - Full-time Non-instructional Staff by Medical School Status**

<b>Number of <u>Full-time</u> Non-instructional Staff</b>			
<b>As of November 1, 2019</b>			
Occupational category	Total (carried forward from Part B1)	Non-medical school staff	Medical school staff
<u>Service Occupations</u> 31-0000 + 33-0000 + 35-0000 + 37-0000 + 39-0000	123	<input type="text" value="123"/>	<input type="text" value="0"/>
<u>Sales and Related Occupations</u> 41-0000	2	<input type="text" value="2"/>	<input type="text" value="0"/>
<u>Office and Administrative Support Occupations</u> 43-0000	255	<input type="text" value="240"/>	<input type="text" value="15"/>
<u>Natural Resources, Construction, and Maintenance Occupations</u> 45-0000 + 47-0000 + 49-0000	47	<input type="text" value="47"/>	<input type="text" value="0"/>
<u>Production, Transportation, and Material Moving Occupations</u> 51-0000 + 53-0000	16	<input type="text" value="15"/>	<input type="text" value="1"/>
Total		427	16
Total from prior year		<b>443</b>	<b>19</b>

Institution: University of Missouri-Kansas City (178402)

User ID: 29C0011

**Part C - Full-time Summary Non-medical school staff****Summary of Full-time Non-medical School Staff****As of November 1, 2019**

- **Data will not be generated on this screen until the relevant screens in the previous section have been completed.**

Occupational category	With Faculty Status						Without Faculty Status	Total
	With Faculty Status			Not on Tenure Track				
	Tenured	On Tenure Track	Multi-year	Annual contract	Less-than-annual contract	Indefinite duration (continuing or at-will)		
Primarily Instruction	224	69	0	227	0	0	0	520
Exclusively credit	224	69	0	227	0	0	0	520
Exclusively not-for-credit	0	0	0	0	0	0	0	0
Combined credit/not-for-credit	0	0	0	0	0	0	0	0
Instruction/research/public service staff	19	8	0	32	1	0	0	60
Research staff	1	0	0	15	0	0	0	16
Public Service staff	0	0	0	4	0	0	0	4
Archivists, Curators, and Museum Technicians 25-4010	0	0	0	0	0	0	5	5
Librarians and Media Collections Specialists 25-4020	0	0	0	0	0	0	30	30
Library Technicians 25-4030	0	0	0	0	0	0	0	0
Student and Academic Affairs and Other Education Services Occupations 25-2000 + 25-3000 + 25-9000	0	0	0	0	0	0	37	37
Management Occupations 11-0000	29	0	0	0	0	0	143	172
Business and Financial Operations Occupations 13-0000	0	0	0	0	0	0	159	159
Computer, Engineering, and Science Occupations 15-0000 + 17-0000 + 19-0000	0	0	0	0	0	0	157	157
Community, Social Service, Legal, Arts, Design, Entertainment, Sports, and Media Occupations 21-0000 + 23-0000 + 27-0000	0	0	0	0	0	0	224	224
	0	0	0	0	0	0	36	36

Healthcare Practitioners and Technical Occupations 29-0000								
Service Occupations 31-0000 + 33-0000 + 35-0000 + 37-0000 + 39-0000								123
Sales and Related Occupations 41-0000								2
Office and Administrative Support Occupations 43-0000								240
Natural Resources, Construction, and Maintenance Occupations 45-0000 + 47-0000 + 49-0000								47
Production, Transportation, and Material Moving Occupations 51-0000 + 53-0000								15
Total								1,847



Institution: University of Missouri-Kansas City (178402)

User ID: 29C0011

**Part C - Full-time Summary Medical school staff****Summary of Full-time Medical School Staff****As of November 1, 2019**

- **Data will not be generated on this screen until the relevant screens in the previous section have been completed.**

Occupational category	With Faculty Status						Without Faculty Status	Total
	Tenured	On Tenure Track	Not on Tenure Track			Indefinite duration (continuing or at-will)		
			Multi-year	Annual contract	Less-than-annual contract			
Primarily Instruction	17	3	0	15	0	0	0	35
Exclusively credit	17	3	0	15	0	0	0	35
Exclusively not-for-credit	0	0	0	0	0	0	0	0
Combined credit/not-for-credit	0	0	0	0	0	0	0	0
Instruction/research/public service staff	0	0	0	1	0	0	0	1
Research staff	0	0	0	5	0	0	0	5
Public Service staff	0	0	0	0	0	0	0	0
Archivists, Curators, and Museum Technicians 25-4010	0	0	0	0	0	0	0	0
Librarians and Media Collections Specialists 25-4020	0	0	0	0	0	0	0	0
Library Technicians 25-4030	0	0	0	0	0	0	0	0
Student and Academic Affairs and Other Education Services Occupations 25-2000 + 25-3000 + 25-9000	0	0	0	0	0	0	1	1
Management Occupations 11-0000	0	0	0	0	0	0	8	8
Business and Financial Operations Occupations 13-0000	0	0	0	0	0	0	7	7
Computer, Engineering, and Science Occupations 15-0000 + 17-0000 + 19-0000	0	0	0	0	0	0	10	10
Community, Social Service, Legal, Arts, Design, Entertainment, Sports, and Media Occupations 21-0000 + 23-0000 + 27-0000	0	0	0	0	0	0	24	24
Healthcare Practitioners and Technical Occupations 29-0000	0	0	0	0	0	0	390	390

Service Occupations 31-0000 + 33-0000 + 35-0000 + 37-0000 + 39-0000		0
Sales and Related Occupations 41-0000		0
Office and Administrative Support Occupations 43-0000		15
Natural Resources, Construction, and Maintenance Occupations 45-0000 + 47-0000 + 49-0000		0
Production, Transportation, and Material Moving Occupations 51-0000 + 53-0000		1
Total		497

Institution: University of Missouri-Kansas City (178402)

User ID: 29C0011

**Part G1 - Salaries Worksheet**

**Number of Full-time Non-medical School Instructional Staff  
For Calculation of Total Number of Months**

**Annual Salary, 2019-20**

- Report the number of instructional staff based on the number of months to be worked
- Months reported should correspond with the number of months that staff worked (which may differ from the number of months over which they are paid)
- Include ONLY full-time, non-medical school instructional staff
- Include instructional staff *with* faculty status and *without* faculty status
- Include instructional staff regardless of tenure status

Gender and academic rank	Months worked					Total staff	Total staff for salary reporting
	12 months	11 months	10 months	9 months	< 9 months		
<b>Men</b>							
Professors	20	0	0	64	0	84	84
Associate professors	26	0	0	96	0	122	122
Assistant professors	24	0	0	43	0	67	67
Instructors	2	0	0	5	0	7	7
Lecturers	4	0	0	3	0	7	7
No academic rank	3	0	0	5	1	9	8
<b>Total men</b>	79	0	0	216	1	296	295
<b>Women</b>							
Professors	17	0	0	35	0	52	52
Associate professors	43	0	0	57	0	100	100
Assistant professors	53	0	0	46	0	99	99
Instructors	4	0	0	5	0	9	9
Lecturers	4	0	0	8	0	12	12
No academic rank	8	0	0	4	0	12	12
<b>Total women</b>	129	0	0	155	0	284	284
<b>Total (men+women)</b>	208	0	0	371	1	580	579
Total (men+women) full-time non-medical school instructional staff from Part A						580	

Institution: University of Missouri-Kansas City (178402)

User ID: 29C0011

**Part G2 - Salary Outlays for Instructional Staff**

**Salary Outlays  
for Full-time Non-medical School Instructional Staff**

**Annual Salary Outlays, 2019-20**

- Report the TOTAL ANNUAL salary outlays for the full-time Non-medical School instructional staff reported in the 12 months, 11 months, 10 months, and 9 months columns on the previous screen, Part G1 – Salaries Worksheet
- Using the TOTAL ANNUAL salary outlays data provided, the system will calculate the Equated 9 months by academic rank and gender.


Gender and academic rank	Total staff for salary reporting (from Part G, screen 1)	Salary Outlays					Equated 9 months
		12 months	11 months	10 months	9 months		
<b>Men</b>							
Professors	84	2,772,219	0	0	7,696,462	9,775,626	
Associate professors	122	2,995,765	0	0	8,123,694	10,370,518	
Assistant professors	67	2,162,239	0	0	3,477,876	5,099,555	
Instructors	7	113,776	0	0	314,084	399,416	
Lecturers	7	165,681	0	0	118,586	242,847	
No academic rank	8	164,632	0	0	291,944	415,418	
<b>Total men</b>	<b>295</b>	<b>8,374,312</b>	<b>0</b>	<b>0</b>	<b>20,022,646</b>	<b>26,303,380</b>	
<b>Women</b>							
Professors	52	2,060,115	0	0	3,329,938	4,875,024	
Associate professors	100	4,653,992	0	0	4,299,414	7,789,908	
Assistant professors	99	4,922,071	0	0	3,246,427	6,937,980	
Instructors	9	199,030	0	0	313,871	463,144	
Lecturers	12	167,180	0	0	296,867	422,252	
No academic rank	12	377,904	0	0	203,795	487,223	
<b>Total women</b>	<b>284</b>	<b>12,380,292</b>	<b>0</b>	<b>0</b>	<b>11,690,312</b>	<b>20,975,531</b>	

<b>Total (men + women)</b>	579	20,754,604	0	0	31,712,958	47,278,911
------------------------------------	-----	------------	---	---	------------	------------

Institution: University of Missouri-Kansas City (178402)

User ID: 29C0011



**Part G3 - Average Salaries for Instructional Staff by Academic Rank**

Average Salary by academic rank for <u>Full-time Non-medical School Instructional Staff</u> Annual Average Salaries, 2019-20						
Gender and academic rank	Total staff for salary reporting (from Part G, screen 1)	Annual Average Salaries				
		12 months	11 months	10 months	9 months	 Equated 9 months
<b>Men</b>						
Professors	84	138,611			120,257	116,377
Associate professors	122	115,222			84,622	85,004
Assistant professors	67	90,093			80,881	76,113
Instructors	7	56,888			62,817	57,059
Lecturers	7	41,420			39,529	34,692
No academic rank	8	54,877			58,389	51,927
<b>Total men</b>	295	106,004			92,697	89,164
<b>Women</b>						
Professors	52	121,183			95,141	93,750
Associate professors	100	108,232			75,428	77,899
Assistant professors	99	92,869			70,575	70,081
Instructors	9	49,758			62,774	51,460
Lecturers	12	41,795			37,108	35,188
No academic rank	12	47,238			50,949	40,602
<b>Total women</b>	284	95,971			75,421	73,858
<b>Total (men+women)</b>	579	99,782			85,480	81,656

Institution: University of Missouri-Kansas City (178402)

User ID: 29C0011

**Part G4 - Salary Outlays for Non-instructional Staff**

<b>Salary Outlays</b> <b>for <u>Full-time</u> Non-medical School Non-instructional Staff</b> <b>Annual Salary Outlays, 2019-20</b>		
Occupational category	 Number of full-time staff (carried forward from the Part B - FT, non-instructional staff screens)	 Total annual salary outlays
<u>Research staff</u>	16	1,035,625
<u>Public Service staff</u>	4	410,001
<u>Library and Student and Academic Affairs and Other Education Services Occupations</u> 25-4000 + 25-2000 + 25-3000 + 25-9000	72	3,686,819
<u>Management Occupations</u> 11-0000	172	20,686,219
<u>Business and Financial Operations Occupations</u> 13-0000	159	9,106,641
<u>Computer, Engineering, and Science Occupations</u> 15-0000 + 17-0000 + 19-0000	157	9,074,460
<u>Community, Social Service, Legal, Arts, Design, Entertainment, Sports, and Media Occupations</u> 21-0000 + 23-0000 + 27-0000	224	11,355,128
<u>Healthcare Practitioners and Technical Occupations</u> 29-0000	36	1,554,210
<u>Service Occupations</u> 31-0000 + 33-0000 + 35-0000 + 37-0000 + 39-0000	123	4,566,234
<u>Sales and Related Occupations</u> 41-0000	2	96,000
<u>Office and Administrative Support Occupations</u> 43-0000	240	9,171,674
<u>Natural Resources, Construction, and Maintenance Occupations</u> 45-0000 + 47-0000 + 49-0000	47	2,529,221
<u>Production, Transportation, and Material Moving Occupations</u> 51-0000 + 53-0000	15	621,067

Institution: University of Missouri-Kansas City (178402)

User ID: 29C0011

**Part D - Part-time Staff by Occupational Category****Number of Part-time Staff by Occupational Category****As of November 1, 2019**

- Report Hispanic/Latino individuals of any race as Hispanic/Latino
- Report race for non-Hispanic/Latino individuals only
- Include both medical school and non-medical school staff

**Men**

Race/ethnicity	<u>Instructional staff</u>	<u>Research staff</u>	<u>Public Service staff</u>
<u>Nonresident alien</u>	<input type="text" value="1"/>	<input type="text" value="0"/>	<input type="text" value="0"/>
<u>Hispanic/Latino</u>	<input type="text" value="11"/>	<input type="text" value="0"/>	<input type="text" value="0"/>
<u>American Indian or Alaska Native</u>	<input type="text" value="0"/>	<input type="text" value="0"/>	<input type="text" value="0"/>
<u>Asian</u>	<input type="text" value="21"/>	<input type="text" value="0"/>	<input type="text" value="0"/>
<u>Black or African American</u>	<input type="text" value="20"/>	<input type="text" value="0"/>	<input type="text" value="0"/>
<u>Native Hawaiian or Other Pacific Islander</u>	<input type="text" value="0"/>	<input type="text" value="0"/>	<input type="text" value="0"/>
<u>White</u>	<input type="text" value="237"/>	<input type="text" value="0"/>	<input type="text" value="3"/>
Two or more races	<input type="text" value="1"/>	<input type="text" value="0"/>	<input type="text" value="0"/>
<u>Race and ethnicity unknown</u>	<input type="text" value="32"/>	<input type="text" value="0"/>	<input type="text" value="0"/>
<b>Total men</b>	323	0	3

**Women**

Race/ethnicity	<u>Instructional staff</u>	<u>Research staff</u>	<u>Public Service staff</u>
Nonresident alien	<input type="text" value="1"/>	<input type="text" value="0"/>	<input type="text" value="0"/>
Hispanic/Latino	<input type="text" value="16"/>	<input type="text" value="0"/>	<input type="text" value="1"/>
American Indian or Alaska Native	<input type="text" value="0"/>	<input type="text" value="0"/>	<input type="text" value="0"/>
Asian	<input type="text" value="16"/>	<input type="text" value="0"/>	<input type="text" value="0"/>
Black or African American	<input type="text" value="13"/>	<input type="text" value="0"/>	<input type="text" value="1"/>
Native Hawaiian or Other Pacific Islander	<input type="text" value="0"/>	<input type="text" value="0"/>	<input type="text" value="0"/>
White	<input type="text" value="203"/>	<input type="text" value="2"/>	<input type="text" value="4"/>
Two or more races	<input type="text" value="4"/>	<input type="text" value="0"/>	<input type="text" value="0"/>
Race and ethnicity unknown	<input type="text" value="33"/>	<input type="text" value="0"/>	<input type="text" value="3"/>
<b>Total women</b>	286	2	9



<b>Total (men+women)</b>	609	2	12
Total from prior year	<b>549</b>	<b>5</b>	<b>7</b>

Institution: University of Missouri-Kansas City (178402)

User ID: 29C0011

**Part D - Part-time Staff by Occupational Category**

**Number of Part-time Staff by Occupational Category**

**As of November 1, 2019**

- Report Hispanic/Latino individuals of any race as Hispanic/Latino
- Report race for non-Hispanic/Latino individuals only
- Include both medical school and non-medical school staff

**Men**

Race/ethnicity	<u>Archivists, Curators, and Museum Technicians</u> 25-4010	<u>Librarians and Media Collections Specialists</u> 25-4020	<u>Library Technicians</u> 25-4030	<u>Student and Academic Affairs and Other Education Services Occupations</u> 25-2000 + 25-3000 + 25-9000	<u>Library and Student and Academic Affairs and Other Education Services Occupations</u>
<u>Nonresident alien</u>	<input type="text" value="0"/>	<input type="text" value="0"/>	<input type="text" value="0"/>	<input type="text" value="3"/>	3
<u>Hispanic/Latino</u>	<input type="text" value="0"/>	<input type="text" value="0"/>	<input type="text" value="0"/>	<input type="text" value="1"/>	1
<u>American Indian or Alaska Native</u>	<input type="text" value="0"/>	<input type="text" value="0"/>	<input type="text" value="0"/>	<input type="text" value="0"/>	0
<u>Asian</u>	<input type="text" value="0"/>	<input type="text" value="0"/>	<input type="text" value="0"/>	<input type="text" value="0"/>	0
<u>Black or African American</u>	<input type="text" value="0"/>	<input type="text" value="0"/>	<input type="text" value="0"/>	<input type="text" value="0"/>	0
<u>Native Hawaiian or Other Pacific Islander</u>	<input type="text" value="0"/>	<input type="text" value="0"/>	<input type="text" value="0"/>	<input type="text" value="0"/>	0
<u>White</u>	<input type="text" value="0"/>	<input type="text" value="0"/>	<input type="text" value="0"/>	<input type="text" value="12"/>	12
<u>Two or more races</u>	<input type="text" value="0"/>	<input type="text" value="0"/>	<input type="text" value="0"/>	<input type="text" value="0"/>	0
<u>Race and ethnicity unknown</u>	<input type="text" value="0"/>	<input type="text" value="0"/>	<input type="text" value="0"/>	<input type="text" value="4"/>	4
<b>Total men</b>	0	0	0	20	20

**Women**

Race/ethnicity	<u>Archivists, Curators, and Museum Technicians</u> 25-4010	<u>Librarians and Media Collections Specialists</u> 25-4020	<u>Library Technicians</u> 25-4030	<u>Student and Academic Affairs and Other Education Services Occupations</u> 25-2000 + 25-3000 + 25-9000	<u>Library and Student and Academic Affairs and Other Education Services Occupations</u>
<u>Nonresident alien</u>	<input type="text" value="0"/>	<input type="text" value="0"/>	<input type="text" value="0"/>	<input type="text" value="0"/>	0
<u>Hispanic/Latino</u>	<input type="text" value="0"/>	<input type="text" value="0"/>	<input type="text" value="0"/>	<input type="text" value="0"/>	0
					0

American Indian or Alaska Native	<input type="text" value="0"/>	<input type="text" value="0"/>	<input type="text" value="0"/>	<input type="text" value="0"/>	
Asian	<input type="text" value="0"/>	<input type="text" value="0"/>	<input type="text" value="0"/>	<input type="text" value="1"/>	1
Black or African American	<input type="text" value="0"/>	<input type="text" value="0"/>	<input type="text" value="0"/>	<input type="text" value="0"/>	0
Native Hawaiian or Other Pacific Islander	<input type="text" value="0"/>	<input type="text" value="0"/>	<input type="text" value="0"/>	<input type="text" value="0"/>	0
White	<input type="text" value="0"/>	<input type="text" value="0"/>	<input type="text" value="0"/>	<input type="text" value="11"/>	11
Two or more races	<input type="text" value="0"/>	<input type="text" value="0"/>	<input type="text" value="0"/>	<input type="text" value="0"/>	0
Race and ethnicity unknown	<input type="text" value="0"/>	<input type="text" value="0"/>	<input type="text" value="0"/>	<input type="text" value="2"/>	2
<b>Total women</b>	0	0	0	14	14
<b>Total (men+women)</b>	0	0	0	34	34
Total from prior year				<b>36</b>	<b>36</b>

Institution: University of Missouri-Kansas City (178402)

User ID: 29C0011

**Part D - Part-time Staff by Occupational Category**

**Number of Part-time Staff**

**As of November 1, 2019**

- Report Hispanic/Latino individuals of any race as Hispanic/Latino
- Report race for non-Hispanic/Latino individuals only
- Include both medical school and non-medical school staff

**Men**

Race/ethnicity	<u>Management Occupations</u> 11-0000	<u>Business and Financial Operations Occupations</u> 13-0000	<u>Computer, Engineering, and Science Occupations</u> 15-0000 + 17-0000 + 19-0000	<u>Community, Social Service, Legal, Arts, Design, Entertainment, Sports, and Media Occupations</u> 21-0000 + 23-0000 + 27-0000	<u>Healthcare Practitioners and Technical Occupations</u> 29-0000
<u>Nonresident alien</u>	<input type="text" value="0"/>	<input type="text" value="0"/>	<input type="text" value="1"/>	<input type="text" value="2"/>	<input type="text" value="0"/>
<u>Hispanic/Latino</u>	<input type="text" value="0"/>	<input type="text" value="0"/>	<input type="text" value="0"/>	<input type="text" value="0"/>	<input type="text" value="1"/>
<u>American Indian or Alaska Native</u>	<input type="text" value="0"/>	<input type="text" value="0"/>	<input type="text" value="0"/>	<input type="text" value="0"/>	<input type="text" value="0"/>
<u>Asian</u>	<input type="text" value="0"/>	<input type="text" value="0"/>	<input type="text" value="1"/>	<input type="text" value="0"/>	<input type="text" value="3"/>
<u>Black or African American</u>	<input type="text" value="0"/>	<input type="text" value="0"/>	<input type="text" value="1"/>	<input type="text" value="2"/>	<input type="text" value="0"/>
<u>Native Hawaiian or Other Pacific Islander</u>	<input type="text" value="0"/>	<input type="text" value="0"/>	<input type="text" value="0"/>	<input type="text" value="0"/>	<input type="text" value="0"/>
<u>White</u>	<input type="text" value="1"/>	<input type="text" value="0"/>	<input type="text" value="5"/>	<input type="text" value="5"/>	<input type="text" value="5"/>
Two or more races	<input type="text" value="0"/>	<input type="text" value="0"/>	<input type="text" value="0"/>	<input type="text" value="0"/>	<input type="text" value="0"/>
<u>Race and ethnicity unknown</u>	<input type="text" value="0"/>	<input type="text" value="1"/>	<input type="text" value="1"/>	<input type="text" value="0"/>	<input type="text" value="4"/>
<b>Total men</b>	1	1	9	9	13

**Women**

Race/ethnicity	<u>Management Occupations</u> 11-0000	<u>Business and Financial Operations Occupations</u> 13-0000	<u>Computer, Engineering, and Science Occupations</u> 15-0000 + 17-0000 + 19-0000	<u>Community, Social Service, Legal, Arts, Design, Entertainment, Sports, and Media Occupations</u> 21-0000 + 23-0000 + 27-0000	<u>Healthcare Practitioners and Technical Occupations</u> 29-0000
Nonresident alien	<input type="text" value="0"/>	<input type="text" value="0"/>	<input type="text" value="1"/>	<input type="text" value="0"/>	<input type="text" value="0"/>
Hispanic/Latino	<input type="text" value="0"/>	<input type="text" value="0"/>	<input type="text" value="0"/>	<input type="text" value="2"/>	<input type="text" value="0"/>

American Indian or Alaska Native	<input type="text" value="0"/>	<input type="text" value="0"/>	<input type="text" value="0"/>	<input type="text" value="0"/>	<input type="text" value="0"/>
Asian	<input type="text" value="0"/>	<input type="text" value="0"/>	<input type="text" value="2"/>	<input type="text" value="0"/>	<input type="text" value="2"/>
Black or African American	<input type="text" value="0"/>	<input type="text" value="0"/>	<input type="text" value="1"/>	<input type="text" value="2"/>	<input type="text" value="0"/>
Native Hawaiian or Other Pacific Islander	<input type="text" value="0"/>	<input type="text" value="0"/>	<input type="text" value="0"/>	<input type="text" value="0"/>	<input type="text" value="0"/>
White	<input type="text" value="0"/>	<input type="text" value="3"/>	<input type="text" value="8"/>	<input type="text" value="8"/>	<input type="text" value="7"/>
Two or more races	<input type="text" value="1"/>	<input type="text" value="0"/>	<input type="text" value="0"/>	<input type="text" value="1"/>	<input type="text" value="0"/>
Race and ethnicity unknown	<input type="text" value="0"/>	<input type="text" value="0"/>	<input type="text" value="1"/>	<input type="text" value="0"/>	<input type="text" value="2"/>
<b>Total women</b>	1	3	13	13	11
<b>Total (men+women)</b>	2	4	22	22	24
Total from prior year		4	29	20	28

Institution: University of Missouri-Kansas City (178402)

User ID: 29C0011

**Part D - Part-time Staff by Occupational Category**

**Number of Part-time Staff**

**As of November 1, 2019**

- Report Hispanic/Latino individuals of any race as Hispanic/Latino
- Report race for non-Hispanic/Latino individuals only
- Include both medical school and non-medical school staff

**Men**

Race/ethnicity	<u>Service Occupations</u> 31-0000 + 33-0000 + 35-0000 + 37-0000 + 39-0000	<u>Sales and Related Occupations</u> 41-0000	<u>Office and Administrative Support Occupations</u> 43-0000	<u>Natural Resources, Construction, and Maintenance Occupations</u> 45-0000 + 47-0000 + 49-0000	<u>Production, Transportation, and Material Moving Occupations</u> 51-0000 + 53-0000	Grand Total (All part-time staff)
<u>Nonresident alien</u>	<input type="text" value="0"/>	<input type="text" value="0"/>	<input type="text" value="0"/>	<input type="text" value="0"/>	<input type="text" value="0"/>	7
<u>Hispanic/Latino</u>	<input type="text" value="0"/>	<input type="text" value="0"/>	<input type="text" value="1"/>	<input type="text" value="0"/>	<input type="text" value="0"/>	14
<u>American Indian or Alaska Native</u>	<input type="text" value="0"/>	<input type="text" value="0"/>	<input type="text" value="0"/>	<input type="text" value="0"/>	<input type="text" value="0"/>	0
<u>Asian</u>	<input type="text" value="0"/>	<input type="text" value="0"/>	<input type="text" value="1"/>	<input type="text" value="0"/>	<input type="text" value="0"/>	26
<u>Black or African American</u>	<input type="text" value="3"/>	<input type="text" value="1"/>	<input type="text" value="0"/>	<input type="text" value="0"/>	<input type="text" value="0"/>	27
<u>Native Hawaiian or Other Pacific Islander</u>	<input type="text" value="0"/>	<input type="text" value="0"/>	<input type="text" value="0"/>	<input type="text" value="0"/>	<input type="text" value="0"/>	0
<u>White</u>	<input type="text" value="1"/>	<input type="text" value="13"/>	<input type="text" value="8"/>	<input type="text" value="0"/>	<input type="text" value="0"/>	290
Two or more races	<input type="text" value="0"/>	<input type="text" value="0"/>	<input type="text" value="0"/>	<input type="text" value="0"/>	<input type="text" value="0"/>	1
<u>Race and ethnicity unknown</u>	<input type="text" value="0"/>	<input type="text" value="10"/>	<input type="text" value="1"/>	<input type="text" value="0"/>	<input type="text" value="1"/>	54
<b>Total men</b>	4	24	11	0	1	419

**Women**

Race/ethnicity	<u>Service Occupations</u> 31-0000 + 33-0000 + 35-0000 + 37-0000 + 39-0000	<u>Sales and Related Occupations</u> 41-0000	<u>Office and Administrative Support Occupations</u> 43-0000	<u>Natural Resources, Construction, and Maintenance Occupations</u> 45-0000 + 47-0000 + 49-0000	<u>Production, Transportation, and Material Moving Occupations</u> 51-0000 + 53-0000	Grand Total (All part-time staff)
<u>Nonresident alien</u>	<input type="text" value="3"/>	<input type="text" value="1"/>	<input type="text" value="0"/>	<input type="text" value="0"/>	<input type="text" value="0"/>	6

Hispanic/Latino	<input type="text" value="0"/>	<input type="text" value="2"/>	<input type="text" value="1"/>	<input type="text" value="0"/>	<input type="text" value="0"/>	22
American Indian or Alaska Native	<input type="text" value="0"/>	<input type="text" value="1"/>	<input type="text" value="0"/>	<input type="text" value="0"/>	<input type="text" value="0"/>	1
Asian	<input type="text" value="2"/>	<input type="text" value="1"/>	<input type="text" value="1"/>	<input type="text" value="0"/>	<input type="text" value="0"/>	25
Black or African American	<input type="text" value="6"/>	<input type="text" value="3"/>	<input type="text" value="4"/>	<input type="text" value="0"/>	<input type="text" value="0"/>	30
Native Hawaiian or Other Pacific Islander	<input type="text" value="0"/>	<input type="text" value="0"/>	<input type="text" value="0"/>	<input type="text" value="0"/>	<input type="text" value="0"/>	0
White	<input type="text" value="9"/>	<input type="text" value="19"/>	<input type="text" value="26"/>	<input type="text" value="0"/>	<input type="text" value="0"/>	300
Two or more races	<input type="text" value="0"/>	<input type="text" value="0"/>	<input type="text" value="1"/>	<input type="text" value="0"/>	<input type="text" value="0"/>	7
Race and ethnicity unknown	<input type="text" value="4"/>	<input type="text" value="20"/>	<input type="text" value="0"/>	<input type="text" value="0"/>	<input type="text" value="0"/>	65
<b>Total women</b>	24	47	33	0	0	456
<b>Total (men+women)</b>	28	71	44	0	1	875
Total from prior year	<b>28</b>	<b>63</b>	<b>39</b>			<b>808</b>

Institution: University of Missouri-Kansas City (178402)

User ID: 29C0011

**Part D - Graduate assistants****Number of Graduate Assistants****As of November 1, 2019**

- Report Hispanic/Latino individuals of any race as Hispanic/Latino
- Report race for non-Hispanic/Latino individuals only

**Men**

Race/ethnicity	<u>Teaching</u> 25-9044	<u>Research</u>	<u>Other</u> 11-0000, 13-0000, 15-0000, 17-0000, 19-0000, 21-0000, 23-0000, 27-0000, 25-4000, 25-4010, 25-4020, 25-4030, 25-2000, 25-3000, 25-9000, 29-0000	Total
<u>Nonresident alien</u>	<input type="text" value="42"/>	<input type="text" value="42"/>	<input type="text" value="19"/>	103
<u>Hispanic/Latino</u>	<input type="text" value="5"/>	<input type="text" value="5"/>	<input type="text" value="3"/>	13
<u>American Indian or Alaska Native</u>	<input type="text" value="0"/>	<input type="text" value="0"/>	<input type="text" value="0"/>	0
<u>Asian</u>	<input type="text" value="4"/>	<input type="text" value="3"/>	<input type="text" value="2"/>	9
<u>Black or African American</u>	<input type="text" value="3"/>	<input type="text" value="2"/>	<input type="text" value="5"/>	10
<u>Native Hawaiian or Other Pacific Islander</u>	<input type="text" value="0"/>	<input type="text" value="0"/>	<input type="text" value="0"/>	0
<u>White</u>	<input type="text" value="49"/>	<input type="text" value="23"/>	<input type="text" value="17"/>	89
Two or more races	<input type="text" value="1"/>	<input type="text" value="1"/>	<input type="text" value="1"/>	3
<u>Race and ethnicity unknown</u>	<input type="text" value="18"/>	<input type="text" value="9"/>	<input type="text" value="7"/>	34
<b>Total men</b>	122	85	54	261

**Women**

Race/ethnicity	<u>Teaching</u> 25-9044	<u>Research</u>	<u>Other</u> 11-0000, 13-0000, 15-0000, 17-0000, 19-0000, 21-0000, 23-0000, 27-0000, 25-4000, 25-4010, 25-4020, 25-4030, 25-2000, 25-3000, 25-9000, 29-0000	Total
Nonresident alien	<input type="text" value="27"/>	<input type="text" value="15"/>	<input type="text" value="11"/>	53
Hispanic/Latino	<input type="text" value="7"/>	<input type="text" value="1"/>	<input type="text" value="1"/>	9
American Indian or Alaska Native	<input type="text" value="0"/>	<input type="text" value="0"/>	<input type="text" value="0"/>	0
Asian	<input type="text" value="3"/>	<input type="text" value="2"/>	<input type="text" value="2"/>	7
Black or African American	<input type="text" value="3"/>	<input type="text" value="3"/>	<input type="text" value="4"/>	10



Native Hawaiian or Other Pacific Islander	<input type="text" value="0"/>	<input type="text" value="0"/>	<input type="text" value="0"/>	0
White	<input type="text" value="52"/>	<input type="text" value="16"/>	<input type="text" value="31"/>	99
Two or more races	<input type="text" value="2"/>	<input type="text" value="2"/>	<input type="text" value="0"/>	4
Race and ethnicity unknown	<input type="text" value="10"/>	<input type="text" value="9"/>	<input type="text" value="10"/>	29
<b>Total women</b>	104	48	59	211
<b>Total (men+women)</b>	226	133	113	472
Total from prior year	<b>255</b>	<b>138</b>	<b>93</b>	<b>486</b>

Institution: University of Missouri-Kansas City (178402)

User ID: 29C0011

**Part E - Part-time Staff by Occupational Category and Tenure Status**

**Number of Part-time Staff**

**As of November 1, 2019**

**Non-medical school staff**

With Faculty Status


Occupational category	Not on Tenure Track						Without Faculty Status	Total
	<u>Tenured</u>	<u>On Tenure Track</u>	<u>Multi-year</u>	<u>Annual contract</u>	<u>Less-than-annual contract</u>	<u>Indefinite duration (continuing or at-will)</u>		
<u>Primarily Instruction</u>	2	0	0	12	333	0	0	347
? Exclusively credit	<input type="text" value="2"/>	<input type="text" value="0"/>	<input type="text" value="0"/>	<input type="text" value="12"/>	<input type="text" value="333"/>	<input type="text" value="0"/>	<input type="text" value="0"/>	347
? Exclusively not-for-credit	<input type="text" value="0"/>	<input type="text" value="0"/>	<input type="text" value="0"/>	<input type="text" value="0"/>	<input type="text" value="0"/>	<input type="text" value="0"/>	<input type="text" value="0"/>	0
Combined credit/not-for-credit	<input type="text" value="0"/>	<input type="text" value="0"/>	<input type="text" value="0"/>	<input type="text" value="0"/>	<input type="text" value="0"/>	<input type="text" value="0"/>	<input type="text" value="0"/>	0
<u>Instruction/research/public service staff</u>	<input type="text" value="0"/>	<input type="text" value="0"/>	<input type="text" value="0"/>	<input type="text" value="1"/>	<input type="text" value="34"/>	<input type="text" value="0"/>	<input type="text" value="0"/>	35
<u>Research staff</u>	<input type="text" value="0"/>	<input type="text" value="0"/>	<input type="text" value="0"/>	<input type="text" value="0"/>	<input type="text" value="1"/>	<input type="text" value="0"/>	<input type="text" value="0"/>	1
<u>Public Service staff</u>	<input type="text" value="0"/>	<input type="text" value="0"/>	<input type="text" value="0"/>	<input type="text" value="2"/>	<input type="text" value="10"/>	<input type="text" value="0"/>	<input type="text" value="0"/>	12
<u>Archivists, Curators, and Museum Technicians 25-4010</u>	<input type="text" value="0"/>	<input type="text" value="0"/>	<input type="text" value="0"/>	<input type="text" value="0"/>	<input type="text" value="0"/>	<input type="text" value="0"/>	<input type="text" value="0"/>	0
<u>Librarians and Media Collections Specialists 25-4020</u>	<input type="text" value="0"/>	<input type="text" value="0"/>	<input type="text" value="0"/>	<input type="text" value="0"/>	<input type="text" value="0"/>	<input type="text" value="0"/>	<input type="text" value="0"/>	0
<u>Library Technicians 25-4030</u>	<input type="text" value="0"/>	<input type="text" value="0"/>	<input type="text" value="0"/>	<input type="text" value="0"/>	<input type="text" value="0"/>	<input type="text" value="0"/>	<input type="text" value="0"/>	0
? <u>Student and Academic Affairs and Other Education Services Occupations 25-2000 + 25-3000 + 25-9000</u>	<input type="text" value="3"/>	<input type="text" value="0"/>	<input type="text" value="0"/>	<input type="text" value="0"/>	<input type="text" value="0"/>	<input type="text" value="0"/>	<input type="text" value="31"/>	34
<u>Management Occupations 11-0000</u>	<input type="text" value="2"/>	<input type="text" value="0"/>	<input type="text" value="0"/>	<input type="text" value="0"/>	<input type="text" value="0"/>	<input type="text" value="0"/>	<input type="text" value="0"/>	2
<u>Business and Financial Operations Occupations 13-0000</u>	<input type="text" value="0"/>	<input type="text" value="0"/>	<input type="text" value="0"/>	<input type="text" value="0"/>	<input type="text" value="0"/>	<input type="text" value="0"/>	<input type="text" value="4"/>	4
<u>Computer, Engineering, and Science Occupations 15-0000 + 17-0000 + 19-0000</u>	<input type="text" value="0"/>	<input type="text" value="0"/>	<input type="text" value="0"/>	<input type="text" value="0"/>	<input type="text" value="0"/>	<input type="text" value="0"/>	<input type="text" value="18"/>	18

<u>Community, Social Service, Legal, Arts, Design, Entertainment, Sports, and Media Occupations</u> 21-0000 + 23-0000 + 27-0000	0	0	0	0	0	0	22	22
<u>Healthcare Practitioners and Technical Occupations</u> 29-0000	0	0	0	0	0	0	24	24
Total	7	0	0	15	378	0	99	499
Total from prior year	12	1		17	331		112	473

**Medical school staff**

With Faculty Status

Occupational category	Not on Tenure Track						Without Faculty Status	Total
	<u>Tenured</u>	<u>On Tenure Track</u>	<u>Multi-year</u>	<u>Annual contract</u>	<u>Less-than-annual contract</u>	<u>Indefinite duration (continuing or at-will)</u>		
Primarily Instruction	0	0	0	4	223	0	0	227
Exclusively credit	0	0	0	4	223	0	0	227
Exclusively not-for-credit	0	0	0	0	0	0	0	0
Combined credit/not-for-credit	0	0	0	0	0	0	0	0
Instruction/research/public service staff	0	0	0	0	0	0	0	0
Research staff	0	0	0	1	0	0	0	1
Public Service staff	0	0	0	0	0	0	0	0
Archivists, Curators, and Museum Technicians 25-4010	0	0	0	0	0	0	0	0
Librarians and Media Collections Specialists 25-4020	0	0	0	0	0	0	0	0
Library Technicians 25-4030	0	0	0	0	0	0	0	0
Student and Academic Affairs and Other Education Services Occupations 25-2000 + 25-3000 + 25-9000	0	0	0	0	0	0	0	0
Management Occupations 11-0000	0	0	0	0	0	0	0	0
Business and Financial Operations Occupations 13-0000	0	0	0	0	0	0	0	0
								4

Computer, Engineering, and Science Occupations 15-0000 + 17-0000 + 19-0000	<input type="text" value="0"/>	<input type="text" value="0"/>	<input type="text" value="0"/>	<input type="text" value="0"/>	<input type="text" value="0"/>	<input type="text" value="0"/>	<input type="text" value="4"/>	
Community, Social Service, Legal, Arts, Design, Entertainment, Sports, and Media Occupations 21-0000 + 23-0000 + 27-0000	<input type="text" value="0"/>	<input type="text" value="0"/>	<input type="text" value="0"/>	<input type="text" value="0"/>	<input type="text" value="0"/>	<input type="text" value="0"/>	<input type="text" value="0"/>	0
Healthcare Practitioners and Technical Occupations 29-0000	<input type="text" value="0"/>	<input type="text" value="0"/>	<input type="text" value="0"/>	<input type="text" value="0"/>	<input type="text" value="0"/>	<input type="text" value="0"/>	<input type="text" value="0"/>	0
Total	 0	0	0	5	223	0	4	232
Total from prior year	<b>1</b>	<b>0</b>		<b>2</b>	<b>199</b>		<b>3</b>	<b>205</b>

Institution: University of Missouri-Kansas City (178402)

User ID: 29C0011

**Part E - Part-time Staff by Medical School Status**

<b>Number of <u>Part-time Staff</u></b>			
<b>As of November 1, 2019</b>			
Occupational category	Total (carried forward from Part D)	Non-medical school staff	Medical school staff
<u>Service Occupations</u> 31-0000 + 33-0000 + 35-0000 + 37-0000 + 39-0000	28	<input type="text" value="28"/>	<input type="text" value="0"/>
<u>Sales and Related Occupations</u> 41-0000	71	<input type="text" value="11"/>	<input type="text" value="60"/>
<u>Office and Administrative Support Occupations</u> 43-0000	44	<input type="text" value="39"/>	<input type="text" value="5"/>
<u>Natural Resources, Construction, and Maintenance Occupations</u> 45-0000 + 47-0000 + 49-0000	0	<input type="text" value="0"/>	<input type="text" value="0"/>
<u>Production, Transportation, and Material Moving Occupations</u> 51-0000 + 53-0000	1	<input type="text" value="1"/>	<input type="text" value="0"/>
Total		79	65
PY Total		<b>68</b>	<b>62</b>
<b>Graduate Assistants</b>			
<u>Teaching</u> 25-9044	226	<input type="text" value="226"/>	<input type="text" value="0"/>
<u>Research</u>	133	<input type="text" value="125"/>	<input type="text" value="8"/>
<u>Other</u> 11-0000, 13-0000, 15-0000, 17-0000, 19-0000, 21-0000, 23-0000, 27-0000, 25-4000, 25-4010, 25-4020, 25-4030, 25-2000, 25-3000, 25-9000, 29-0000	113	<input type="text" value="110"/>	<input type="text" value="3"/>
Total	472	461	11
PY Graduate Assistants		<b>477</b>	<b>9</b>

Institution: University of Missouri-Kansas City (178402)

User ID: 29C0011

**Part F - Part-time Summary Non-medical school staff**

Summary of Part-time Non-medical School Staff								
As of November 1, 2019								
Occupational category	With Faculty Status						Without Faculty Status	Total
	Tenured	On Tenure Track	Not on Tenure Track					
			Multi-year	Annual contract	Less-than-annual contract	Indefinite duration (continuing or at-will)		
Primarily Instruction	2	0	0	12	333	0	0	347
Exclusively credit	2	0	0	12	333	0	0	347
Exclusively not-for-credit	0	0	0	0	0	0	0	0
Combined credit/not-for-credit	0	0	0	0	0	0	0	0
Instruction/research/public service staff	0	0	0	1	34	0	0	35
Research staff	0	0	0	0	1	0	0	1
Public Service staff	0	0	0	2	10	0	0	12
Archivists, Curators, and Museum Technicians 25-4010	0	0	0	0	0	0	0	0
Librarians and Media Collections Specialists 25-4020	0	0	0	0	0	0	0	0
Library Technicians 25-4030	0	0	0	0	0	0	0	0
Student and Academic Affairs and Other Education Services Occupations 25-2000 + 25-3000 + 25-9000	3	0	0	0	0	0	31	34
Management Occupations 11-0000	2	0	0	0	0	0	0	2
Business and Financial Operations Occupations 13-0000	0	0	0	0	0	0	4	4
Computer, Engineering, and Science Occupations 15-0000 + 17-0000 + 19-0000	0	0	0	0	0	0	18	18
Community, Social Service, Legal, Arts, Design, Entertainment, Sports, and Media Occupations 21-0000 + 23-0000 + 27-0000	0	0	0	0	0	0	22	22
Healthcare Practitioners and Technical Occupations 29-0000	0	0	0	0	0	0	24	24

Service Occupations 31-0000 + 33-0000 + 35-0000 + 37-0000 + 39-0000		28
Sales and Related Occupations 41-0000		11
Office and Administrative Support Occupations 43-0000		39
Natural Resources, Construction, and Maintenance Occupations 45-0000 + 47-0000 + 49-0000		0
Production, Transportation, and Material Moving Occupations 51-0000 + 53-0000		1
Graduate Assistants		461
Teaching 25-9044		226
Research		125
Other 11-0000, 13-0000, 15-0000, 17-0000, 19-0000, 21-0000, 23-0000, 27-0000, 25-4000, 25-4010, 25-4020, 25-4030, 25-2000, 25-3000, 25-9000, 29-0000		110
Total		1,039

Institution: University of Missouri-Kansas City (178402)

User ID: 29C0011

**Part F - Part-time Summary Medical school staff****Summary of Part-time Medical School Staff****As of November 1, 2019**

Occupational category	With Faculty Status						Without Faculty Status	Total
	Tenured	On Tenure Track	Not on Tenure Track					
			Multi-year	Annual contract	Less-than-annual contract	Indefinite duration (continuing or at-will)		
Primarily Instruction	0	0	0	4	223	0	0	227
Exclusively credit	0	0	0	4	223	0	0	227
Exclusively not-for-credit	0	0	0	0	0	0	0	0
Combined credit/not-for-credit	0	0	0	0	0	0	0	0
Instruction/research/public service staff	0	0	0	0	0	0	0	0
Research staff	0	0	0	1	0	0	0	1
Public Service staff	0	0	0	0	0	0	0	0
Archivists, Curators, and Museum Technicians 25-2000 + 25-3000 + 25-9000	0	0	0	0	0	0	0	0
Librarians and Media Collections Specialists 25-4020	0	0	0	0	0	0	0	0
Library Technicians 25-4030	0	0	0	0	0	0	0	0
Student and Academic Affairs and Other Education Services Occupations 25-2000 + 25-3000 + 25-9000	0	0	0	0	0	0	0	0
Management Occupations 11-0000	0	0	0	0	0	0	0	0
Business and Financial Operations Occupations 13-0000	0	0	0	0	0	0	0	0
Computer, Engineering, and Science Occupations 15-0000 + 17-0000 + 19-0000	0	0	0	0	0	0	4	4
Community, Social Service, Legal, Arts, Design, Entertainment, Sports, and Media Occupations 21-0000 + 23-0000 + 27-0000	0	0	0	0	0	0	0	0
Healthcare Practitioners and Technical Occupations 29-0000	0	0	0	0	0	0	0	0



Service Occupations 31-0000 + 33-0000 + 35-0000 + 37-0000 + 39-0000		0
Sales and Related Occupations 41-0000		60
Office and Administrative Support Occupations 43-0000		5
Natural Resources, Construction, and Maintenance Occupations 45-0000 + 47-0000 + 49-0000		0
Production, Transportation, and Material Moving Occupations 51-0000 + 53-0000		0
Graduate Assistants		11
Teaching 25-9044		0
Research		8
Other 11-0000, 13-0000, 15-0000, 17-0000, 19-0000, 21-0000, 23-0000, 27-0000, 25-4000, 25-4010, 25-4020, 25-4030, 25-2000, 25-3000, 25-9000, 29-0000		3
Total		308

Institution: University of Missouri-Kansas City (178402)

User ID: 29C0011

**Part H - New Hires, Full-time Instructional Staff by Tenure Status**

**Number of Newly Hired Full-time Permanent Instructional Staff**  
**(Hired full-time between November 1, 2018 - October 31, 2019)**

- Report Hispanic/Latino individuals of any race as Hispanic/Latino
- Report race for non-Hispanic/Latino individuals only
- Include Primarily Instruction and Instruction Combined with Research and Public Service
- Include both medical school and non-medical school staff

**Men**

Race/ethnicity	With <u>Faculty Status</u>						Without Faculty Status	Total
	<u>Not on Tenure Track</u>							
	<u>Tenured</u>	<u>On Tenure Track</u>	<u>Multi-year</u>	<u>Annual contract</u>	<u>Less-than-annual contract</u>	<u>Indefinite duration (continuing or at-will)</u>		
Nonresident alien	0	1	0	1	0	0	0	2
Hispanic/Latino	0	0	0	0	0	0	0	0
<u>American Indian or Alaska Native</u>	0	0	0	0	0	0	0	0
<u>Asian</u>	1	0	0	0	0	0	0	1
<u>Black or African American</u>	0	2	0	0	0	0	0	2
<u>Native Hawaiian or Other Pacific Islander</u>	0	0	0	0	0	0	0	0
<u>White</u>	2	4	0	9	0	0	0	15
Two or more races	0	0	0	0	0	0	0	0
<u>Race and ethnicity unknown</u>	0	1	0	1	0	0	0	2
<b>Total men</b>	3	8	0	11	0	0	0	22

**Women**

Race/ethnicity	With <u>Faculty Status</u>						Without Faculty Status	Total
	<u>Not on Tenure Track</u>							
	<u>Tenured</u>	<u>On Tenure Track</u>	<u>Multi-year</u>	<u>Annual contract</u>	<u>Less-than-annual contract</u>	<u>Indefinite duration (continuing or at-will)</u>		
Nonresident alien	0	0	0	3	0	0	0	3

Hispanic/Latino	<input type="text" value="0"/>	<input type="text" value="0"/>	<input type="text" value="0"/>	<input type="text" value="0"/>	<input type="text" value="0"/>	<input type="text" value="0"/>	<input type="text" value="0"/>	0
American Indian or Alaska Native	<input type="text" value="0"/>	<input type="text" value="0"/>	<input type="text" value="0"/>	<input type="text" value="0"/>	<input type="text" value="0"/>	<input type="text" value="0"/>	<input type="text" value="0"/>	0
Asian	<input type="text" value="1"/>	<input type="text" value="2"/>	<input type="text" value="0"/>	<input type="text" value="1"/>	<input type="text" value="0"/>	<input type="text" value="0"/>	<input type="text" value="0"/>	4
Black or African American	<input type="text" value="0"/>	<input type="text" value="0"/>	<input type="text" value="0"/>	<input type="text" value="2"/>	<input type="text" value="0"/>	<input type="text" value="0"/>	<input type="text" value="0"/>	2
Native Hawaiian or Other Pacific Islander	<input type="text" value="0"/>	<input type="text" value="0"/>	<input type="text" value="0"/>	<input type="text" value="1"/>	<input type="text" value="0"/>	<input type="text" value="0"/>	<input type="text" value="0"/>	1
White	<input type="text" value="0"/>	<input type="text" value="2"/>	<input type="text" value="0"/>	<input type="text" value="11"/>	<input type="text" value="0"/>	<input type="text" value="0"/>	<input type="text" value="0"/>	13
Two or more races	<input type="text" value="0"/>	<input type="text" value="0"/>	<input type="text" value="0"/>	<input type="text" value="0"/>	<input type="text" value="0"/>	<input type="text" value="0"/>	<input type="text" value="0"/>	0
Race and ethnicity unknown	<input type="text" value="0"/>	<input type="text" value="0"/>	<input type="text" value="0"/>	<input type="text" value="3"/>	<input type="text" value="0"/>	<input type="text" value="0"/>	<input type="text" value="0"/>	3
<b>Total women</b>	1	4	0	21	0	0	0	26
<b>Total (men+women)</b>	4	12	0	32	0	0	0	48

Institution: University of Missouri-Kansas City (178402)

User ID: 29C0011

**Part H - New Hires, Full-time Staff by Occupational Category**

**Number of Newly Hired Full-time Staff**

(Hired full-time between November 1, 2018 - October 31, 2019)

- Report Hispanic/Latino individuals of any race as Hispanic/Latino
- Report race for non-Hispanic/Latino individuals only
- Include both medical school and non-medical school staff

**Men**

Race/ethnicity	<u>Instructional Staff</u> (from Part H, screen 1)	<u>Research staff</u>	<u>Public Service staff</u>	<u>Library and Student and Academic Affairs and Other Education Services Occupations</u> 25-4000 + 25-2000 + 25-3000 + 25-9000
<u>Nonresident alien</u>	2	<input type="text" value="5"/>	<input type="text" value="0"/>	<input type="text" value="0"/>
<u>Hispanic/Latino</u>	0	<input type="text" value="0"/>	<input type="text" value="0"/>	<input type="text" value="0"/>
<u>American Indian or Alaska Native</u>	0	<input type="text" value="0"/>	<input type="text" value="0"/>	<input type="text" value="0"/>
<u>Asian</u>	1	<input type="text" value="0"/>	<input type="text" value="0"/>	<input type="text" value="0"/>
<u>Black or African American</u>	2	<input type="text" value="0"/>	<input type="text" value="0"/>	<input type="text" value="0"/>
<u>Native Hawaiian or Other Pacific Islander</u>	0	<input type="text" value="0"/>	<input type="text" value="0"/>	<input type="text" value="0"/>
<u>White</u>	15	<input type="text" value="1"/>	<input type="text" value="0"/>	<input type="text" value="0"/>
Two or more races	0	<input type="text" value="0"/>	<input type="text" value="0"/>	<input type="text" value="0"/>
<u>Race and ethnicity unknown</u>	2	<input type="text" value="0"/>	<input type="text" value="0"/>	<input type="text" value="1"/>
<b>Total men</b>	22	6	0	1

**Women**

Race/ethnicity	<u>Instructional Staff</u> (from Part H, screen 1)	<u>Research staff</u>	<u>Public Service staff</u>	<u>Library and Student and Academic Affairs and Other Education Services Occupations</u> 25-4000 + 25-2000 + 25-3000 + 25-9000
<u>Nonresident alien</u>	3	<input type="text" value="0"/>	<input type="text" value="0"/>	<input type="text" value="0"/>
<u>Hispanic/Latino</u>	0	<input type="text" value="0"/>	<input type="text" value="1"/>	<input type="text" value="0"/>
<u>American Indian or Alaska Native</u>	0	<input type="text" value="0"/>	<input type="text" value="0"/>	<input type="text" value="0"/>
<u>Asian</u>	4	<input type="text" value="0"/>	<input type="text" value="0"/>	<input type="text" value="0"/>
<u>Black or African American</u>	2	<input type="text" value="0"/>	<input type="text" value="0"/>	<input type="text" value="1"/>

Native Hawaiian or Other Pacific Islander	1	<input type="text" value="0"/>	<input type="text" value="0"/>	<input type="text" value="0"/>
White	13	<input type="text" value="1"/>	<input type="text" value="2"/>	<input type="text" value="10"/>
Two or more races	0	<input type="text" value="1"/>	<input type="text" value="0"/>	<input type="text" value="0"/>
Race and ethnicity unknown	3	<input type="text" value="0"/>	<input type="text" value="0"/>	<input type="text" value="1"/>
<b>Total women</b>	26	2	3	12
<b>Total (men+women)</b>	48	8	3	13

Institution: University of Missouri-Kansas City (178402)

User ID: 29C0011

**Part H - New Hires, Full-time Staff by Occupational Category**

**Number of Newly Hired Full-time Staff**

(Hired full-time between November 1, 2018 - October 31, 2019)

- Report Hispanic/Latino individuals of any race as Hispanic/Latino
- Report race for non-Hispanic/Latino individuals only

**Men**

Race/ethnicity	<u>Management Occupations</u> 11-0000	<u>Business and Financial Operations Occupations</u> 13-0000	<u>Computer, Engineering, and Science Occupations</u> 15-0000 + 17-0000 + 19-0000	<u>Community, Social Service, Legal, Arts, Design, Entertainment, Sports, and Media Occupations</u> 21-0000 + 23-0000 + 27-0000	<u>Healthcare Practitioners and Technical Occupations</u> 29-0000
<u>Nonresident alien</u>	<input type="text" value="0"/>	<input type="text" value="0"/>	<input type="text" value="6"/>	<input type="text" value="0"/>	<input type="text" value="11"/>
<u>Hispanic/Latino</u>	<input type="text" value="0"/>	<input type="text" value="0"/>	<input type="text" value="0"/>	<input type="text" value="3"/>	<input type="text" value="4"/>
<u>American Indian or Alaska Native</u>	<input type="text" value="0"/>	<input type="text" value="0"/>	<input type="text" value="0"/>	<input type="text" value="0"/>	<input type="text" value="0"/>
<u>Asian</u>	<input type="text" value="1"/>	<input type="text" value="0"/>	<input type="text" value="0"/>	<input type="text" value="0"/>	<input type="text" value="8"/>
<u>Black or African American</u>	<input type="text" value="1"/>	<input type="text" value="1"/>	<input type="text" value="0"/>	<input type="text" value="2"/>	<input type="text" value="0"/>
<u>Native Hawaiian or Other Pacific Islander</u>	<input type="text" value="0"/>	<input type="text" value="0"/>	<input type="text" value="0"/>	<input type="text" value="0"/>	<input type="text" value="0"/>
<u>White</u>	<input type="text" value="9"/>	<input type="text" value="8"/>	<input type="text" value="15"/>	<input type="text" value="14"/>	<input type="text" value="36"/>
Two or more races	<input type="text" value="0"/>	<input type="text" value="0"/>	<input type="text" value="0"/>	<input type="text" value="0"/>	<input type="text" value="3"/>
<u>Race and ethnicity unknown</u>	<input type="text" value="1"/>	<input type="text" value="0"/>	<input type="text" value="3"/>	<input type="text" value="3"/>	<input type="text" value="11"/>
<b>Total men</b>	12	9	24	22	73

**Women**

Race/ethnicity	<u>Management Occupations</u> 11-0000	<u>Business and Financial Operations Occupations</u> 13-0000	<u>Computer, Engineering, and Science Occupations</u> 15-0000 + 17-0000 + 19-0000	<u>Community, Social Service, Legal, Arts, Design, Entertainment, Sports, and Media Occupations</u> 21-0000 + 23-0000 + 27-0000	<u>Healthcare Practitioners and Technical Occupations</u> 29-0000
Nonresident alien	<input type="text" value="1"/>	<input type="text" value="0"/>	<input type="text" value="3"/>	<input type="text" value="0"/>	<input type="text" value="5"/>
Hispanic/Latino	<input type="text" value="1"/>	<input type="text" value="1"/>	<input type="text" value="0"/>	<input type="text" value="1"/>	<input type="text" value="2"/>

American Indian or Alaska Native	<input type="text" value="0"/>	<input type="text" value="0"/>	<input type="text" value="0"/>	<input type="text" value="0"/>	<input type="text" value="0"/>
Asian	<input type="text" value="0"/>	<input type="text" value="1"/>	<input type="text" value="1"/>	<input type="text" value="0"/>	<input type="text" value="7"/>
Black or African American	<input type="text" value="1"/>	<input type="text" value="4"/>	<input type="text" value="5"/>	<input type="text" value="5"/>	<input type="text" value="5"/>
Native Hawaiian or Other Pacific Islander	<input type="text" value="0"/>	<input type="text" value="0"/>	<input type="text" value="0"/>	<input type="text" value="0"/>	<input type="text" value="0"/>
White	<input type="text" value="2"/>	<input type="text" value="9"/>	<input type="text" value="2"/>	<input type="text" value="17"/>	<input type="text" value="24"/>
Two or more races	<input type="text" value="0"/>	<input type="text" value="0"/>	<input type="text" value="1"/>	<input type="text" value="2"/>	<input type="text" value="3"/>
Race and ethnicity unknown	<input type="text" value="0"/>	<input type="text" value="1"/>	<input type="text" value="3"/>	<input type="text" value="5"/>	<input type="text" value="10"/>
<b>Total women</b>	5	16	15	30	56
<b>Total (men+women)</b>	17	25	39	52	129

Institution: University of Missouri-Kansas City (178402)

User ID: 29C0011

**Part H - New Hires, Full-time Staff by Occupational Category**

**Number of Newly Hired Full-time Staff**

(Hired full-time between November 1, 2018 - October 31, 2019)

- Report Hispanic/Latino individuals of any race as Hispanic/Latino
- Report race for non-Hispanic/Latino individuals only
- Include both medical school and non-medical school staff

**Men**

Race/ethnicity	<u>Service Occupations</u> 31-0000 + 33-0000 + 35-0000 + 37-0000 + 39-0000	<u>Sales and Related Occupations</u> 41-0000	<u>Office and Administrative Support Occupations</u> 43-0000	<u>Natural Resources, Construction, and Maintenance Occupations</u> 45-0000 + 47-0000 + 49-0000	<u>Production, Transportation, and Material Moving Occupations</u> 51-0000 + 53-0000	<b>Grand Total (All full-time new hires)</b>
<u>Nonresident alien</u>	<input type="text" value="0"/>	<input type="text" value="0"/>	<input type="text" value="0"/>	<input type="text" value="0"/>	<input type="text" value="0"/>	24
<u>Hispanic/Latino</u>	<input type="text" value="0"/>	<input type="text" value="0"/>	<input type="text" value="1"/>	<input type="text" value="0"/>	<input type="text" value="0"/>	8
<u>American Indian or Alaska Native</u>	<input type="text" value="0"/>	<input type="text" value="0"/>	<input type="text" value="0"/>	<input type="text" value="0"/>	<input type="text" value="0"/>	0
<u>Asian</u>	<input type="text" value="0"/>	<input type="text" value="0"/>	<input type="text" value="0"/>	<input type="text" value="0"/>	<input type="text" value="0"/>	10
<u>Black or African American</u>	<input type="text" value="1"/>	<input type="text" value="0"/>	<input type="text" value="1"/>	<input type="text" value="1"/>	<input type="text" value="0"/>	9
<u>Native Hawaiian or Other Pacific Islander</u>	<input type="text" value="0"/>	<input type="text" value="0"/>	<input type="text" value="0"/>	<input type="text" value="0"/>	<input type="text" value="0"/>	0
<u>White</u>	<input type="text" value="2"/>	<input type="text" value="0"/>	<input type="text" value="9"/>	<input type="text" value="2"/>	<input type="text" value="0"/>	111
Two or more races	<input type="text" value="0"/>	<input type="text" value="0"/>	<input type="text" value="0"/>	<input type="text" value="0"/>	<input type="text" value="1"/>	4
<u>Race and ethnicity unknown</u>	<input type="text" value="1"/>	<input type="text" value="0"/>	<input type="text" value="0"/>	<input type="text" value="1"/>	<input type="text" value="0"/>	23
<b>Total men</b>	4	0	11	4	1	189

**Women**

Race/ethnicity	<u>Service Occupations</u> 31-0000 + 33-0000 + 35-0000 + 37-0000 + 39-0000	<u>Sales and Related Occupations</u> 41-0000	<u>Office and Administrative Support Occupations</u> 43-0000	<u>Natural Resources, Construction, and Maintenance Occupations</u> 45-0000 + 47-0000 + 49-0000	<u>Production, Transportation, and Material Moving Occupations</u> 51-0000 + 53-0000	<b>Grand Total (All full-time new hires)</b>
----------------	---	---	---	--	--	--



Nonresident alien	<input type="text" value="0"/>	<input type="text" value="0"/>	<input type="text" value="0"/>	<input type="text" value="0"/>	<input type="text" value="0"/>	12
Hispanic/Latino	<input type="text" value="0"/>	<input type="text" value="0"/>	<input type="text" value="8"/>	<input type="text" value="0"/>	<input type="text" value="0"/>	14
American Indian or Alaska Native	<input type="text" value="0"/>	<input type="text" value="0"/>	<input type="text" value="0"/>	<input type="text" value="0"/>	<input type="text" value="0"/>	0
Asian	<input type="text" value="0"/>	<input type="text" value="0"/>	<input type="text" value="2"/>	<input type="text" value="0"/>	<input type="text" value="0"/>	15
Black or African American	<input type="text" value="2"/>	<input type="text" value="0"/>	<input type="text" value="7"/>	<input type="text" value="0"/>	<input type="text" value="0"/>	32
Native Hawaiian or Other Pacific Islander	<input type="text" value="0"/>	<input type="text" value="0"/>	<input type="text" value="0"/>	<input type="text" value="0"/>	<input type="text" value="0"/>	1
White	<input type="text" value="3"/>	<input type="text" value="0"/>	<input type="text" value="28"/>	<input type="text" value="0"/>	<input type="text" value="0"/>	111
Two or more races	<input type="text" value="0"/>	<input type="text" value="0"/>	<input type="text" value="2"/>	<input type="text" value="0"/>	<input type="text" value="0"/>	9
Race and ethnicity unknown	<input type="text" value="1"/>	<input type="text" value="0"/>	<input type="text" value="7"/>	<input type="text" value="0"/>	<input type="text" value="0"/>	31
<b>Total women</b>	6	0	54	0	0	225
<b>Total (men+women)</b>	10	0	65	4	1	414

Institution: University of Missouri-Kansas City (178402)

User ID: 29C0011

**Human Resources Survey Evaluation**

Were any staff members difficult to categorize? If so, please explain in the box below.

Institution: University of Missouri-Kansas City (178402)

User ID: 29C0011

**Prepared by**

The name of the preparer is being collected so that we can follow up with the appropriate person in the event that there are questions concerning the data. The Keyholder will be copied on all email correspondence to other preparers.

The time it took to prepare this component is being collected so that we can continue to improve our estimate of the reporting burden associated with IPEDS. Please include in your estimate the time it took for you to review instructions, query and search data sources, complete and review the component, and submit the data through the Data Collection System.

Thank you for your assistance.

**This survey component was prepared by:**

<input checked="" type="radio"/>	Keyholder	<input type="radio"/>	SFA Contact	<input type="radio"/>	HR Contact
<input type="radio"/>	Finance Contact	<input type="radio"/>	Academic Library Contact	<input type="radio"/>	Other
Name:	<input type="text" value="Randy Sade"/>				
Email:	<input type="text" value="SadeR@umsystem.edu"/>				

**How many staff from your institution only were involved in the data collection and reporting process of this survey component?**

<input type="text" value="4.00"/>	Number of Staff (including yourself)
-----------------------------------	--------------------------------------

**How many hours did you and others from your institution only spend on each of the steps below when responding to this survey component?**

*Exclude the hours spent collecting data for state and other reporting purposes.*

Staff member	Collecting Data Needed		Revising Data to Match IPEDS Requirements		Entering Data		Revising and Locking Data	
	<input type="text"/>	hours	<input type="text"/>	hours	<input type="text"/>	hours	<input type="text"/>	hours
Your office	<input type="text" value="20.00"/>	hours	<input type="text" value="0.00"/>	hours	<input type="text" value="3.00"/>	hours	<input type="text" value="1.75"/>	hours
Other offices	<input type="text" value="60.00"/>	hours	<input type="text" value="0.00"/>	hours	<input type="text" value="6.00"/>	hours	<input type="text" value="1.50"/>	hours

Institution: University of Missouri-Kansas City (178402)

User ID: 29C0011

**Summary****Human Resources Component Summary**

IPEDS collects important information regarding your institution. All data reported in IPEDS survey components become available in the IPEDS Data Center and appear as aggregated data in various Department of Education reports. Additionally, some of the reported data appears specifically for your institution through the College Navigator website and is included in your institution's Data Feedback Report (DFR). The purpose of this summary is to provide you an opportunity to view some of the data that, when accepted through the IPEDS quality control process, will appear on the College Navigator website and/or your DFR. College Navigator is updated approximately three months after the data collection period closes and Data Feedback Reports will be available through the [Data Center](#) and sent to your institution's CEO in November 2019.

Please review your data for accuracy. If you have questions about the data displayed below after reviewing the data reported on the survey screens, please contact the IPEDS Help Desk at: 1-877-225-2568 or [ipedshelp@rti.org](mailto:ipedshelp@rti.org).

<b>Number of staff by employment status and occupational category: Fall 2019</b>			
<b>Occupational category</b>	<b>Reported values</b>		<b>FTE staff</b>
	<b>Number of full-time staff</b>	<b>Number of part-time staff</b>	
<b>Total number of staff</b>	2,344	875	2,636
Instructional Staff	616	609	819
Primary Instruction	555	574	746
Exclusively credit	555	574	746
Exclusively not-for-credit	0	0	0
Combined credit/not-for-credit	0	0	0
Instruction/research/public service	61	35	73
Research Staff	21	2	22
Public Service Staff	4	12	8
Library and Student and Academic Affairs and Other Education Services Occupations SOC	73	34	84
Librarians, Curators, and Archivists SOC 25-4000	35	0	35
Archivists, Curators, and Museum Technicians SOC 25-4010	5	0	5
Librarians SOC 25-4020	30	0	30
Library Technicians SOC 25-4030	0	0	0
Student and Academic Affairs and Other Education Services Occupations SOC 25-2000 + 25-3000 + 25-9000	38	34	49
Management Occupations SOC 11-0000	180	2	181
	166	4	167

Business and Financial Operations Occupations SOC 13-0000			
Computer, Engineering, and Science Occupations SOC 15-0000 + 17-0000 + 19-0000	167	22	174
Community, Social Service, Legal, Arts, Design, Entertainment, Sports and Media Occupations SOC 21-0000 + 23-0000 + 27-0000	248	22	255
Healthcare Practitioners and Technical Occupations SOC 29-0000	426	24	434
Service Occupations SOC 31-0000 + 33-0000 + 35-0000 + 37-0000 + 39-0000	123	28	132
Sales and Related Occupations SOC 41-0000	2	71	26
Office and Administrative Support Occupations SOC 43-0000	255	44	270
Natural Resources, Construction, and Maintenance Occupations SOC 45-0000 + 47-0000 + 49-0000	47	0	47
Production, Transportation, and Material Moving Occupations SOC 51-0000 + 53-0000	16	1	16

NOTE: Full-time-equivalent (FTE) staff is calculated by summing the total number of full-time staff and adding one-third of the total number of part-time staff. Graduate assistants are not included in the above figures. Many of the FTE figures may be included in the DFR.

**Salaries of full-time instructional staff by contract length and academic rank:  
Academic year 2019-20**

Academic rank	Months Covered by Annual Salary				Total Staff for Salary reporting	Total Number of Months	Salary Outlays	Weighted Average Monthly Salaries
	12 months	11 months	10 months	9 months				
<b>All Ranks</b>	208			371	579	5,835	\$52,467,562	\$8,992
Professor	37			99	136	1,335	\$15,858,734	\$11,879
Associate professor	69			153	222	2,205	\$20,072,865	\$9,103
Assistant professor	77			89	166	1,725	\$13,808,613	\$8,005
Instructor	6			10	16	162	\$940,761	\$5,807
Lecturer	8			11	19	195	\$748,314	\$3,838
No academic rank	11			9	20	213	\$1,038,275	\$4,875

NOTE: The above data are based on the Salary Outlays part of the IPEDS HR component. The Weighted average monthly salaries of full-time instructional staff by academic rank are calculated by adding the salary outlays reported for Men plus Women by academic rank, then dividing the sum by the "Total Number of Months" for Men plus Women by academic rank. Salaries of full-time instructional staff paid less than 9 months per year are not collected. Also, salaries of medical school staff are not collected. The weighted average monthly salaries may be included in the DFR.

Institution: University of Missouri-Kansas City (178402)

User ID: 29C0011

Edit Report

**Human Resources**

**University of Missouri-Kansas City (178402)**

Source	Description	Severity	Resolved	Options
--------	-------------	----------	----------	---------

**Global Edits**

Perform Edits	The number of newly hired, full-time Public Service staff reported for Hispanic/Latino women in Part H (1) exceeds the total number of these staff reported in Part B (0). Please correct your data. (Error #1078)	Fatal	Yes	
Reason:	Overridden by administrator. New hires hired during specified period, but as of Nov 1, no longer on pay roll. - SS			
Related Screens:	B1 - FT Non-instructional, Occupation - 1, H - New Hires, Occupation - 1			
Perform Edits	The Equated 9 months Annual Average salaries of No academic rank (Men) reported in Part G3 - Average Salaries for Instructional Staff by Academic Rank has changed significantly since last year. Please review your data and make any necessary corrections, or explain the discrepancy. (Error #1949)	Explanation	Yes	
Reason:	There were 2 newly hired non-ranked faculty with average salary of \$75,000.			
Related Screens:	G3 - Average Salaries for Instructional Staff by Academic Rank			

**Screen: E - PT Staff, Occupation and Tenure - 1**

Upload File	This number is outside the expected range of between 1 and 30 based on the prior year value. Please correct your data or explain. (Error #1387)	Explanation	Yes	
Reason:	There are no part-time On-Tenure Track personnel to report this year.			
Upload File	This number is outside the expected range of between 1 and 30 based on the prior year value. Please correct your data or explain. (Error #1387)	Explanation	Yes	
Reason:	There are no part-time Tenured medical personnel to report this year.			