

# IPEDS 2021-22 Data Collection System

IPEDS HELP DESK (877) 225-2568 | [ipedshelp@rti.org](mailto:ipedshelp@rti.org)

OMB NO. 1850-0582 v.29 : Approval Expires 8/31/2022

User ID: 29C0011

Student Financial Aid 2021-22

2020-21 Data

Institution: Missouri University of Science and Technology (178411)

User ID: 29C0011

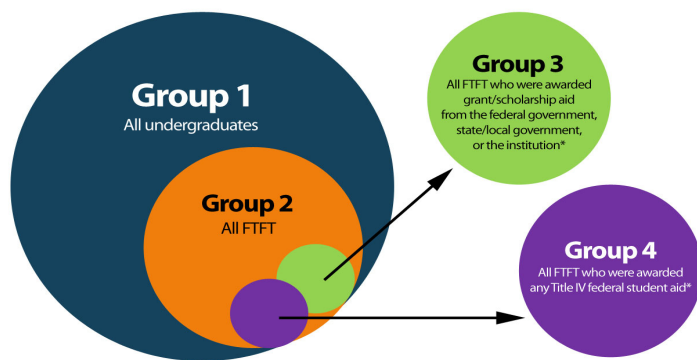
## Overview

### IPEDS Student Financial Aid Component Overview - Public Academic Reporters

Welcome to the Student Financial Aid (SFA) component. The purpose of the SFA component is to collect information about financial aid provided to various groups of undergraduate students and military/veteran educational benefits for all students at your institution.

#### Data Reporting Reminders:

- Report data to accurately reflect the time period corresponding with the IPEDS survey component, even if such reporting is seemingly inconsistent with prior-year reporting. For example, if a summer term began later than usual due to Coronavirus Pandemic postponements, continue to report using the timeframes as defined in the IPEDS instructions. NCES expects that some data reported during the 2021-22 data collection year will vary from established prior trends due to the impacts of Coronavirus Pandemic. If an error edit is triggered even when submitting accurate data, please indicate in the corresponding context box or verbally to the Help Desk that the seemingly inconsistent data are accurate and reflect the effects of Coronavirus Pandemic.
- Undergraduate Student Groups  
You will be asked to report information for different groups of students.
  - Group 1: All undergraduate students
  - Group 2: Of Group 1, full-time, first-time degree/certificate-seeking students (FTFT)
  - Group 3: Of Group 2, FTFT students who paid the in-state/in-district tuition rate and were awarded any grant/scholarship aid from the federal government, state/local government, or the institution
  - Group 4: Of Group 2, FTFT students who paid the in-state/in-district tuition rate and were awarded any Title IV federal student aid



\*For public institutions, include only those students paying the in-state or in-district tuition rate. For program reporters, include only those students enrolled in the institution's largest program.

- COA Revisions  
Revisions to Cost of Attendance (COA) used to calculate the net price of attendance can be made in this component. Consult the instructions and screens to make sure you are reporting the correct aid amounts for the correct groups of students.
- College Affordability and Transparency Lists  
Net price amounts calculated in SFA will be used to populate the U.S. Department of Education's College Affordability and Transparency lists.
- Interactive Edits and Error Messages  
SFA contains interactive edits that will check for blank fields, invalid values, or values that fall outside expected ranges. Some error messages will require you to confirm or explain the values that you entered. Some error messages are fatal and will require you to contact the IPEDS Help Desk at (877) 225-2568 for resolution.
- Context Boxes  
You will find optional text boxes throughout SFA. Context boxes allow you to provide more information about the data you enter. Some of these context boxes may be made available to the public on College Navigator, so make sure that the information you enter can be understood easily by students, parents, and the general public.

#### Changes to reporting for 2021-22:

There is a new FAQ about reporting financial aid awards for students who attend in the summer.

#### Resources:

- To download the survey materials for this component: [Survey Materials](#)
- To access your prior year data submission for this component: [Reported Data](#)

If you have questions about completing this survey, please contact the IPEDS Help Desk at 1-877-225-2568.

Institution: Missouri University of Science and Technology (178411)


User ID: 29C0011

## Section 1: Part A

## Part A - Establish Your Groups

## Reporting Reminders:

- Part A establishes the number of students in various groups. Note that the numbers on this screen will be carried forward to other parts of the Student Financial Aid component.
- In the fields below, report the number of students in each of the following groups.

		 Fall 2020	YOUR PRIOR YEAR DATA Fall 2019
01	Group 1 All <u>undergraduate</u> students	6,083	6,454
02	Group 2 Of those in Group 1, those who are <u>full-time</u> , <u>first-time</u> degree/certificate-seeking	1,099	1,140
02a	Of those in Group 2, those who were awarded any <u>Federal Work Study</u> , <u>loans to students</u> , or grant or scholarship aid from the federal government, state/local government, the institution, or other sources known to the institution	1,074	1,126
02b	Of those in Group 2, those who were awarded any <u>loans to students</u> or grant or scholarship aid from the federal government, state/local government, or the institution	1,069	1,121
03	Group 3 Of those in Group 2, those who paid the in-state or in-district tuition rate and who were awarded grant or scholarship aid from the federal government, state/local government, or the institution	846	916
04	Group 4 Of those in Group 2, those who paid the in-state or in-district tuition rate and who were awarded any <u>Title IV federal student aid</u>	521	549

Institution: Missouri University of Science and Technology (178411)

User ID: 29C0011

## Section 1: Part B

## Part B - Enter Information About Group 1

## Reporting Reminders:


- Group 1 students are **ALL undergraduate** students (including first-time students) enrolled in Fall 2020.
- For this part, report:

For These Students	The Following Type(s) of Aid	Awarded in This Period
<ul style="list-style-type: none"> <li>All undergraduate students enrolled in Fall 2020</li> </ul>	<ul style="list-style-type: none"> <li>Grant or scholarship aid from:               <ul style="list-style-type: none"> <li>federal government</li> <li>state/local government</li> <li>the institution</li> <li>other sources known to the institution</li> </ul> </li> <li>Loans to students from:               <ul style="list-style-type: none"> <li>the federal government</li> </ul> </li> </ul>	<ul style="list-style-type: none"> <li>Any time during academic year 2020-21</li> </ul>

- In the fields below, report the number of Group 1 students and the total amount of aid awarded to these students for each type of aid.

Information from Part A	Fall 2020
Group 1: All undergraduate students (This number is carried forward from Part A, Line 01.)	6,083

Aid Type		2020-21			
		Number of Group 1 students who were awarded aid	Percentage of Group 1 students who were awarded aid	Total amount of aid awarded to Group 1 students	Average amount of aid awarded to Group 1 students
01	Grant or scholarship aid from the federal government, state/local government, the institution, and other sources known to the institution ( <b>Do NOT include federal student loans</b> )	5,130	84	54,724,357	10,668
	02 Pell Grants	1,303	21	5,854,391	4,493
03	Federal student loans	2,582	42	14,682,995	5,687

 You may use the box below to provide additional context for the data you have reported above. Context notes will be posted on the College Navigator website. Therefore, you should write all context notes using proper grammar (e.g., complete sentences with punctuation) and common language that can be easily understood by students and parents (e.g., spell out acronyms).

Non-applicable

Institution: Missouri University of Science and Technology (178411)

User ID: 29C0011

## Section 1: Part C, Page 1

## Part C, Page 1 - Enter Information about Group 2

## Reporting Reminders:

- Group 2 students are all full-time, first-time degree/certificate-seeking undergraduate students enrolled in Fall 2020.
- In the fields below, report the number of Group 2 students paying in-district, in-state, and out-of-state tuition rates. If your institution does not offer different rates, report all students as paying in-state tuition rates.

Information from Part A	Fall 2020
Group 2: Full-time, first-time degree/certificate-seeking undergraduates (This number is carried forward from Part A, Line 02)	1,099

Group 2 students:					YOUR PRIOR YEAR DATA
			Fall 2020		Fall 2019
			Number of Group 2 students	Percentage of Group 2 students	Percentage of Group 2 students
01	01a	<u><a href="#">paying in-district tuition rates</a></u>	<input type="text" value="0"/>	0	0
	01b	<u><a href="#">paying in-state tuition rates</a></u>	<input type="text" value="889"/>	81	83
	01c	<u><a href="#">paying out-of-state tuition rates</a></u>	<input type="text" value="210"/>	19	17
	01d	Unknown (calculated value) This value is calculated using the following formula: [A02-(C01a+C01b+C01c)]	0	0	0

Institution: Missouri University of Science and Technology (178411)

User ID: 29C0011

## Section 1: Part C, Page 2

## Part C, Page 2 - Enter Information about Group 2

## Reporting Reminders:

- Part C includes financial aid information about Group 2. Group 2 students are all full-time, first-time degree/certificate-seeking undergraduate students enrolled in Fall 2020.
- For this part, report:

For These Students

The Following Type(s) of Aid

Awarded in This Period

- Full-time, first-time degree/certificate-seeking undergraduate students enrolled in Fall 2020

- Grant or scholarship aid from:
  - federal government
  - state/local government
  - the institution
- Loans to students from:
  - the federal government
  - other sources, including private or other loans
- Do **not** include:
  - grant or scholarship aid from private or other sources
  - PLUS loans or loans made to anyone other than the student

- Any time during academic year 2020-21
- For program reporters, this is the aid year period from July 1, 2020 through June 30, 2021.

- In the fields below, report the number of Group 2 students and the total amount of aid awarded to these students for each type of aid. Enter unduplicated student counts within a category (e.g., Pell Grants). However, a student can appear in more than one aid category.

Information from Part A

Fall 2020

Group 2: Full-time, first-time degree/certificate-seeking undergraduates  
(This number is carried forward from Part A, Line 02)

1,099

Group 2a: (This number is carried forward from Part A, Line 02a)

- Of those in Group 2, those who were awarded:

- Federal Work Study
- Loans to students
- Grant or scholarship aid from the federal government, state/local government, or the institution
- Other sources known to the institution

1,074

Group 2b (This number is carried forward from Part A, Line 02b)

- Of those in Group 2, those who were awarded:

- Loans to students
- Grant or scholarship aid from the federal government, state/local government, or the institution

1,069

Group 3 (This number is carried forward from Part A, Line 03)

- Of those in Group 2, those who **Paid the in-state or in-district tuition rate and** were awarded:


- Grant or scholarship aid from the federal government, state/local government, or the institution

846

YOUR PRIOR  
YEAR DATA

Aid Type		Fall 2020				Fall 2019
		Number of Group 2 students who were awarded aid	Percentage of Group 2 students who were awarded aid	Total amount of aid awarded to Group 2 students	Average amount of aid awarded to Group 2 students	Average amount of aid awarded to Group 2 students
01	Grants or scholarships from the federal government, state/local government, or the institution	884	80	10,643,462	<input checked="" type="checkbox"/> 12,040	11,282
02	<u>Federal grants</u>	509	46	1,888,792	3,711	3,556
	02a <u>Pell Grants</u>	192	17	868,882	4,525	4,570
	02b <u>Other federal grants</u>	508	46	1,019,910	<input checked="" type="checkbox"/> 2,008	979
03	<u>State/local government grants or scholarships</u> (includes fellowships/tuition waivers/exemptions)	403	37	1,195,902	2,967	2,889
04	<u>Institutional grants or scholarships</u> (includes fellowships/tuition waivers/exemptions)	795	72	7,558,768	<input checked="" type="checkbox"/> 9,508	8,668

05	<u>Loans to students</u>		414	38	3,385,404	<input checked="" type="checkbox"/> 8,177	7,056
	05a	Federal loans	392	36	2,245,373	5,728	5,235
	05b	Other loans (including private loans)	102	9	1,140,031	11,177	10,760

 You may use the box below to provide additional context for the data you have reported above. Context notes will be posted on the College Navigator website. Therefore, you should write all context notes using proper grammar (e.g., complete sentences with punctuation) and common language that can be easily understood by students and parents (e.g., spell out acronyms).

Non-applicable

Institution: Missouri University of Science and Technology (178411)

User ID: 29C0011

## Section 1: Comparison Chart

## Comparison Chart

## Reporting Reminders:

- Based on the information reported on the previous screens for Group 1 (all undergraduates) and Group 2 (full-time, first-time degree/certificate-seeking undergraduates), this comparison chart seeks to help institutions check their reported data. Assuming that the information on Groups 1 and 2 is correct, then the calculated fields for 'All Other Undergraduates' should be the balance (Group 1 minus Group 2). If the balance does not check with your institution's calculations, please correct your reported numbers for Groups 1 and 2 before moving forward with the completion of the SFA survey component.

## Note:

- Data for the 'All Other Undergraduates' will appear in the IPEDS Data Center for data users, but not in College Navigator.

		Number of students	Pell grants	Federal Student Loans
01	Group 1 (all undergraduates)		6,083	
	02	Number of students who were awarded aid	1,303	2,582
	03	Percentage who were awarded aid	21	42
	04	Total amount of aid awarded	5,854,391	14,682,995
	05	Average amount of aid awarded	4,493	5,687
06	Group 2 (Full-time, first-time undergraduates)		1,099	
	07	Number of students who were awarded aid	192	392
	08	Percentage who were awarded aid	17	36
	09	Total amount of aid awarded	868,882	2,245,373
	10	Average amount of aid awarded	4,525	5,728
11	All other undergraduates (Line 01 - Line 06)		4,984	
	12	Number of students who were awarded aid (Line 02 - Line 07)	1,111	2,190
	13	Percentage who were awarded aid (Line 12 / Line 11)	22	44
	14	Total amount of aid awarded (Line 04 - Line 09)	4,985,509	12,437,622
	15	Average amount of aid awarded (Line 14 / Line 12)	4,487	5,679

Institution: Missouri University of Science and Technology (178411)

User ID: 29C0011

## Section 1: Cost of Attendance

## Cost of attendance for full-time, first-time undergraduate students

## Reporting Reminders:

- Please enter the amounts requested below. These data will be made available to the public on College Navigator. If your institution participates in any Title IV programs (Pell, Stafford, etc.), you must complete all information.
- **Estimates of expenses for books and supplies, room and board, and other expenses are those from the **Cost of Attendance report** used by the financial aid office in determining financial need. Please talk to your financial aid office to get these numbers to ensure that you are reporting correctly.**
- **These numbers are carried forward from Institutional Characteristics and should only be changed if an error was made in the reporting.**

Charges for full academic year	2018-19	2019-20	2020-21
Published <u>tuition</u> and <u>required fees</u> :			
<u>In-district</u>			
Tuition	8,061	8,512	8,708
Required fees	1,379	1,424	1,457
Tuition + fees total	9,440	9,936	10,165
<u>In-state</u>			
Tuition	8,061	8,512	8,708
Required fees	1,379	1,424	1,457
Tuition + fees total	9,440	9,936	10,165
<u>Out-of-state</u>			
Tuition	25,082	26,060	26,659
Required fees	1,379	1,424	1,457
Tuition + fees total	26,461	27,484	28,116
<b>i</b> <u>Books and supplies</u>	838	676	690
<u>On-campus:</u>			
<u>Room and board</u>	10,274	10,420	10,722
<u>Other expenses</u>	1,888	2,262	2,310
Room and board and other expenses	12,162	12,682	13,032
<u>Off-campus (not with family):</u>			
<u>Room and board</u>			
<u>Other expenses</u>			
Room and board and other expenses	0	0	0
<b>i</b> <u>Off-campus (with family):</u>			
<u>Other expenses</u>	1,888	2,262	2,310

Institution: Missouri University of Science and Technology (178411)

User ID: 29C0011

## Section 1: Part D

## Part D - Enter Information about Group 3

## Reporting Reminders:

- Group 3 students are all full-time, first-time degree/certificate-seeking undergraduate students enrolled in Fall 2020 who paid the in-state or in-district tuition rate and who were awarded grant or scholarship aid from the following sources: the federal government, state/local government, or the institution. The information you report in this part will be used in Part F to calculate average institutional net price.
- For this part, report:

For These Students	The Following Type(s) of Aid	Awarded in This Period
<ul style="list-style-type: none"> <li>Full-time, first-time degree/certificate-seeking undergraduate students enrolled in Fall 2020 who paid the in-state or in-district tuition rate and who were awarded grant or scholarship aid from the following sources: the federal government, state/local government, or the institution</li> <li>Do <b>not</b> include students who were awarded only grant or scholarship aid from private or other sources, or students who were awarded only non-grant aid</li> </ul>	<ul style="list-style-type: none"> <li>Grant or scholarship aid from:               <ul style="list-style-type: none"> <li>federal government</li> <li>state/local government</li> <li>the institution</li> </ul> </li> <li>Do <b>not</b> include grant or scholarship aid from private or other sources</li> </ul>	<ul style="list-style-type: none"> <li>Any time during academic year 2020-21</li> </ul>

- In the fields below, report the number of Group 3 students with each type of living arrangement and the total amount of grant or scholarship aid from the federal government, state/local government, or the institution awarded to these students.

Information from Part A:		YOUR PRIOR YEAR DATA 2018-2019	YOUR PRIOR YEAR DATA 2019-2020	2020-2021
<b>Group 3</b> Full-time, first-time degree/certificate-seeking undergraduate students who paid the in-state or in-district tuition rate and who were awarded grant or scholarship aid from the following sources: the federal government, state/local government, or the institution (This number is carried forward from Part A, Line 03)		967	916	846
01	Report the number of Group 3 students with the following living arrangements:	YOUR PRIOR YEAR DATA	YOUR PRIOR YEAR DATA	
		2018-19	2019-20	2020-21
01a	<u>On-campus</u>	953	899	833
01b	<u>Off-campus (with family)</u>	14	17	13
01c	<u>Off-campus (not with family)</u>	0	0	0
01d	Unknown (calculated) This value is calculated using the following formula: [A03-(D01a+D01b+D01c)]	0	0	0
02	<b>Report the total amount of grant or scholarship aid from the federal government, state/local government, or the institution awarded to Group 3 students</b>	8,061,900	8,816,055	8,572,194
03	Average grant or scholarship aid from the federal government, state/local government, or the institution awarded to Group 3 students (calculated value). This value is calculated using the following formula: [D02/A03]	8,337	9,625	10,133

The notes below provide context for the data you've reported above and **may** be posted on the College Navigator website.

Choose one option that best explains your data or choose "Non-applicable" if you do not wish to provide context notes. If none of the options provided explain your institution's data, then choose "Other" and write your own context notes. Therefore, you should write all context notes using proper grammar (e.g., complete sentences with punctuation) and common language that can be easily understood by students and parents (e.g., spell out acronyms).

Non-applicable

Institution: Missouri University of Science and Technology (178411)

User ID: 29C0011

## Section 1: Part E

## Part E – Enter Information about Group 4

## Reporting Reminders:

- Part E includes financial aid information about Group 4. undergraduate students enrolled in Fall 2020 who paid the in-state or in-district tuition rate and who were awarded any Title IV federal student aid, including federal grants or federal student loans. The information you report in this part will be used in Part G to calculate average institutional net price by income level.
- For this part, report:

For These Students	The Following Type(s) of Aid	Awarded in This Period
<ul style="list-style-type: none"> <li>Full-time, first-time degree/certificate-seeking undergraduate students enrolled in Fall 2020 who paid the in-state or in-district tuition rate and who were awarded any Title IV federal student aid</li> </ul>	<ul style="list-style-type: none"> <li>Grant or scholarship aid from:               <ul style="list-style-type: none"> <li>federal government</li> <li>state/local government</li> <li>the institution</li> </ul> </li> <li>Do <b>not</b> include:               <ul style="list-style-type: none"> <li>grant or scholarship aid from private or other sources</li> <li>loan amounts</li> <li>Federal Work Study amounts</li> </ul> </li> </ul>	<ul style="list-style-type: none"> <li>Any time during academic year 2020-21</li> </ul>

- In the fields below, report the number of Group 4 students with each type of living arrangement and the total amount of grant or scholarship aid from the federal government, state/local government, or the institution awarded to these students by income level.

Information from Part A:			2018-19	2019-20	2020-21
<b>Group 4</b> Full-time, first-time degree/certificate-seeking undergraduate students who paid the in-state or in-district tuition rate and who were awarded any Title IV federal student aid (This number is carried forward from Part A, Line 04)			674	549	521
01	Report the number of Group 4 students with the following living arrangements:		YOUR PRIOR YEAR DATA	YOUR PRIOR YEAR DATA	
			2018-19	2019-20	2020-21
	01a	<u>On-campus</u>	659	540	495
	01b	<u>Off-campus (with family)</u>	15	9	26
	01c	<u>Off-campus (not with family)</u>	0	0	0
	01d	Unknown (calculated) This value is calculated using the formula: [A04-(E01a+E01b+E01c)]	0	0	0

		Number of students who were awarded any Title IV aid (Group 4)	Of those in Column 1, the number who were awarded any grant or scholarship aid from the following sources: the federal government, state/local government, or the institution	Of those in Column 1, the total amount of grant or scholarship aid awarded from the following sources: the federal government, state/local government, or the institution	<b>i</b> Average amount of federal, state/local, and institutional grant or scholarship aid awarded to Group 4 students
<b>2018-19</b>					
		Col. 1	Col. 2	Col. 3	Col. 4
02	Income level				
	02a	\$0-30,000	130	130	1,489,298 <input checked="" type="checkbox"/> 11,456
	02b	\$30,001-48,000	83	83	958,761 11,551
	02c	\$48,001-75,000	116	115	1,061,725 9,153
	02d	\$75,001-110,000	136	113	836,560 6,151
	02e	\$110,001 and more	209	157	1,011,596 4,840
	02f	Total all income levels	674	598	5,357,940 7,949

<b>2019-20</b>				
		Col. 1	Col. 2	Col. 3
				Col. 4

03	Income level					
	03a	\$0-30,000	86	86	1,355,954	15,767
	03b	\$30,001-48,000	75	75	997,698	13,303
	03c	\$48,001-75,000	73	72	837,085	11,467
	03d	\$75,001-110,000	112	108	937,165	8,368
	03e	\$110,001 and more	203	192	1,449,470	7,140
	03f	Total all income levels	549	533	5,577,372	10,159

2020-21						
			Col. 1	Col. 2	Col. 3	Col. 4
04	Income level					
	04a	\$0-30,000	83	83	1,268,283	15,281
	04b	\$30,001-48,000	71	71	1,065,834	15,012
	04c	\$48,001-75,000	92	90	989,493	10,755
	04d	\$75,001-110,000	108	103	897,606	8,311
	04e	\$110,001 and more	167	160	1,337,927	8,012
	04f	Total all income levels	521	507	5,559,143	10,670

 The notes below provide context for the data you've reported above and **may** be posted on the College Navigator website.

Choose one option that best explains your data or choose "Non-applicable" if you do not wish to provide context notes. If none of the options provided explain your institution's data, then choose "Other" and write your own context notes. Therefore, you should write all context notes using proper grammar (e.g., complete sentences with punctuation) and common language that can be easily understood by students and parents (e.g., spell out acronyms).

Non-applicable

Institution: Missouri University of Science and Technology (178411)

User ID: 29C0011

## Section 1: Part F

## Part F – Net Price Calculation for Group 3

## Note:

- The following net price calculation is based on information that your institution reported in the Institutional Characteristics component and the Student Financial Aid component. For more information about the data your institution reported in the Institutional Characteristics component, please contact your institution's IPEDS Keyholder.

Components of cost of attendance			YOUR PRIOR YEAR DATA	YOUR PRIOR YEAR DATA	2020-21
			2018-19	2019-20	
01	Published <u>tuition</u> and <u>required fees</u> (lower of in-district or in-state)		9,440	9,936	10,165
02	<u>Books and supplies</u>		838	676	690
03	<u>Room</u> and <u>board</u> and <u>other expenses</u> by living arrangement				
	03a	<u>On-campus</u>	12,162	12,682	13,032
	03b	<u>Off-campus (with family)</u>	1,888	2,262	2,310
	03c	<u>Off-campus (not with family)</u>	0	0	0
04	Number of Group 3 students by living arrangement				
	04a	<u>On-campus</u>	953	899	833
	04b	<u>Off-campus (with family)</u>	14	17	13
	04c	<u>Off-campus (not with family)</u>	0	0	0
	04d	Unknown	0	0	0
05	Weighted average for room and board and other expenses by living arrangement (excluding unknown values) See instructions for the formula for this calculation		12,013	12,489	12,867
06	Total cost of attendance This value is calculated using the following formula: [F01+F02+F05]		22,291	23,101	23,722
07	Average amount of grant or scholarship aid awarded to Group 3 students from the following sources: the federal government, state/local government, and the institution		8,337	9,625	10,133
08	Average institutional <u>net price</u> for Group 3 students This value is calculated using the following formula: [F06-F07]		13,954	13,476	13,589
As required by the <i>Higher Education Act, as amended (2008)</i> , these amounts will be posted on the U.S. Department of Education's College Navigator website and used in the U.S. Department of Education's College Affordability and Transparency Lists.					

 The notes below provide context for the data you've reported above and **may** be posted on the College Navigator website.

Choose one option that best explains your data or choose "Non-applicable" if you do not wish to provide context notes. If none of the options provided explain your institution's data, then choose "Other" and write your own context notes. Therefore, you should write all context notes using proper grammar (e.g., complete sentences with punctuation) and common language that can be easily understood by students and parents (e.g., spell out acronyms).

Non-applicable

Institution: Missouri University of Science and Technology (178411)

User ID: 29C0011

## Section 1: Part G

## Part G – Net Price Calculation for Group 4

## Note:

- The following net price calculation is based on information that your institution reported in the Institutional Characteristics component and the Student Financial Aid component. For more information about the data your institution reported in the Institutional Characteristics component, please contact your institution's IPEDS Keyholder.

Components of cost of attendance			YOUR PRIOR YEAR DATA 2018-19	YOUR PRIOR YEAR DATA 2019-20	2020-21
01	Published <u>tuition</u> and <u>required fees</u> (lower of in-district or in-state)		9,440	9,936	10,165
02	<u>Books and supplies</u>		838	676	690
03	<u>Room and board</u> and <u>other expenses</u> by living arrangement				
	03a	<u>On-campus</u>	12,162	12,682	13,032
	03b	<u>Off-campus (with family)</u>	1,888	2,262	2,310
	03c	<u>Off-campus (not with family)</u>	0	0	0
04	Number of Group 4 students by living arrangement				
	04a	<u>On-campus</u>	659	540	495
	04b	<u>Off-campus (with family)</u>	15	9	26
	04c	<u>Off-campus (not with family)</u>	0	0	0
	04d	Unknown	0	0	0
05	Weighted average for room and board and other expenses by living arrangement (excluding unknown values) See instructions for the formula for this calculation		11,933	12,511	12,497
06	Total cost of attendance by income level This value is calculated using the following formula: [G01+G02+G05]		22,211	23,123	23,352
07	Average amount of grant or scholarship aid awarded to Group 4 students from the following sources: the federal government, state/local government, and the institution		7,949	10,159	10,670
	07a	\$0-30,000	11,456	15,767	15,281
	07b	\$30,001-48,000	11,551	13,303	15,012
	07c	\$48,001-75,000	9,153	11,467	10,755
	07d	\$75,001-110,000	6,151	8,368	8,311
	07e	\$110,001 and more	4,840	7,140	8,012
08	Average institutional <u>net price</u> for Group 4 students This value is calculated using the following formula: [G06-G07]				
	08a	\$0-30,000	10,755	7,356	8,071
	08b	\$30,001-48,000	10,660	9,820	8,340
	08c	\$48,001-75,000	13,058	11,656	12,597
	08d	\$75,001-110,000	16,060	14,755	15,041
	08e	\$110,001 and more	17,371	15,983	15,340

As required by the *Higher Education Act, as amended (2008)*, these amounts will be posted on the U.S. Department of Education's College Navigator website.

 The notes below provide context for the data you've reported above and **may** be posted on the College Navigator website.

Choose one option that best explains your data or choose "Non-applicable" if you do not wish to provide context notes. If none of the options provided explain your institution's data, then choose "Other" and write your own context notes. Therefore, you should write all context notes using proper grammar (e.g., complete sentences with punctuation) and common language that can be easily understood by students and parents (e.g., spell out acronyms).

Non-applicable

--

Institution: Missouri University of Science and Technology (178411)

User ID: 29C0011

## Section 2: Military Servicemembers and Veteran's Benefits - Undergraduate and Graduate

## Section 2: Military Servicemembers and Veteran's Benefits

## Important Note:

- Report for **Post-9/11 GI Bill Benefits**: July 1, 2020 - June 30, 2021.
- Report for **Department of Defense Tuition Assistance Program**: October 1, 2020 - September 30, 2021

## Reporting Reminders:

- Report the total number of student recipients and the total dollar amounts for each program.
- Student recipients can also include eligible dependents.
- Consult with your campus certifying official, who may not be in the student financial aid office.
- For Post-9/11 GI Bill Benefits, do not include the matching institutional aid provided through the Yellow Ribbon Program if your school participated.
- Information reported to IPEDS is only what is known to the institution.
- Enter zero (0) if your institution did not have beneficiaries for that student level or program. Please do not leave a cell blank.

Type of benefit/assistance	Number of students receiving benefits/assistance	Total dollar amount of benefits/assistance disbursed through the institution	Average dollar amount of benefits/assistance disbursed through the institution	YOUR PRIOR YEAR DATA
				Average dollar amount of benefits/assistance disbursed through the institution
<u>Post-9/11 GI Bill Benefits</u>				
Undergraduate students	113	1,267,485	11,217	10,324
Graduate students	73	509,067	6,974	7,304
Total	186	1,776,552	9,551	9,075
<u>Department of Defense Tuition Assistance Program</u>				
Undergraduate students	21	62,797	2,990	3,370
Graduate students	92	215,545	<input checked="" type="checkbox"/> 2,343	4,225
Total	113	278,342	2,463	4,171

Institution: Missouri University of Science and Technology (178411)

User ID: 29C0011

## Prepared by

## Prepared by

## Reporting Reminders:

- The name of the preparer is being collected so that we can follow up with the appropriate person in the event that there are questions concerning the data.
- The Keyholder will be copied on all email correspondence to other preparers.
- The time it took to prepare this component is being collected so that we can continue to improve our estimate of the reporting burden associated with IPEDS.
- Please include in your estimate the time it took for you to review instructions, query and search data sources, complete and review the component, and submit the data through the Data Collection System.
- Thank you for your assistance.

This survey component was prepared by:			
<input checked="" type="radio"/>	Keyholder	<input type="radio"/>	SFA Contact
<input type="radio"/>	Finance Contact	<input type="radio"/>	Academic Library Contact
<input type="radio"/>	HR Contact	<input type="radio"/>	Other
Name:	<input type="text" value="Randy Sade"/>		
Email:	<input type="text" value="SadeR@umsystem.edu"/>		

How many staff from your institution only were involved in the data collection and reporting process of this survey component?	
<input type="text" value="4.00"/>	Number of Staff (including yourself)

How many hours did you and others from your institution only spend on each of the steps below when responding to this survey component? <i>Exclude the hours spent collecting data for state and other reporting purposes.</i>				
Staff member	Collecting Data Needed	Revising Data to Match IPEDS Requirements	Entering Data	Revising and Locking Data
Your office	<input type="text" value="5.50"/> hours	<input type="text" value="0.00"/> hours	<input type="text" value="1.00"/> hours	<input type="text" value="2.75"/> hours
Other offices	<input type="text" value="16.50"/> hours	<input type="text" value="0.00"/> hours	<input type="text" value="1.50"/> hours	<input type="text" value="3.50"/> hours

Institution: Missouri University of Science and Technology (178411)

User ID: 29C0011

## Summary

**IPEDS Student Financial Aid (SFA) Survey Summary**

IPEDS collects important information regarding your institution. All data reported in IPEDS survey components become available in the IPEDS Data Center and appear as aggregated data in various Department of Education reports. Additionally, some of the reported data appears specifically for your institution through the College Navigator website and is included in your institution's Data Feedback Report (DFR). The purpose of this summary is to provide you an opportunity to view some of the data that, when accepted through the IPEDS quality control process, will appear on the College Navigator website and/or your DFR. College Navigator is updated approximately three months after the data collection period closes and Data Feedback Reports will be available through the [Data Center](#) and sent to your institution's CEO in November 2021.

Please review your data for accuracy. If you have questions about the data displayed below after reviewing the data reported on the survey screens, please contact the IPEDS Help Desk at: 1-877-225-2568 or [ipedshelp@rti.org](mailto:ipedshelp@rti.org).

Total grant aid awarded to all undergraduate students		\$54,724,357
Number of undergraduate students who were awarded a Pell Grant		1,303
Percentage of FTFT students who were awarded any financial aid		98%
	Percentage of FTFT students who were awarded grant aid by type	Average amount of grant aid awarded by type
Total	80%	\$12,040
Federal Government	46%	\$3,711
Pell	17%	\$4,525
Other Federal	46%	\$2,008
State/Local Government	37%	\$2,967
Institutional	72%	\$9,508
	Percentage of FTFT students who were awarded and accepted loans by type	Average amount of loans awarded and accepted by type
Total	38%	\$8,177
Federal	36%	\$5,728
Non-federal	9%	\$11,177
Average net price for FTFT students who were awarded grant aid		\$13,589
Average net price for FTFT students who were awarded Title IV federal student aid		
\$0 – 30,000		\$8,071
\$30,001 – 48,000		\$8,340
\$48,001 – 75,000		\$12,597
\$75,001 – 110,000		\$15,041
\$110,001 and more		\$15,340

Military Service members and Veteran's Benefits			
		Number of students receiving benefits/assistance	Total dollar amount of benefits/assistance awarded through the institution
Post-9/11 GI Bill Benefits			
	Undergraduate students	113	\$1,267,485
	Graduate students	73	\$509,067
	Total	186	\$1,776,552
Department of Defense Tuition Assistance Program			
	Undergraduate students	21	\$62,797
	Graduate students	92	\$215,545
	Total	113	\$278,342

Institution: Missouri University of Science and Technology (178411 )

User ID: 29C0011

## Edit Report

## Student Financial Aid

Source	Description	Severity	Resolved	Options
Global Edits				
Perform Edits	In Part D and E you reported students in a living arrangement that was NOT reported on the Cost of Attendance Page. If students lived in a particular arrangement (e.g. on-campus, off-campus not with family, off-campus with family), those costs must be reported in all applicable sections of SFA. Please correct your data. (Error #7349)	Fatal	Yes	
Reason	Overridden by administrator. All FTFT students must live on campus, but make exceptions for FTFT students who have parents living in state. SSR			
Perform Edits	In Part D and E you reported students in a living arrangement that was NOT reported on the Cost of Attendance Page. If students lived in a particular arrangement (e.g. on-campus, off-campus not with family, off-campus with family), those costs must be reported in all applicable sections of SFA. Please correct your data. (Error #7349)	Fatal	Yes	
Reason	Overridden by administrator. All FTFT students must live on campus, but make exceptions for FTFT students who have parents living in state. SSR			
Perform Edits	In Part D and E you reported students in a living arrangement that was NOT reported on the Cost of Attendance Page. If students lived in a particular arrangement (e.g. on-campus, off-campus not with family, off-campus with family), those costs must be reported in all applicable sections of SFA. Please correct your data. (Error #7349)	Fatal	Yes	
Reason	Overridden by administrator. All FTFT students must live on campus, but make exceptions for FTFT students who have parents living in state. SSR			
Screen: Part C, Page 2 - Enter Information about Group 2				
Screen Entry	The average amount of this type of aid awarded to Group 2 students is outside the expected range of between 7,986 and 9,350 when compared with the prior year value. Please check the number of students and the total amount of aid awarded to these students, and correct or explain the discrepant values. (Error #7147)	Explanation	Yes	
Reason	There was an increase in available funding through privately funded institutional scholarships.			
Screen Entry	The average amount of this type of aid awarded to Group 2 students is outside the expected range of between 297 and 1,661 when compared with the prior year value. Please check the number of students and the total amount of aid awarded to these students, and correct or explain the discrepant values. (Error #7147)	Explanation	Yes	
Reason	Funding included emergency grants funded under the CARES, CRRSA, and/or ARP Acts.			
Screen Entry	The average amount of this type of aid awarded to Group 2 students is outside the expected range of between 10,600 and 11,964 when compared with the prior year value. Please check the number of students and the total amount of aid awarded to these students, and correct or explain the discrepant values. (Error #7147)	Explanation	Yes	
Reason	Funding included emergency grants funded under the CARES, CRRSA, and/or ARP Acts.			
Screen Entry	The average amount of this type of aid awarded to Group 2 students is outside the expected range of between 6,374 and 7,738 when compared with the prior year value. Please check the number of students and the total amount of aid awarded to these students, and correct or explain the discrepant values. (Error #7147)	Explanation	Yes	
Reason	Fewer students borrowed; the average varies significantly year to year due to the small number of borrowers.			
Screen: Part E - Enter Information about Group 4				
Screen Entry	The calculated average amount of grant or scholarship aid awarded to Group 4 students from the federal government, state/local government, or the institution for this income level is smaller than expected in comparison with the other income levels. Please check the values reported for the number of these students who were awarded any Title IV aid (Col. 1) and the total amount of grant or scholarship aid awarded to them (Col. 3) and correct your data or explain the discrepancy. (Error #7317)  This edit and explanation were retained from the prior year (for reference) and do not need to be re-explained in the current year edit report.	Explanation	Yes	

Reason	The number of students included in the \$30,001 - \$48,000 group is much smaller than in previous years and is much smaller in comparison to the other income groups. With a smaller group of students, the average aid amount is subject to more variation.			
Screen: Military Servicemembers and Veteran's Benefits				
Screen Entry	This value is out of range compared to the prior year amount. Please correct your data or explain. (Error #7265)	Explanation	Yes	
Reason	Count of DOD Tuition Assistance Program recipients is reduced due to system issues with Army IgnitEd in reporting year.			