

# IPEDS 2022-23 Data Collection System

IPEDS HELP DESK (877) 225-2568 | [ipedshelp@rti.org](mailto:ipedshelp@rti.org)

OMB NO. 1850-0582 v.30 : Approval Expires 8/31/2025

User ID: 29C0011

Student Financial Aid 2022-23

2021-22 Data

Institution: Missouri University of Science and Technology (178411)

User ID: 29C0011

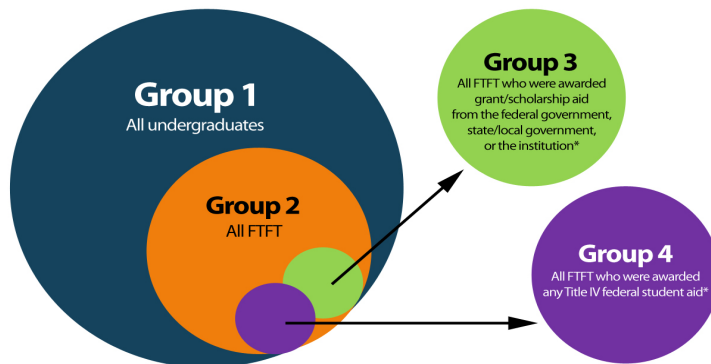
## Overview

### IPEDS Student Financial Aid Component Overview - Public Academic Reporters

Welcome to the Student Financial Aid (SFA) component. The purpose of the SFA component is to collect information about financial aid provided to various groups of undergraduate students and military/veteran educational benefits for all students at your institution.

#### Data Reporting Reminders:

- Report data to accurately reflect the time period corresponding with the IPEDS survey component, even if such reporting is seemingly inconsistent with prior-year reporting.
- Undergraduate Student Groups  
You will be asked to report information for different groups of students.
  - Group 1: All undergraduate students
  - Group 2: Of Group 1, full-time, first-time degree/certificate-seeking students (FTFT)
  - Group 3: Of Group 2, FTFT students who paid the lower of in-state/in-district tuition rate and were awarded any grant/scholarship aid from the federal government, state/local government, or the institution\*
  - Group 4: Of Group 2, FTFT students who paid the lower of in-state/in-district tuition rate and were awarded any Title IV federal student aid



\*For public institutions, include only those students paying the in-state or in-district tuition rate. For program reporters, include only those students enrolled in the institution's largest program.

- COA Revisions  
Revisions to Cost of Attendance (COA) used to calculate the net price of attendance can be made in this component. Consult the instructions and screens to make sure you are reporting the correct aid amounts for the correct groups of students.
- College Affordability and Transparency Lists  
Net price amounts calculated in SFA will be used to populate the U.S. Department of Education's College Affordability and Transparency lists.
- Interactive Edits and Error Messages  
SFA contains interactive edits that will check for blank fields, invalid values, or values that fall outside expected ranges. Some error messages will require you to confirm or explain the values that you entered. Some error messages are fatal and will require you to contact the IPEDS Help Desk at (877) 225-2568 for resolution.
- Context Boxes  
You will find optional text boxes throughout SFA. Context boxes allow you to provide more information about the data you enter. Some of these context boxes may be made available to the public on College Navigator, so make sure that the information you enter can be understood easily by students, parents, and the general public.

#### Changes to reporting:

The following changes were implemented for the 2022-23 data collection period:

- Degree/certificate-seeking and non-degree/certificate-seeking data items were added in Parts A and B to disaggregate financial aid award amounts reported in Part B by these student categories.
- New FAQs were added to clarify concepts.
- Minor wording changes were made for clarification.

#### Resources:

- To download the survey materials for this component: [Survey Materials](#)
- To access your prior year data submission for this component: [Reported Data](#)

If you have questions about completing this survey, please contact the IPEDS Help Desk at 1-877-225-2568.

Institution: Missouri University of Science and Technology (178411)

User ID: 29C0011

## Section 1: Part A

## Part A - Establish Your Groups

## Reporting Reminders:

- Part A establishes the number of students in various groups. Note that the numbers on this screen will be carried forward to other parts of the Student Financial Aid component.
- In the fields below, report the number of students in each of the following groups.

		i Fall 2021	YOUR PRIOR YEAR DATA
			Fall 2020
01	Group 1 All <u>undergraduate</u> students	<input type="text" value="5,696"/>	6,083
01a	Of those in Group 1, those who are degree/certificate-seeking	<input type="text" value="5,668"/>	
01b	Of those in Group 1, those who are non-degree/non-certificate-seeking (Line 01 – Line 01a)	<input type="text" value="28"/>	
02	Group 2 Of those in Group 1, those who are <u>full-time</u> , <u>first-time</u> degree/certificate-seeking	<input type="text" value="1,180"/>	1,099
02a	Of those in Group 2, those who were awarded any <u>Federal Work Study</u> , <u>loans to students</u> , or grant or scholarship aid from the federal government, state/local government, the institution, or other sources known to the institution	<input type="text" value="1,154"/>	1,074
02b	Of those in Group 2, those who were awarded any <u>loans to students</u> or grant or scholarship aid from the federal government, state/local government, or the institution	<input type="text" value="1,152"/>	1,069
03	Group 3 Of those in Group 2, those paying the lower of in-state or in-district tuition rate who were awarded grant or scholarship aid from the federal government, state/local government, or the institution	<input type="text" value="890"/>	846
04	Group 4 Of those in Group 2, those paying the lower of in-state or in-district tuition rate who were awarded any <u>Title IV federal student aid</u>	<input type="text" value="514"/>	521

Institution: Missouri University of Science and Technology (178411)

User ID: 29C0011

## Section 1: Part B

## Part B - Enter Information About Group 1

## Reporting Reminders:


- Group 1 students are **ALL undergraduate** students (including first-time students) enrolled in Fall 2021.
- For this part, report:

For These Students	The Following Type(s) of Aid	Awarded in This Period
<ul style="list-style-type: none"> <li>All undergraduate students enrolled in Fall 2021 for the 2021-22 academic year as defined by the institution</li> </ul>	<ul style="list-style-type: none"> <li>Grant or scholarship aid from:               <ul style="list-style-type: none"> <li>federal government</li> <li>state/local government</li> <li>the institution</li> <li>other sources known to the institution</li> </ul> </li> <li>Loans to students from:               <ul style="list-style-type: none"> <li>the federal government</li> </ul> </li> </ul>	<ul style="list-style-type: none"> <li>Any time during academic year 2021-22</li> </ul>

- In the fields below, report the number of Group 1 students and the total amount of aid awarded to these students for each type of aid.

Information from Part A	Fall 2021
Group 1: All undergraduate students (This number is carried forward from Part A, Line 01.)	5,696
Of those in Group 1, those who are degree/certificate-seeking (This number is carried forward from Part A, Line 01a.)	5,668
Of those in Group 1, those who are non-degree/non-certificate-seeking (This number is carried forward from Part A, Line 01b.)	28

Aid Type		2021-22											
		All undergraduate students (Group 1)				All degree/certificate-seeking undergraduates				All non-degree/non-certificate-seeking undergraduates			
		Number students who were awarded aid	Percentage of students who were awarded aid	Total amount of aid awarded	Average amount of aid awarded (Col.3/Col.1)	Number students who were awarded aid	Percentage of students who were awarded aid	Total amount of aid awarded	Average amount of aid awarded (Col.7/Col.5)	Number students who were awarded aid (Col.1-Col.5)	Percentage of students who were awarded aid	Total amount of aid awarded (Col.3-Col.7)	Average amount of aid awarded
		Col. 1	Col. 2	Col. 3	Col. 4	Col. 5	Col. 6	Col. 7	Col. 8	Col. 9	Col. 10	Col. 11	Col. 12
01	Grant or scholarship aid from the federal government, state/local government, the institution, and other sources known to the institution ( <b>Do NOT include federal student loans</b> )	5,136	90	59,442,795	11,574	5,133	91	59,437,188	11,579	3	11	5,607	1,869
	02 Federal Pell Grants	1,200	21	5,316,434	4,430	1,200	21	5,316,434	4,430				
03	Federal student loans	2,281	40	13,036,917	5,715	2,281	40	13,036,917	5,715				

 You may use the box below to provide additional context for the data you have reported above. Context notes will be posted on the College Navigator website. Therefore, you should write all context notes using proper grammar (e.g., complete sentences with punctuation) and common language that can be easily understood by students and parents (e.g., spell out acronyms).

Non-applicable





Institution: Missouri University of Science and Technology (178411)

User ID: 29C0011

## Section 1: Part C, Page 1

## Part C, Page 1 - Enter Information about Group 2

## Reporting Reminders:

- Group 2 students are all full-time, first-time degree/certificate-seeking undergraduate students enrolled in Fall 2021.
- In the fields below, report the number of Group 2 students paying in-district, in-state, and out-of-state tuition rates. If your institution does not offer different rates, report all students as paying in-state tuition rates.

Information from Part A	Fall 2021
Group 2: Full-time, first-time degree/certificate-seeking undergraduates (This number is carried forward from Part A, Line 02)	1,180

Group 2 students:			Fall 2021		YOUR PRIOR YEAR DATA
					Fall 2020
			Number of Group 2 students	Percentage of Group 2 students	Percentage of Group 2 students
01	01a	<u>paying in-district tuition rates</u>	<input type="text" value="0"/>	0	0
	01b	<u>paying in-state tuition rates</u>	<input type="text" value="927"/>	79	81
	01c	<u>paying out-of-state tuition rates</u>	<input type="text" value="253"/>	21	19
	01d	Unknown (calculated value) This value is calculated using the following formula: [A02-(C01a+C01b+C01c)]	0	0	0

Institution: Missouri University of Science and Technology (178411)

User ID: 29C0011

## Section 1: Part C, Page 2

## Part C, Page 2 - Enter Information about Group 2

## Reporting Reminders:

- Part C includes financial aid information about Group 2. Group 2 students are all full-time, first-time degree/certificate-seeking undergraduate students enrolled in Fall 2021.
- For this part, report:


For These Students	The Following Type(s) of Aid	Awarded in This Period
<ul style="list-style-type: none"> <li>Full-time, first-time degree/certificate-seeking undergraduate students enrolled in Fall 2021 for the 2021-22 academic year as defined by the institution</li> </ul>	<ul style="list-style-type: none"> <li>Grant or scholarship aid from:               <ul style="list-style-type: none"> <li>federal government</li> <li>state/local government</li> <li>the institution</li> </ul> </li> <li>Loans to students from:               <ul style="list-style-type: none"> <li>the federal government</li> <li>other sources, including private or other loans</li> </ul> </li> <li>Do <b>not</b> include:               <ul style="list-style-type: none"> <li>grant or scholarship aid from private or other sources</li> <li>PLUS loans or loans made to anyone other than the student</li> </ul> </li> </ul>	<ul style="list-style-type: none"> <li>Any time during academic year 2021-22</li> <li>For program reporters, this is the aid year period from July 1, 2021 through June 30, 2022.</li> </ul>

- In the fields below, report the number of Group 2 students and the total amount of aid awarded to these students for each type of aid. Enter unduplicated student counts within a category (e.g., Federal Pell Grants). However, a student can appear in more than one aid category.

Information from Part A	Fall 2021
Group 2: Full-time, first-time degree/certificate-seeking undergraduates (This number is carried forward from Part A, Line 02)	1,180
Group 2a: (This number is carried forward from Part A, Line 02a) <ul style="list-style-type: none"> <li>Of those in Group 2, those who were awarded:               <ul style="list-style-type: none"> <li>Federal Work Study</li> <li>Loans to students</li> <li>Grant or scholarship aid from the federal government, state/local government, or the institution</li> <li>Other sources known to the institution</li> </ul> </li> </ul>	1,154
Group 2b (This number is carried forward from Part A, Line 02b) <ul style="list-style-type: none"> <li>Of those in Group 2, those who were awarded:               <ul style="list-style-type: none"> <li>Loans to students</li> <li>Grant or scholarship aid from the federal government, state/local government, or the institution</li> </ul> </li> </ul>	1,152
Group 3 (This number is carried forward from Part A, Line 03) <ul style="list-style-type: none"> <li>Of those in Group 2, those who paid the lower of in-state or in-district tuition rate and were awarded:               <ul style="list-style-type: none"> <li>Grant or scholarship aid from the federal government, state/local government, or the institution</li> </ul> </li> </ul>	890

Aid Type		Fall 2021				YOUR PRIOR YEAR DATA
		Fall 2021				Fall 2020
		Number of Group 2 students who were awarded aid	Percentage of Group 2 students who were awarded aid	Total amount of aid awarded to Group 2 students	Average amount of aid awarded to Group 2 students	Average amount of aid awarded to Group 2 students
01	Grants or scholarships from the federal government, state/local government, or the institution	1,138	96	15,680,220	<input checked="" type="checkbox"/> 13,779	12,040
02	Federal grants	659	56	2,463,095	3,738	3,711
	02a Federal Pell Grants	249	21	1,207,180	4,848	4,525
	02b Other federal grants	657	56	1,255,915	1,912	2,008
03	State/local government grants or scholarships (includes fellowships/tuition waivers/exemptions)	525	44	1,528,843	2,912	2,967
04	Institutional grants or scholarships (includes fellowships/tuition waivers/exemptions)	1,091	92	11,688,282	<input checked="" type="checkbox"/> 10,713	9,508

05	Loans to students	<input type="text" value="551"/>	47	3,812,762	<input checked="" type="checkbox"/> 6,920	8,177
05a	Federal loans	<input type="text" value="537"/>	46	<input type="text" value="2,608,905"/>	<input checked="" type="checkbox"/> 4,858	5,728
05b	Other loans (including private loans)	<input type="text" value="114"/>	10	<input type="text" value="1,203,857"/>	10,560	11,177

 You may use the box below to provide additional context for the data you have reported above. Context notes will be posted on the College Navigator website. Therefore, you should write all context notes using proper grammar (e.g., complete sentences with punctuation) and common language that can be easily understood by students and parents (e.g., spell out acronyms).

Non-applicable

Institution: Missouri University of Science and Technology (178411)

User ID: 29C0011

## Section 1: Comparison Chart

## Comparison Chart

## Reporting Reminders:

- Based on the information reported on the previous screens for Group 1 (all undergraduates) and Group 2 (full-time, first-time degree/certificate-seeking undergraduates), this comparison chart seeks to help institutions check their reported data. Assuming that the information on Groups 1 and 2 is correct, then the calculated fields for 'All Other Undergraduates' should be the balance (Group 1 minus Group 2). If the balance does not check with your institution's calculations, please correct your reported numbers for Groups 1 and 2 before moving forward with the completion of the SFA survey component.

## Note:

- Data for the 'All Other Undergraduates' will appear in the IPEDS Data Center for data users, but not in College Navigator.

		Fall 2021	Academic Year 2021-22	Academic Year 2021-22
		Number of students	Federal Pell grants	Federal Student Loans
01	Group 1 (all undergraduates)	5,696		
02	Number of students who were awarded aid		1,200	2,281
03	Percentage who were awarded aid		21	40
04	Total amount of aid awarded		5,316,434	13,036,917
05	Average amount of aid awarded		4,430	5,715
06	Group 2 (Full-time, first-time undergraduates)	1,180		
07	Number of students who were awarded aid		249	537
08	Percentage who were awarded aid		21	46
09	Total amount of aid awarded		1,207,180	2,608,905
10	Average amount of aid awarded		4,848	4,858
11	All other undergraduates (Line 01 - Line 06)	4,516		
12	Number of students who were awarded aid (Line 02 - Line 07)		951	1,744
13	Percentage who were awarded aid (Line 12 / Line 11)		21	39
14	Total amount of aid awarded (Line 04 - Line 09)		4,109,254	10,428,012
15	Average amount of aid awarded (Line 14 / Line 12)		4,321	5,979



Institution: Missouri University of Science and Technology (178411)



User ID: 29C0011

## Section 1: Cost of Attendance

## Cost of attendance for full-time, first-time undergraduate students

## Reporting Reminders:

- Please enter the amounts requested below. These data will be made available to the public on College Navigator. If your institution participates in any Title IV programs (Federal Pell Grant, Federal Direct Loan, etc.), you must complete all information.
- Estimates of expenses for books and supplies, room and board, and other expenses are those from the **Cost of Attendance report** used by the financial aid office in determining financial need. Please talk to your financial aid office to get these numbers to ensure that you are reporting correctly.
- These numbers are carried forward from Institutional Characteristics and should only be changed if an error was made in the reporting.

Charges for full academic year	2019-20	2020-21	2021-22
Published <u>tuition</u> and <u>required fees</u> :			
<u>In-district</u>			
Tuition	8,512	8,708	9,296
Required fees	1,424	1,457	1,517
Tuition + fees total	9,936	10,165	10,813
<u>In-state</u>			
Tuition	8,512	8,708	9,296
Required fees	1,424	1,457	1,517
Tuition + fees total	9,936	10,165	10,813
<u>Out-of-state</u>			
Tuition	26,060	26,659	27,580
Required fees	1,424	1,457	1,517
Tuition + fees total	27,484	28,116	29,097
 <u>Books and supplies</u>	676	690	782
<u>On-campus:</u>			
<u>Room and board</u>	10,420	10,722	11,028
<u>Other expenses</u>	2,262	2,310	2,328
Room and board and other expenses	12,682	13,032	13,356
<u>Off-campus (not with family):</u>			
<u>Room and board</u>			
<u>Other expenses</u>			
Room and board and other expenses	0	0	0
 <u>Off-campus (with family):</u>			
<u>Other expenses</u>	2,262	2,310	2,328

Institution: Missouri University of Science and Technology (178411)

User ID: 29C0011

## Section 1: Part D

## Part D - Enter Information about Group 3


## Reporting Reminders:

- Group 3 students are all full-time, first-time degree/certificate-seeking undergraduate students enrolled Fall 2021 paying the lower of in-state or in-district tuition rate who were awarded grant or scholarship aid from the following sources: the federal government, state/local government, or the institution. The information you report in this part will be used in Part F to calculate average institutional net price.
- For this part, report:

For These Students	The Following Type(s) of Aid	Awarded in This Period
<ul style="list-style-type: none"> <li>Full-time, first-time degree/certificate-seeking undergraduate students enrolled in Fall 2021 for the 2021-22 academic year as defined by the institution paying the lower of in-state or in-district tuition rate who were awarded grant or scholarship aid from the following sources: the federal government, state/local government, or the institution</li> <li>Do <b>not</b> include students who were awarded only grant or scholarship aid from private or other sources, or students who were awarded only non-grant aid</li> </ul>	<ul style="list-style-type: none"> <li>Grant or scholarship aid from:               <ul style="list-style-type: none"> <li>federal government</li> <li>state/local government</li> <li>the institution</li> </ul> </li> <li>Do <b>not</b> include:               <ul style="list-style-type: none"> <li>grant or scholarship aid from private or other sources</li> <li>federal student loans</li> <li>parent PLUS loans</li> <li>private loans</li> <li>HEERF grants</li> <li>Federal Work Study amounts</li> </ul> </li> </ul>	<ul style="list-style-type: none"> <li>Any time during academic year 2021-22</li> </ul>

- In the fields below, report the number of Group 3 students with each type of living arrangement and the total amount of grant or scholarship aid from the federal government, state/local government, or the institution awarded to these students.

Information from Part A:		YOUR PRIOR YEAR DATA 2019-20	YOUR PRIOR YEAR DATA 2020-21	2021-22
<b>Group 3</b> Full-time, first-time degree/certificate-seeking undergraduate students paying the lower of in-state or in-district tuition rate who were awarded grant or scholarship aid from the following sources: the federal government, state/local government, or the institution (This number is carried forward from Part A, Line 03)		916	846	890
01	Report the number of Group 3 students with the following living arrangements:	YOUR PRIOR YEAR DATA	YOUR PRIOR YEAR DATA	
		2019-20	2020-21	2021-22
01a	On-campus	899	833	837
01b	Off-campus (with family)	17	13	17
01c	Off-campus (not with family)	0	0	0
01d	Unknown (calculated) This value is calculated using the following formula: [A03-(D01a+D01b+D01c)]	0	0	36
02	Report the total amount of grant or scholarship aid from the federal government, state/local government, or the institution awarded to Group 3 students	8,816,055	8,572,194	9,530,347
03	Average grant or scholarship aid from the federal government, state/local government, or the institution awarded to Group 3 students (calculated value). This value is calculated using the following formula: [D02/A03]	9,625	10,133	10,708

 You may use the box below to provide additional context for the data you have reported above. Context notes will be posted on the College Navigator website. Therefore, you should write all context notes using proper grammar (e.g., complete sentences with punctuation) and common language that can be easily understood by students and parents (e.g., spell out acronyms).

Non-applicable



Institution: Missouri University of Science and Technology (178411)

User ID: 29C0011

## Section 1: Part E

## Part E – Enter Information about Group 4

## Reporting Reminders:

- Part E includes financial aid information about Group 4. undergraduate students enrolled in Fall 2021 paying the lower of in-state or in-district tuition rate who were awarded any Title IV federal student aid, including federal grants or federal student loans. The information you report in this part will be used in Part G to calculate average institutional net price by income level.
- For this part, report:

For These Students	The Following Type(s) of Aid	Awarded in This Period
<ul style="list-style-type: none"> <li>Full-time, first-time degree/certificate-seeking undergraduate students enrolled Fall 2021 for the 2021-22 academic year as defined by the institution paying the lower of in-state or in-district tuition rate who were awarded any Title IV federal student aid</li> </ul>	<ul style="list-style-type: none"> <li>Grant or scholarship aid from:               <ul style="list-style-type: none"> <li>federal government</li> <li>state/local government</li> <li>the institution</li> </ul> </li> <li>Do <b>not</b> include:               <ul style="list-style-type: none"> <li>grant or scholarship aid from private or other sources</li> <li>federal student loans</li> <li>parent PLUS loans</li> <li>private loans</li> <li>HEERF grants</li> <li>Federal Work Study amounts</li> </ul> </li> </ul>	<ul style="list-style-type: none"> <li>Any time during academic year 2021-22</li> </ul>


- In the fields below, report the number of Group 4 students with each type of living arrangement and the total amount of grant or scholarship aid from the federal government, state/local government, or the institution awarded to these students by income level.

Information from Part A:			2019-20	2020-21	2021-22
<b>Group 4</b> Full-time, first-time degree/certificate-seeking undergraduate students paying the lower of in-state or in-district tuition rate who were awarded any Title IV federal student aid (This number is carried forward from Part A, Line 04)			549	521	514
01	Report the number of Group 4 students with the following living arrangements:		YOUR PRIOR YEAR DATA	YOUR PRIOR YEAR DATA	
			2019-20	2020-21	2021-22
	01a	On-campus	540	495	504
	01b	Off-campus (with family)	9	26	10
	01c	Off-campus (not with family)	0	0	0
	01d	Unknown (calculated) This value is calculated using the formula: [A04-(E01a+E01b+E01c)]	0	0	0

		Number of students who were awarded any Title IV aid (Group 4)	Of those in Column 1, the number who were awarded any grant or scholarship aid from the following sources: the federal government, state/local government, or the institution	Of those in Column 1, the total amount of grant or scholarship aid awarded from the following sources: the federal government, state/local government, or the institution	<b>i</b> Average amount of federal, state/local, and institutional grant or scholarship aid awarded to Group 4 students
2019-20					
		Col. 1	Col. 2	Col. 3	Col. 4
02	Income level				
	02a	\$0-30,000	86	86	1,355,954
	02b	\$30,001-48,000	75	75	997,698
	02c	\$48,001-75,000	73	72	837,085
	02d	\$75,001-110,000	112	108	937,165
	02e	\$110,001 and more	203	192	1,449,470
	02f	Total all income levels	549	533	5,577,372
					10,159

2020-21						
			Col. 1	Col. 2	Col. 3	Col. 4
03	Income level					
	03a	\$0-30,000	83	83	1,268,283	15,281
	03b	\$30,001-48,000	71	71	1,065,834	15,012
	03c	\$48,001-75,000	92	90	989,493	10,755
	03d	\$75,001-110,000	108	103	897,606	8,311
	03e	\$110,001 and more	167	160	1,337,927	8,012
	03f	Total all income levels	521	507	5,559,143	10,670

2021-22						
			Col. 1	Col. 2	Col. 3	Col. 4
04	Income level					
	04a	\$0-30,000	81	81	1,263,639	15,600
	04b	\$30,001-48,000	71	71	1,054,578	14,853
	04c	\$48,001-75,000	89	86	1,071,991	12,045
	04d	\$75,001-110,000	86	81	723,812	8,416
	04e	\$110,001 and more	187	175	1,507,562	8,062
	04f	Total all income levels	514	494	5,621,582	10,937

 You may use the box below to provide additional context for the data you have reported above. Context notes will be posted on the College Navigator website. Therefore, you should write all context notes using proper grammar (e.g., complete sentences with punctuation) and common language that can be easily understood by students and parents (e.g., spell out acronyms).

Non-applicable

Institution: Missouri University of Science and Technology (178411)

User ID: 29C0011


## Section 1: Part F

## Part F – Net Price Calculation for Group 3

Note:

- The following net price calculation is based on information that your institution reported in the Institutional Characteristics component and the Student Financial Aid component. For more information about the data your institution reported in the Institutional Characteristics component, please contact your institution's IPEDS Keyholder.

Components of cost of attendance			YOUR PRIOR YEAR DATA	YOUR PRIOR YEAR DATA	2021-22
			2019-20	2020-21	
01	Published <u>tuition</u> and <u>required fees</u> (lower of in-state or in-district tuition rate)		9,936	10,165	10,813
02	<u>Books and supplies</u>		676	690	782
03	<u>Room and board</u> and <u>other expenses</u> by living arrangement				
	03a	<u>On-campus</u>	12,682	13,032	13,356
	03b	<u>Off-campus (with family)</u>	2,262	2,310	2,328
	03c	<u>Off-campus (not with family)</u>	0	0	0
04	Number of Group 3 students by living arrangement				
	04a	<u>On-campus</u>	899	833	837
	04b	<u>Off-campus (with family)</u>	17	13	17
	04c	<u>Off-campus (not with family)</u>	0	0	0
	04d	Unknown	0	0	36
05	Weighted average for room and board and other expenses by number of students for each living arrangement (excluding unknown values) See instructions for the formula for this calculation		12,489	12,867	13,136
06	Total cost of attendance This value is calculated using the following formula: [F01+F02+F05]		23,101	23,722	24,731
07	Average amount of grant or scholarship aid awarded to Group 3 students from the following sources: the federal government, state/local government, and the institution		9,625	10,133	10,708
08	Average institutional <u>net price</u> for Group 3 students This value is calculated using the following formula: [F06-F07]		13,476	13,589	14,023
As required by the <i>Higher Education Act, as amended (2008)</i> , these amounts will be posted on the U.S. Department of Education's College Navigator website and used in the U.S. Department of Education's College Affordability and Transparency Lists.					

 You may use the box below to provide additional context for the data you have reported above. Context notes will be posted on the College Navigator website. Therefore, you should write all context notes using proper grammar (e.g., complete sentences with punctuation) and common language that can be easily understood by students and parents (e.g., spell out acronyms).

Non-applicable



Institution: Missouri University of Science and Technology (178411)

User ID: 29C0011


## Section 1: Part G

## Part G – Net Price Calculation for Group 4

Note:

- The following net price calculation is based on information that your institution reported in the Institutional Characteristics component and the Student Financial Aid component. For more information about the data your institution reported in the Institutional Characteristics component, please contact your institution's IPEDS Keyholder.

Components of cost of attendance			YOUR PRIOR YEAR DATA	YOUR PRIOR YEAR DATA	2021-22
			2019-20	2020-21	
01	Published <u>tuition</u> and <u>required fees</u> (lower of in-state or in-district tuition rate)		9,936	10,165	10,813
02	<u>Books and supplies</u>		676	690	782
03	<u>Room and board</u> and <u>other expenses</u> by living arrangement				
	03a	<u>On-campus</u>	12,682	13,032	13,356
	03b	<u>Off-campus (with family)</u>	2,262	2,310	2,328
	03c	<u>Off-campus (not with family)</u>	0	0	0
04	Number of Group 4 students by living arrangement				
	04a	<u>On-campus</u>	540	495	504
	04b	<u>Off-campus (with family)</u>	9	26	10
	04c	<u>Off-campus (not with family)</u>	0	0	0
	04d	Unknown	0	0	0
05	Weighted average for room and board and other expenses by number of students for each living arrangement (excluding unknown values) See instructions for the formula for this calculation		12,511	12,497	13,141
06	Total cost of attendance by income level This value is calculated using the following formula: [G01+G02+G05]		23,123	23,352	24,736
07	Average amount of grant or scholarship aid awarded to Group 4 students from the following sources: the federal government, state/local government, and the institution		10,159	10,670	10,937
	07a	\$0-30,000	15,767	15,281	15,600
	07b	\$30,001-48,000	13,303	15,012	14,853
	07c	\$48,001-75,000	11,467	10,755	12,045
	07d	\$75,001-110,000	8,368	8,311	8,416
	07e	\$110,001 and more	7,140	8,012	8,062
08	Average institutional <u>net price</u> for Group 4 students This value is calculated using the following formula: [G06-G07]				
	08a	\$0-30,000	7,356	8,071	9,136
	08b	\$30,001-48,000	9,820	8,340	9,883
	08c	\$48,001-75,000	11,656	12,597	12,691
	08d	\$75,001-110,000	14,755	15,041	16,320
	08e	\$110,001 and more	15,983	15,340	16,674
As required by the <i>Higher Education Act, as amended (2008)</i> , these amounts will be posted on the U.S. Department of Education's College Navigator website.					

 You may use the box below to provide additional context for the data you have reported above. Context notes will be posted on the College Navigator website. Therefore, you should write all context notes using proper grammar (e.g., complete sentences with punctuation) and common language that can be easily understood by students and parents (e.g., spell out acronyms).

Non-applicable



Institution: Missouri University of Science and Technology (178411)

User ID: 29C0011

## Section 2: Military Servicemembers and Veteran's Benefits - Undergraduate and Graduate

## Section 2: Military Servicemembers and Veteran's Benefits

## Important Note:

- Report for **Post-9/11 GI Bill Benefits**: July 1, 2021 - June 30, 2022.
- Report for **Department of Defense Tuition Assistance Program**: October 1, 2021 - September 30, 2022
- **Program reporters should be reporting the information on this screen for ALL programs (not just the largest program).**

## Reporting Reminders:

- Report the total number of student recipients and the total dollar amounts for each program.
- Student recipients can also include eligible dependents.
- Student recipients may be listed in both categories.
- Consult with your campus certifying official, who may not be in the student financial aid office.
- For Post-9/11 GI Bill Benefits, do not include the matching institutional aid provided through the Yellow Ribbon Program if your school participated.
- Information reported to IPEDS is only what is known to the institution.
- Enter zero (0) if your institution did not have beneficiaries for that student level or program. Please do not leave a cell blank.

Type of benefit/assistance	Number of students receiving benefits/assistance	Total dollar amount of benefits/assistance disbursed through the institution	Average dollar amount of benefits/assistance disbursed through the institution	YOUR PRIOR YEAR DATA
				Average dollar amount of benefits/assistance disbursed through the institution
<u>Post-9/11 GI Bill Benefits</u>				
Undergraduate students	107	1,204,863	11,260	11,217
Graduate students	57	414,802	7,277	6,974
Total	164	1,619,665	9,876	9,551

<u>Department of Defense Tuition Assistance Program</u>				
Undergraduate students	29	121,850	4,202	2,990
Graduate students	198	709,981	3,586	2,343
Total	227	831,831	3,664	2,463



Institution: Missouri University of Science and Technology (178411)

User ID: 29C0011

## Prepared by

## Prepared by

## Reporting Reminders:

- The name of the preparer is being collected so that we can follow up with the appropriate person in the event that there are questions concerning the data.
- The Keyholder will be copied on all email correspondence to other preparers.
- The time it took to prepare this component is being collected so that we can continue to improve our estimate of the reporting burden associated with IPEDS.
- Please include in your estimate the time it took for you to review instructions, query and search data sources, complete and review the component, and submit the data through the Data Collection System.
- Thank you for your assistance.

This survey component was prepared by:

<input checked="" type="radio"/>	Keyholder	<input type="radio"/>	SFA Contact	<input type="radio"/>	HR Contact
<input type="radio"/>	Finance Contact	<input type="radio"/>	Academic Library Contact	<input type="radio"/>	Other
Name: <input type="text" value="Randy Sade"/>					
Email: <input type="text" value="SadeR@umsystem.edu"/>					

How many staff from your institution only were involved in the data collection and reporting process of this survey component?

<input type="text" value="4.00"/>	Number of Staff (including yourself)
-----------------------------------	--------------------------------------

How many hours did you and others from your institution only spend on each of the steps below when responding to this survey component?

*Exclude the hours spent collecting data for state and other reporting purposes.*

Staff member	Collecting Data Needed	Revising Data to Match IPEDS Requirements	Entering Data	Revising and Locking Data
Your office	<input type="text" value="5.50"/> hours	<input type="text" value="0.50"/> hours	<input type="text" value="1.00"/> hours	<input type="text" value="3.00"/> hours
Other offices	<input type="text" value="16.50"/> hours	<input type="text" value="2.00"/> hours	<input type="text" value="1.50"/> hours	<input type="text" value="4.00"/> hours

Institution: Missouri University of Science and Technology (178411)

User ID: 29C0011

## Summary

## IPEDS Student Financial Aid (SFA) Survey Summary

IPEDS collects important information regarding your institution. All data reported in IPEDS survey components become available in the IPEDS Data Center and appear as aggregated data in various Department of Education reports. Additionally, some of the reported data appears specifically for your institution through the College Navigator website and is included in your institution's Data Feedback Report (DFR). The purpose of this summary is to provide you an opportunity to view some of the data that, when accepted through the IPEDS quality control process, will appear on the College Navigator website and/or your DFR. College Navigator is updated approximately three months after the data collection period closes and Data Feedback Reports will be available through the [Data Center](#) and sent to your institution's CEO in November 2023.

Please review your data for accuracy. If you have questions about the data displayed below after reviewing the data reported on the survey screens, please contact the IPEDS Help Desk at: 1-877-225-2568 or [ipedshelp@rti.org](mailto:ipedshelp@rti.org).

Total grant aid awarded to all undergraduate students		\$59,442,795
Number of undergraduate students who were awarded a Pell Grant		1,200
Percentage of FTFT students who were awarded any financial aid		98%
	Percentage of FTFT students who were awarded grant aid by type	Average amount of grant aid awarded by type
Total	96%	\$13,779
Federal Government	56%	\$3,738
Pell	21%	\$4,848
Other Federal	56%	\$1,912
State/Local Government	44%	\$2,912
Institutional	92%	\$10,713
	Percentage of FTFT students who were awarded and accepted loans by type	Average amount of loans awarded and accepted by type
Total	47%	\$6,920
Federal	46%	\$4,858
Non-federal	10%	\$10,560
Average net price for FTFT students who were awarded grant aid		\$14,023
Average net price for FTFT students who were awarded Title IV federal student aid		
\$0 – 30,000		\$9,136
\$30,001 – 48,000		\$9,883
\$48,001 – 75,000		\$12,691
\$75,001 – 110,000		\$16,320
\$110,001 and more		\$16,674

Military Service members and Veteran's Benefits			
		Number of students receiving benefits/assistance	Total dollar amount of benefits/assistance awarded through the institution
Post-9/11 GI Bill Benefits			
	Undergraduate students	107	\$1,204,863
	Graduate students	57	\$414,802
	Total	164	\$1,619,665
Department of Defense Tuition Assistance Program			
	Undergraduate students	29	\$121,850
	Graduate students	198	\$709,981
	Total	227	\$831,831

## Edit Report

## Student Financial Aid

Source	Description	Severity	Resolved	Options
Global Edits				
Perform Edits	In Part D and E you reported students in a living arrangement that was NOT reported on the Cost of Attendance Page. If students lived in a particular arrangement (e.g. on-campus, off-campus not with family, off-campus with family), those costs must be reported in all applicable sections of SFA. Please correct your data. (Error #7349)	Fatal	Yes	
Reason	Overridden by administrator. Consistent with PY. All FTFT students must live on campus, but make exceptions for FTFT students who have parents living in state. ST			
Perform Edits	In Part D and E you reported students in a living arrangement that was NOT reported on the Cost of Attendance Page. If students lived in a particular arrangement (e.g. on-campus, off-campus not with family, off-campus with family), those costs must be reported in all applicable sections of SFA. Please correct your data. (Error #7349)	Fatal	Yes	
Reason	Overridden by administrator. Consistent with PY. All FTFT students must live on campus, but make exceptions for FTFT students who have parents living in state. ST			
Perform Edits	In Part D and E you reported students in a living arrangement that was NOT reported on the Cost of Attendance Page. If students lived in a particular arrangement (e.g. on-campus, off-campus not with family, off-campus with family), those costs must be reported in all applicable sections of SFA. Please correct your data. (Error #7349)	Fatal	Yes	
Reason	Overridden by administrator. Consistent with PY. All FTFT students must live on campus, but make exceptions for FTFT students who have parents living in state. ST			
Screen: Part C, Page 2 - Enter Information about Group 2				
Screen Entry	The average amount of this type of aid awarded to Group 2 students is outside the expected range of between 8,826 and 10,190 when compared with the prior year value. Please check the number of students and the total amount of aid awarded to these students, and correct or explain the discrepant values. (Error #7147)	Explanation	Yes	
Reason	There was an increase in available funding through privately funded institutional scholarships.			
Screen Entry	The average amount of this type of aid awarded to Group 2 students is outside the expected range of between 11,358 and 12,722 when compared with the prior year value. Please check the number of students and the total amount of aid awarded to these students, and correct or explain the discrepant values. (Error #7147)	Explanation	Yes	
Reason	There was an increase in available funding through privately funded institutional scholarships.			
Screen Entry	The average amount of this type of aid awarded to Group 2 students is outside the expected range of between 5,046 and 6,410 when compared with the prior year value. Please check the number of students and the total amount of aid awarded to these students, and correct or explain the discrepant values. (Error #7147)	Explanation	Yes	
Reason	Count of loan borrowers increased, but due to increase in institutional scholarships, total loan amounts borrowed decreased causing the average to also decrease.			
Screen Entry	The average amount of this type of aid awarded to Group 2 students is outside the expected range of between 7,495 and 8,859 when compared with the prior year value. Please check the number of students and the total amount of aid awarded to these students, and correct or explain the discrepant values. (Error #7147)	Explanation	Yes	
Reason	Count of loan borrowers increased, but due to increase in institutional scholarships, total loan amounts borrowed decreased causing the average to also decrease.			
Screen: Part E - Enter Information about Group 4				
Screen Entry	The number entered is outside the expected range of between 19 and 33 when compared with the prior year value. Please correct your data or explain. (Error #7169)	Explanation	Yes	
Reason	Numbers are relatively small so any changes will cause a large percentage change.			