

IPEDS 2023-24 Data Collection System

IPEDS HELP DESK (877) 225-2568 | ipedshelp@rti.org
OMB NO. 1850-0582 v.32 : Approval Expires 8/31/2025
User ID: 29C0011

Student Financial Aid 2023-24

2022-23 Data

Institution: Missouri University of Science and Technology (178411)

User ID: 29C0011

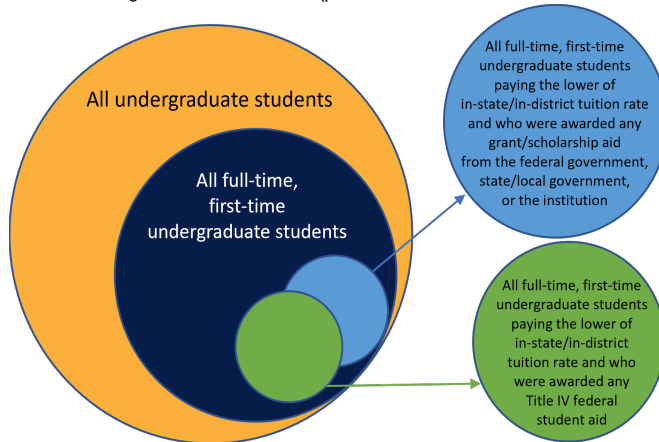
Overview

IPEDS Student Financial Aid Component Overview - Academic Reporters

Welcome to the Student Financial Aid (SFA) survey component. The purpose of the SFA component is to collect information about financial aid provided to various groups of undergraduate students and military/veteran educational benefits for all students at your institution.

Data Reporting Reminders:

- Report data to accurately reflect the period corresponding with the IPEDS survey component, even if such reporting is seemingly inconsistent with prior-year reporting.
- Undergraduate Student Counts
You will be asked to report information for:
 - All undergraduate students
 - Full-time, first-time degree/certificate-seeking undergraduate students (FTFT)
 - FTFT undergraduate students who (paid the lower of in-state/in-district tuition rate for public institutions and) were awarded any grant/scholarship aid from the federal government, state/local government, or the institution
 - FTFT undergraduate students who (paid the lower of in-state/in-district tuition rate for public institutions and) were awarded any Title IV federal student aid



- COA Revisions
Revisions to Cost of Attendance (COA) used to calculate the net price of attendance can be made in this component. Consult the instructions and screens to make sure you are reporting the correct aid amounts for the correct groups of students.
- College Affordability and Transparency Lists
Net price amounts calculated in SFA will be used to populate the U.S. Department of Education's College Affordability and Transparency lists.
- Interactive Edits and Error Messages
SFA contains interactive edits that will check for blank fields, invalid values, or values that fall outside expected ranges. Some error messages will require you to confirm or explain the values that you entered. Some error messages are fatal and will require you to contact the IPEDS Help Desk at (877) 225-2568 for resolution.
- Context Boxes
You will find optional text boxes throughout SFA. Context boxes allow you to provide more information about the data you enter. Some of these context boxes may be made available to the public on College Navigator, so make sure that the information you enter can be understood easily by students, parents, and the public.

Changes to reporting:

The following changes were implemented for the 2023-24 data collection period:

- Removed the 'Groups terminology'
- Renumbered lines on screens and in instructions
- Reiterated instructions on what is reported in each part for specific students and reporting periods
- Rephrased "room and board" terminology in survey materials to "food and housing," including Glossary terms
- Added FAQ regarding inclusion of incarcerated students
- Revised FAQ regarding experimental site participants

Resources:

- To download the survey materials for this component: [Survey Materials](#)
- To access your prior year data submission for this component: [Reported Data](#)

If you have questions about completing this survey, please contact the IPEDS Help Desk at 1-877-225-2568.

Institution: Missouri University of Science and Technology (178411)

User ID: 29C0011

Section 1: Part A - Establish Your Student Counts


Part A - Establish Your Student Counts

Instructions:

In the fields below, report the number of students enrolled in Fall 2022.

Reporting Reminders:

- Part A establishes student counts.
- The numbers on this screen are carried forward to other parts of the Student Financial Aid Survey component and checked for consistency with data reported in other survey components.

		YOUR CURRENT YEAR DATA	YOUR PRIOR YEAR DATA
		Fall 2022	Fall 2021
02	 All undergraduate students	<input type="text" value="5,498"/>	5,696
03	All degree/certificate-seeking undergraduate students Of those on line 02, those who are degree/certificate-seeking	<input type="text" value="5,453"/>	
04	Of those on line 02, those who are non-degree/non-certificate-seeking (Line 02 – Line 03)	45	
05	All full-time, first-time degree certificate-seeking undergraduate students Of those on line 03, those who are full-time, first-time	<input type="text" value="1,136"/>	1,180
06	Of those on line 05, those awarded any: <ul style="list-style-type: none">• <u>Federal Work Study</u>,• <u>Loans to students</u>,• Grant or scholarship aid from the federal government, state/local government, the institution, or• Other sources known to the institution	<input type="text" value="1,116"/>	1,154
07	Of those on line 05, those awarded any: <ul style="list-style-type: none">• <u>loans to students</u> or• Grant or scholarship aid from the federal government, state/local government, or the institution	<input type="text" value="1,111"/>	1,152
08	Of those on line 05, those (paying the lower of in-state or in-district tuition rate for public institutions) who were awarded grant or scholarship aid from the federal government, state/local government, or the institution	<input type="text" value="838"/>	890
09	Of those on line 05, those (paying the lower of in-state or in-district tuition rate for public institutions) who were awarded any <u>Title IV federal student aid</u>	<input type="text" value="468"/>	514

Institution: Missouri University of Science and Technology (178411)

User ID: 29C0011

Section 1: Part B - Student Counts and Financial Aid Award Amounts


Part B - Enter Student Counts and Financial Aid Award Amounts

For this part, report:

For These Students	The Following Type(s) of Aid	Awarded in This Period
• All undergraduate students enrolled in Fall 2022 for the 2022-23 academic year as defined by the institution	<ul style="list-style-type: none">Grant or scholarship aid from:<ul style="list-style-type: none">federal governmentstate/local governmentthe institutionother sources known to the institutionLoans to students from:<ul style="list-style-type: none">the federal government	• Any time during academic year 2022-23
Information from Part A		Fall 2022
All undergraduate students (This number is carried forward from Part A, Line 02.)		5,498
Degree/certificate-seeking undergraduate students (This number is carried forward from Part A, Line 03.)		5,453
Non-degree/non-certificate-seeking undergraduate students (This number is carried forward from Part A, Line 04.)		45

In the fields below, report the student counts and the total amount of aid awarded for each aid type and student category.

Aid Type		2022-23											
		All undergraduate students				All degree/certificate-seeking undergraduates				All non-degree/non-certificate-seeking undergraduates			
		Number students who were awarded aid	Percentage of students who were awarded aid	Total amount of aid awarded	Average amount of aid awarded (Col.3/Col.1)	Number students who were awarded aid	Percentage of students who were awarded aid	Total amount of aid awarded	Average amount of aid awarded (Col.7/Col.5)	Number students who were awarded aid (Col.1-Col.5)	Percentage of students who were awarded aid	Total amount of aid awarded (Col.3-Col.7)	Average amount of aid awarded
		Col. 1	Col. 2	Col. 3	Col. 4	Col. 5	Col. 6	Col. 7	Col. 8	Col. 9	Col. 10	Col. 11	Col. 12
01	Grant or scholarship aid from the federal government, state/local government, the institution, and other sources known to the institution (Do NOT include federal student loans)	4,754	86	56,563,412	11,898	4,734	87	56,532,213	11,942	20	44	31,199	1,560
02	Federal Pell Grants	1,141	21	5,608,969	4,916	1,141	21	5,608,969	4,916	0	0	0	
03	Federal loans to students	2,219	40	13,372,390	6,026	2,219	41	13,372,390	6,026	0	0	0	

 You may use the box below to provide additional context for the data you have reported above. Context notes will be posted on the College Navigator website. Therefore, you should write all context notes using proper grammar (e.g., complete sentences with punctuation) and common language that can be easily understood by students and parents (e.g., spell out acronyms).

Non-applicable

Institution: Missouri University of Science and Technology (178411)

User ID: 29C0011

Section 1: Part C, Page 1 - full-time, first-time degree/certificate-seeking undergraduate students

Part C, Page 1 - Enter Information about full-time, first-time degree/certificate-seeking undergraduate students

Reporting Reminders:

- In the fields below, report the number of full-time, first-time degree/certificate-seeking undergraduate students enrolled in Fall 2022 paying the lower of in-state or in-district tuition rate. If your institution does not offer different rates, report all students as paying in-state tuition rates.

Information from Part A		Fall 2022		
01	Full-time, first-time degree/certificate-seeking undergraduate students (This number is carried forward from Part A, Line 05)	1,136		
Full-time, first-time students:		YOUR CURRENT YEAR DATA		YOUR PRIOR YEAR DATA
		Fall 2022		Fall 2021
		Number of students	Percentage of students	Percentage of students
02	<u>paying in-district tuition rates</u>	<input type="text" value="0"/>	0	0
03	<u>paying in-state tuition rates</u>	<input type="text" value="861"/>	76	79
04	<u>paying out-of-state tuition rates</u>	<input type="text" value="275"/>	24	21
05	Unknown (calculated value) This value is calculated using the following formula: [Line 01-(Line 02 +Line 03 +Line 04)]	<input type="text" value="0"/>	0	0

Institution: Missouri University of Science and Technology (178411)

User ID: 29C0011

Section 1: Part C, Page 2 - full-time, first-time degree/certificate-seeking undergraduate students

Part C, Page 2 - Enter Information about full-time, first-time degree/certificate-seeking undergraduate students.

For this part, report:


For These Students	The Following Type(s) of Aid	Awarded in This Period
<ul style="list-style-type: none"> Full-time, first-time degree/certificate-seeking undergraduate students enrolled in Fall 2022 for the 2022-23 academic year as defined by the institution 	<ul style="list-style-type: none"> Grant or scholarship aid from: <ul style="list-style-type: none"> federal government state/local government the institution Loans to students from: <ul style="list-style-type: none"> the federal government other sources, including private or other loans Do not include: <ul style="list-style-type: none"> grant or scholarship aid from private or other sources PLUS loans or loans made to anyone other than the student 	<ul style="list-style-type: none"> Any time during academic year 2022-23

Information from Part A	Fall 2022
Full-time, first-time degree/certificate-seeking undergraduate students (This number is carried forward from Part A, Line 05)	1,136
(This number is carried forward from Part A, Line 06) <ul style="list-style-type: none"> Full-time, first-time degree/certificate-seeking undergraduate students awarded: <ul style="list-style-type: none"> Federal Work Study Loans to students Grant or scholarship aid from the federal government, state/local government, or the institution Other sources known to the institution 	1,116
(This number is carried forward from Part A, Line 07) <ul style="list-style-type: none"> Full-time, first-time degree/certificate-seeking undergraduate students awarded: <ul style="list-style-type: none"> Loans to students Grant or scholarship aid from the federal government, state/local government, or the institution 	1,111
(This number is carried forward from Part A, Line 08) <ul style="list-style-type: none"> Full-time, first-time degree/certificate-seeking undergraduate students who paying the lower of in-state or in-district tuition rate for public institutions were awarded: <ul style="list-style-type: none"> Grant or scholarship aid from the federal government, state/local government, or the institution 	838

In the fields below, report the number of full-time, first-time degree/certificate-seeking undergraduate students and the total amount of aid awarded for each type of aid. Enter unduplicated student counts within a each aid category (e.g., Federal Pell Grants). However, a student can appear in more than one aid category.

Aid Type		Full-time, first-time degree/certificate-seeking undergraduate students (Part A, Line 05)				
		CURRENT YEAR DATA				YOUR PRIOR YEAR DATA
		Fall 2022				Fall 2021
		Number of FTFT students awarded aid	Percentage of FTFT students awarded aid	Total amount of aid awarded to FTFT students	Average amount of aid awarded to FTFT students	Average amount of aid awarded to FTFT students
01	Grants or scholarships from the federal government, state/local government, or the institution	1,106	97	15,430,981	13,952	13,779
02	<u>Federal grants</u> and scholarship aid	243	21	1,279,462	<input checked="" type="checkbox"/> 5,265	3,738
03	<u>Federal Pell Grants</u>	235	21	1,182,798	5,033	4,848
04	<u>Other federal grants</u> and scholarship aid	191	17	96,664	<input checked="" type="checkbox"/> 506	1,912
05	<u>State/local government grant</u> or scholarship aid (includes <u>fellowships</u> /tuition waivers/exemptions)	522	46	1,575,106	3,017	2,912
06	<u>Institutional grant</u> or scholarship aid (includes <u>fellowships</u> /tuition waivers/exemptions)	1,088	96	12,576,413	<input checked="" type="checkbox"/> 11,559	10,713
07	<u>Loans to students</u>	523	46	4,545,858	<input checked="" type="checkbox"/> 8,692	6,920
08	Federal loans to students	499	44	2,569,138	5,149	4,858

09	Other loans to students (including private loans)	150	13	1,976,720	<input checked="" type="checkbox"/> 13,178	10,560
----	--	-----	----	-----------	--	--------

 You may use the box below to provide additional context for the data you have reported above. Context notes will be posted on the College Navigator website. Therefore, you should write all context notes using proper grammar (e.g., complete sentences with punctuation) and common language that can be easily understood by students and parents (e.g., spell out acronyms).

Non-applicable

Institution: Missouri University of Science and Technology (178411)

User ID: 29C0011

Section 1: Comparison Chart

Comparison Chart

Reporting Reminders:

- Based on the information reported on the previous screens for all undergraduate students and full-time, first-time degree/certificate-seeking undergraduate students, this comparison chart seeks to help institutions check their reported data. Assuming the information reported is correct, the calculated fields for 'All Other Undergraduate students' should be the balance. Similarly, comparison chart values for all degree/certificate and all non-degree/ certificate undergraduates should match the total reported in columns 1-4 in Section 1, Part B. If the balance does not check with your institution's calculations, please correct your reported numbers before moving forward with the completion of the SFA survey component.
- Data for all degree/certificate seeking undergraduate students and full-time, first-time undergraduate students are published on College Navigator.

Note:

- Data for the 'all other degree/certificate undergraduate' students and all non-degree/certificate undergraduate students will appear in the IPEDS Data Center for data users, but not in College Navigator.

		Fall 2022	Academic Year 2022-23	Academic Year 2022-23
		Number of students	Federal Pell grants	Federal Student Loans
01	All degree/certificate seeking undergraduate students	5,453		
02	Number of students awarded aid		1,141	2,219
03	Percentage awarded aid		21	41
04	Total amount of aid awarded		5,608,969	13,372,390
05	Average amount of aid awarded		4,916	6,026
06	Full-time, first-time degree/certificate seeking undergraduate students	1,136		
07	Number of students awarded aid		235	499
08	Percentage awarded aid		21	44
09	Total amount of aid awarded		1,182,798	2,569,138
10	Average amount of aid awarded		5,033	5,149
11	All other degree/certificate seeking undergraduate students	4,317		
12	Number of students awarded aid		906	1,720
13	Percentage awarded aid		21	40
14	Total amount of aid awarded		4,426,171	10,803,252
15	Average amount of aid awarded		4,885	6,281
16	All non-degree/non-certificate-seeking undergraduate students	45		
17	Number of students awarded aid		0	0
18	Percentage awarded aid		0	0
19	Total amount of aid awarded		0	0
20	Average amount of aid awarded			

Institution: Missouri University of Science and Technology (178411)

User ID: 29C0011

Section 1: Cost of Attendance

Cost of attendance for full-time, first-time undergraduate students

Reporting Reminders:

- These numbers are carried forward from Institutional Characteristics (IC) Survey and should only be changed if an error was made in the reporting.
- Please review the amounts below for accuracy and consistency with your institution's records. These data will be made available to the public on College Navigator. If your institution participates in any Title IV programs (Federal Pell Grant, Federal Direct Loan, etc.), all information must be reported.
- Estimates of expenses for books and supplies, food and housing, and other expenses are those from the **Cost of Attendance report** used by the financial aid office in determining financial need. Please talk to your IC Survey data reporter before changing these numbers to ensure the data is correct.

Charges for full academic year	2020-21	2021-22	2022-23
Published <u>tuition</u> and <u>required fees</u> :			
<u>In-district</u>			
Tuition	8,708	9,296	9,696
Required fees	1,457	1,517	1,669
Tuition + fees total	10,165	10,813	11,365
<u>In-state</u>			
Tuition	8,708	9,296	9,696
Required fees	1,457	1,517	1,669
Tuition + fees total	10,165	10,813	11,365
<u>Out-of-state</u>			
Tuition	26,659	27,580	28,140
Required fees	1,457	1,517	1,669
Tuition + fees total	28,116	29,097	29,809
<u>Books and supplies</u>	690	782	832
<u>On-campus:</u>			
<u>Food and housing</u>	10,722	11,028	11,248
<u>Other expenses</u>	2,310	2,328	2,472
Food and housing and other expenses	13,032	13,356	13,720
<u>Off-campus (not with family):</u>			
<u>Food and housing</u>			
<u>Other expenses</u>			
Food and housing and other expenses	0	0	0
<u>Off-campus (with family):</u>			
<u>Other expenses</u>	2,310	2,328	2,472

Institution: Missouri University of Science and Technology (178411)

User ID: 29C0011

Section 1: Part D

Part D - Enter information about full-time, first-time degree/certificate-seeking undergraduate students paying the lower of in-state or in-district tuition rate who were awarded grant or scholarship aid from the following sources: the federal government, state/local government, or the institution


Reporting Reminders:

- The information you report in this part will be used in Part F to calculate average institutional net price.
- Do not include students who received HEERF grants only.
- For this part, report:

For These Students	The Following Type(s) of Aid	Awarded in This Period
<ul style="list-style-type: none">• Full-time, first-time degree/certificate-seeking undergraduate students enrolled in Fall 2022 for the 2022-23 academic year as defined by the institution paying the lower of in-state or in-district tuition rate for public institutions who were awarded grant or scholarship aid from the following sources: the federal government, state/local government, or the institution• Do not include students awarded only grant or scholarship aid from private or other sources, or students awarded only non-grant aid	<ul style="list-style-type: none">• Grant or scholarship aid from:<ul style="list-style-type: none">◦ federal government◦ state/local government◦ the institution• Do not include:<ul style="list-style-type: none">◦ grant or scholarship aid from private or other sources◦ federal student loans◦ parent PLUS loans◦ private loans◦ HEERF grants◦ Federal Work Study amounts	<ul style="list-style-type: none">• Any time during academic year 2022-23

In the fields below, report the number of full-time, first-time degree/certificate-seeking undergraduate students paying the lower of in-state or in-district tuition rate awarded grant or scholarship aid from the following sources: the federal government, state/local government, or the institution with each type of living arrangement and the total amount of grant or scholarship aid from the federal government, state/local government, or the institution awarded to these students. Do not include HEERF grants.

Information from Part A:		YOUR PRIOR YEAR DATA 2020-21	YOUR PRIOR YEAR DATA 2021-22	YOUR CURRENT YEAR DATA 2022-23
01	Full-time, first-time degree/certificate-seeking undergraduate students paying the lower of in-state or in-district tuition rate for public institutions who were awarded grant or scholarship aid from the following sources: the federal government, state/local government, or the institution (This number is carried forward from Part A, Line 08)	846	890	838
Report the number of these students from Part A, Line 08 with the following living arrangements:		YOUR PRIOR YEAR DATA	YOUR PRIOR YEAR DATA	YOUR CURRENT YEAR DATA
		2020-21	2021-22	2022-23
02	<u>On-campus</u>	833	837	826
03	<u>Off-campus (with family)</u>	13	17	12
04	<u>Off-campus (not with family)</u>	0	0	0
05	Unknown (calculated) This value is calculated using the following formula: Line 01 - (Line 02 +Line 03 +Line 04)	0	36	0
06	Report the total amount of grant or scholarship aid from the federal government, state/local government, or the institution awarded to these students. Do not include HEERF grants.	8,572,194	9,530,347	9,504,997
07	Average grant or scholarship aid from the federal government, state/local government, or the institution awarded to full-time, first-time degree/certificate undergraduate students (calculated value). This value is calculated using the following formula: Line 06/Line 01	10,133	10,708	11,342

 You may use the box below to provide additional context for the data you have reported above. Context notes will be posted on the College Navigator website. Therefore, you should write all context notes using proper grammar (e.g., complete sentences with punctuation) and common language that can be easily understood by students and parents (e.g., spell out acronyms).

Non-applicable



Institution: Missouri University of Science and Technology (178411)

User ID: 29C0011

Section 1: Part E

Part E – Enter Information about full-time, first-time degree/certificate-seeking undergraduate students paying the lower of in-state or in-district tuition rate awarded any Title IV federal student aid, including federal grants or federal student loans.

Reporting Reminders:

- The information you report in this part will be used in Part G to calculate average institutional net price by income level.
- Do not include students who received HEERF grants only.
- For this part, report:

For These Students	The Following Type(s) of Aid	Awarded in This Period
<ul style="list-style-type: none">• Full-time, first-time degree/certificate-seeking undergraduate students enrolled Fall 2022 for the 2022-23 academic year as defined by the institution paying the lower of in-state or in-district tuition rate for public institutions who were awarded any Title IV federal student aid	<ul style="list-style-type: none">• Grant or scholarship aid from:<ul style="list-style-type: none">◦ federal government◦ state/local government◦ the institution• Do not include:<ul style="list-style-type: none">◦ grant or scholarship aid from private or other sources◦ federal student loans◦ parent PLUS loans◦ private loans◦ HEERF grants◦ Federal Work Study amounts	<ul style="list-style-type: none">• Any time during academic year 2022-23

- In the fields below, report the number of full-time, first-time degree/certificate-seeking undergraduate students awarded any Title IV students with each type of living arrangement and the total amount of grant or scholarship aid from the federal government, state/local government, or the institution awarded to these students by income level.

Information from Part A:		2020-21	2021-22	2022-23
01	Full-time, first-time degree/certificate-seeking undergraduate students paying the lower of in-state or in-district tuition rate for public institutions who were awarded any Title IV federal student aid (This number is carried forward from Part A, Line 09) Report the number of these students with the following living arrangements:	521	514	468
Report the number of these students from Part A, Line 09 with the following living arrangements:		YOUR PRIOR YEAR DATA	YOUR PRIOR YEAR DATA	YOUR CURRENT YEAR DATA
		2020-21	2021-22	2022-23
02	<u>On-campus</u>	495	504	457
03	<u>Off-campus (with family)</u>	26	<input checked="" type="checkbox"/> 10	11
04	<u>Off-campus (not with family)</u>	0	0	0
05	Unknown (calculated) This value is calculated using the formula: [Line 01 - (Line 02 + Line 03 + Line 04)]	0	0	0

Full-Time, First-Time Degree/Certificate Undergraduates Awarded Title IV Aid

2020-21


	Number of students awarded any Title IV aid	Of those in Column 1, the number awarded any grant or scholarship aid from the following sources: the federal government, state/local government, or the institution	For those in Column 1, the total amount of grant or scholarship aid awarded from the following sources: the federal government, state/local government, or the institution	i Average amount of federal, state/local, and institutional grant or scholarship aid awarded to students in Column 1
Income level	Col. 1	Col. 2	Col. 3	Col. 4
01 \$0-30,000	83	83	1,268,283	15,281
02 \$30,001-48,000	71	71	1,065,834	15,012
03 \$48,001-75,000	92	90	989,493	10,755
04 \$75,001-110,000	108	103	897,606	8,311
05 \$110,001 and more	167	160	1,337,927	8,012
06 Total all income levels	521	507	5,559,143	10,670

2021-22

	Number of students awarded any Title IV aid	Of those in Column 1, the number awarded any grant or scholarship aid from the following sources: the federal government, state/local government, or the institution	For those in Column 1, the total amount of grant or scholarship aid awarded from the following sources: the federal government, state/local government, or the institution	i Average amount of federal, state/local, and institutional grant or scholarship aid awarded to students in Column 1
Income level	Col. 1	Col. 2	Col. 3	Col. 4

01	\$0-30,000	81	81	1,263,639	15,600
02	\$30,001-48,000	71	71	1,054,578	14,853
03	\$48,001-75,000	89	86	1,071,991	12,045
04	\$75,001-110,000	86	81	723,812	8,416
05	\$110,001 and more	187	175	1,507,562	8,062
06	Total all income levels	514	494	5,621,582	10,937

2022-23					
		Number of students awarded any Title IV aid	Of those in Column 1, the number awarded any grant or scholarship aid from the following sources: the federal government, state/local government, or the institution	For those in Column 1, the total amount of grant or scholarship aid awarded from the following sources: the federal government, state/local government, or the institution	i Average amount of federal, state/local, and institutional grant or scholarship aid awarded to students in Column 1
Income level		Col. 1	Col. 2	Col. 3	Col. 4
01	\$0-30,000	77	74	1,241,454	16,123
02	\$30,001-48,000	56	56	857,946	15,320
03	\$48,001-75,000	95	95	1,241,438	13,068
04	\$75,001-110,000	86	86	818,095	9,513
05	\$110,001 and more	154	152	1,400,700	9,095
06	Total all income levels	468	463	5,559,633	11,880

 You may use the box below to provide additional context for the data you have reported above. Context notes will be posted on the College Navigator website. Therefore, you should write all context notes using proper grammar (e.g., complete sentences with punctuation) and common language that can be easily understood by students and parents (e.g., spell out acronyms).

Non-applicable

Institution: Missouri University of Science and Technology (178411)

User ID: 29C0011


Section 1: Part F

Part F – Net Price Calculation for Full-time, first-time degree/certificate-seeking undergraduate students awarded grant or scholarship aid from the federal government, state/local government, or the institution

Note:

- The following net price calculation is based on information that your institution reported in the Institutional Characteristics and Student Financial Aid components. For more information about the data your institution reported in the Institutional Characteristics component, please contact your institution's IPEDS Keyholder.

Cost of attendance components			YOUR PRIOR YEAR DATA	YOUR PRIOR YEAR DATA	YOUR CURRENT YEAR DATA
			2020-21	2021-22	2022-23
01	Published <u>tuition</u> and <u>required fees</u> (lower of in-state or in-district tuition rate for public institutions)		10,165	10,813	11,365
02	<u>Books and supplies</u>		690	782	832
03	<u>Food and housing</u> and <u>other expenses</u> by living arrangement				
	03a	<u>On-campus</u>	13,032	13,356	13,720
	03b	<u>Off-campus (with family)</u>	2,310	2,328	2,472
	03c	<u>Off-campus (not with family)</u>	0	0	0
04	Number of these students by living arrangement		YOUR PRIOR YEAR DATA	YOUR PRIOR YEAR DATA	YOUR CURRENT YEAR DATA
			2020-21	2021-22	2022-23
	04a	<u>On-campus</u>	833	837	826
	04b	<u>Off-campus (with family)</u>	13	17	12
	04c	<u>Off-campus (not with family)</u>	0	0	0
	04d	Unknown	0	36	0
05	Weighted average for food and housing and other expenses by number of students for each living arrangement (excluding unknown values) See instructions for the formula for this calculation		12,867	13,136	13,559
06	Total cost of attendance This value is calculated using the following formula: [F01+F02+F05]		23,722	24,731	25,756
07	Average amount of grant or scholarship aid awarded to these students from the following sources: the federal government, state/local government, and the institution		10,133	10,708	11,342
08	Average institutional <u>net price</u> for these students This value is calculated using the following formula: [F06-F07]		13,589	14,023	14,414
As required by the <i>Higher Education Act of 1965, as amended</i> , these amounts will be posted on the U.S. Department of Education's College Navigator website and used in the U.S. Department of Education's College Affordability and Transparency Lists.					

 You may use the box below to provide additional context for the data you have reported above. Context notes will be posted on the College Navigator website. Therefore, you should write all context notes using proper grammar (e.g., complete sentences with punctuation) and common language that can be easily understood by students and parents (e.g., spell out acronyms).

Non-applicable

Institution: Missouri University of Science and Technology (178411)

User ID: 29C0011


Section 1: Part G

Part G – Net Price Calculation for Full-time, first-time degree/certificate-seeking undergraduate students awarded any Title IV federal student aid.

Note:

- The following net price calculation is based on information that your institution reported in the Institutional Characteristics and Student Financial Aid components. For more information about the data your institution reported in the Institutional Characteristics survey component, please contact your institution's IPEDS Keyholder.

Cost of attendance of components			YOUR PRIOR YEAR DATA	YOUR PRIOR YEAR DATA	YOUR CURRENT YEAR DATA
			2020-21	2021-22	2022-23
01	Published <u>tuition</u> and <u>required fees</u> (lower of in-state or in-district tuition rate for public institutions)		10,165	10,813	11,365
02	<u>Books and supplies</u>		690	782	832
03	<u>Food and housing</u> and <u>other expenses</u> by living arrangement				
	03a	<u>On-campus</u>	13,032	13,356	13,720
	03b	<u>Off-campus (with family)</u>	2,310	2,328	2,472
	03c	<u>Off-campus (not with family)</u>	0	0	0
04	Number of these students by living arrangement				
	04a	<u>On-campus</u>	495	504	457
	04b	<u>Off-campus (with family)</u>	26	10	11
	04c	<u>Off-campus (not with family)</u>	0	0	0
	04d	Unknown	0	0	0
05	Weighted average for food and housing and other expenses by number of students for each living arrangement (excluding unknown values) See instructions for the formula for this calculation		12,497	13,141	13,456
06	Total cost of attendance by income level This value is calculated using the following formula: [G01+G02+G05]		23,352	24,736	25,653
07	Average amount of grant or scholarship aid awarded to these students from the following sources: the federal government, state/local government, and the institution				
	07a	\$0-30,000	15,281	15,600	16,123
	07b	\$30,001-48,000	15,012	14,853	15,320
	07c	\$48,001-75,000	10,755	12,045	13,068
	07d	\$75,001-110,000	8,311	8,416	9,513
	07e	\$110,001 and more	8,012	8,062	9,095
	07f	Total all income levels	10,670	10,937	11,880
08	Average institutional <u>net price</u> for full-time, first-time degree/certificate-seeking undergraduate students (paying the lower of in-state or in-district tuition rate for public institutions) who were awarded any Title IV federal student aid by income level. This value is calculated using the following formula: [G06-G07]				
	08a	\$0-30,000	8,071	9,136	9,530
	08b	\$30,001-48,000	8,340	9,883	10,333
	08c	\$48,001-75,000	12,597	12,691	12,585
	08d	\$75,001-110,000	15,041	16,320	16,140
	08e	\$110,001 and more	15,340	16,674	16,558
	08f	Total all income levels	12,682	13,799	13,773
As required by the <i>Higher Education Act of 1965, as amended</i> , these amounts will be posted on the U.S. Department of Education's College Navigator website.					

 You may use the box below to provide additional context for the data you have reported above. Context notes will be posted on the College Navigator website. Therefore, you should write all context notes using proper grammar (e.g., complete sentences with punctuation) and common language that can be easily understood by students and parents (e.g., spell out acronyms).

Non-applicable

Institution: Missouri University of Science and Technology (178411)

User ID: 29C0011

Section 2: Military Servicemembers and Veteran's Benefits - Undergraduate and Graduate Students**Section 2: Military Servicemembers and Veteran's Benefits - Undergraduate and Graduate Students**

Important Note:

- Report for **Post-9/11 GI Bill Benefits**: July 1, 2022 - June 30, 2023.
- Report for **Department of Defense Tuition Assistance Program**: October 1, 2022 - September 30, 2023

Reporting Reminders:

- Report program student counts and disbursed amounts known to the institution for the Veteran's Affairs and Department of Defense programs listed.
- Report unduplicated student counts within a category (e.g., Post 9/11 GI Bill Benefits), however, a student can appear in both categories (i.e., a student can be counted as a Post 9/11 GI Bill Benefits recipient and a Department of Defense Tuition Assistance recipient).
- Student recipients can also include eligible dependents.
- Consult with your campus certifying official, who may not be in the student financial aid office.
- For Post-9/11 GI Bill Benefits, do not include the matching institutional aid provided through the Yellow Ribbon Program if your school participated.
- Do not leave a cell blank. Enter zero (0) if your institution did not have beneficiaries for the financial assistance program or program level.

Type of benefit/assistance	YOUR CURRENT YEAR DATA			YOUR PRIOR YEAR DATA
	2022-23			2021-22
	Number of students receiving benefits/assistance	Total dollar amount of benefits/assistance disbursed through the institution	Average dollar amount of benefits/assistance disbursed through the institution	Average dollar amount of benefits/assistance disbursed through the institution
	(1)	(2)	(3)	
Post-9/11 GI Bill Benefits				
Undergraduate students	105	1,118,998	10,657	11,260
Graduate students	59	443,954	7,525	7,277
Total	164	1,562,952	9,530	9,876
Department of Defense Tuition Assistance Program				
Undergraduate students	4	4,500	<input checked="" type="checkbox"/> 1,125	4,202
Graduate students	57	107,700	<input checked="" type="checkbox"/> 1,889	3,586
Total	61	112,200	1,839	3,664

Institution: Missouri University of Science and Technology (178411)

User ID: 29C0011

Prepared by

Prepared by

Reporting Reminders:

- The name of the preparer is being collected so that we can follow up with the appropriate person in the event that there are questions concerning the data.
- The Keyholder will be copied on all email correspondence to other preparers.
- The time it took to prepare this component is being collected so that we can continue to improve our estimate of the reporting burden associated with IPEDS.
- Please include in your estimate the time it took for you to review instructions, query and search data sources, complete and review the component, and submit the data through the Data Collection System.
- Thank you for your assistance.

This survey component was prepared by:					
<input checked="" type="radio"/>	Keyholder	<input type="radio"/>	SFA Contact	<input type="radio"/>	HR Contact
<input type="radio"/>	Finance Contact	<input type="radio"/>	Academic Library Contact	<input type="radio"/>	Other
Name:		<input type="text" value="Randy Sade"/>			
Email:		<input type="text" value="SadeR@umsystem.edu"/>			

How many staff from your institution only were involved in the data collection and reporting process of this survey component?	
<input type="text" value="4.00"/>	Number of Staff (including yourself)

How many hours did you and others from your institution only spend on each of the steps below when responding to this survey component? <i>Exclude the hours spent collecting data for state and other reporting purposes.</i>				
Staff member	Collecting Data Needed	Revising Data to Match IPEDS Requirements	Entering Data	Revising and Locking Data
Your office	<input type="text" value="6.00"/> hours	<input type="text" value="0.00"/> hours	<input type="text" value="1.00"/> hours	<input type="text" value="3.25"/> hours
Other offices	<input type="text" value="18.00"/> hours	<input type="text" value="0.00"/> hours	<input type="text" value="2.00"/> hours	<input type="text" value="5.00"/> hours

Institution: Missouri University of Science and Technology (178411)

User ID: 29C0011

Summary

Student Financial Aid Component Summary

The purpose of this summary is to provide you an opportunity to view some of the data that, when accepted through the IPEDS quality control process, will appear on the [College Navigator](#) website and/or your institution's Data Feedback Report (DFR). In addition, all data reported in IPEDS survey components become publicly available through the [IPEDS Use the Data](#) and appear as aggregated statistics in various Department of Education reports. [College Navigator](#) is updated approximately three months after the data collection period closes and DFRs will be available through the [IPEDS Use the Data](#) and sent to your institution's CEO at the end of 2024.

Please review your data for accuracy. If you have questions about the data displayed below or after reviewing the data reported on the survey screens, please contact the IPEDS Help Desk at: 1-877-225-2568 or ipedshelp@rti.org.

GENERAL INFORMATION	
Reporter Type	Academic
Calendar System	Semester Postsecondary awards, certificates, or diplomas of 300-899 clock hours...
Award Levels Offered	Bachelor's degree Postbaccalaureate certificate Master's degree Doctor's degree - research/scholarship Full-time Undergraduate
Levels of Enrollment Offered	Full-time First-time, degree/certificate-seeking Undergraduate Full-time Graduate (not including doctor's professional) Part-time Undergraduate Part-time First-time, degree/certificate-seeking Undergraduate Part-time Graduate (not including doctor's professional)
System	University of Missouri System

Financial Aid Information Summary				
		Fall 2022	Academic Year 2022-23	Academic Year 2022-23
		Number of students	Federal Pell grants	Federal Student Loans
01	All degree/certificate seeking undergraduate students	5,453		
02	Number of students awarded aid		1,141	2,219
03	Percentage awarded aid		21	41
04	Total amount of aid awarded		5,608,969	13,372,390
05	Average amount of aid awarded		4,916	6,026
06	Full-time, first-time degree/certificate seeking undergraduate students	1,136		
07	Number of students awarded aid		235	499
08	Percentage awarded aid		21	44
09	Total amount of aid awarded		1,182,798	2,569,138
10	Average amount of aid awarded		5,033	5,149
11	All other degree/certificate seeking undergraduate students	4,317		
12	Number of students awarded aid		906	1,720
13	Percentage awarded aid		21	40
14	Total amount of aid awarded		4,426,171	10,803,252
15	Average amount of aid awarded		4,885	6,281
16	All non-degree/non-certificate-seeking undergraduate students	45		
17	Number of students awarded aid		0	0
18	Percentage awarded aid		0	0
19	Total amount of aid awarded		0	0
20	Average amount of aid awarded			

Pricing Information			
Cost of attendance for full-time, first-time undergraduate students			
Charges for full academic year	2020-21	2021-22	2022-23

Published <u>In-state</u> Tuition + fees total	10,165	10,813	11,365
Published <u>Out-of-state</u> Tuition + fees total	28,116	29,097	29,809
<u>Books and supplies</u>	690	782	832
<u>On-campus: Food and housing</u>	10,722	11,028	11,248
<u>On-campus: Other expenses</u>	2,310	2,328	2,472
<u>Off-campus (not with family): Food and housing</u>			
<u>Off-campus (not with family): Other expenses</u>			
<u>Off-campus (with family): Other expenses</u>	2,310	2,328	2,472

Average Net Price				
		2020-21	2021-22	2022-23
Average institutional net price for Full-time, first-time degree/certificate-seeking undergraduate students paying the lower of in-state or in-district tuition rate for public institutions who were awarded grant or scholarship aid from the federal government, state/local government, or the institution		13,589	14,023	14,414
Average institutional net price for full-time, first-time degree/certificate-seeking undergraduate students paying the lower of in-state or in-district tuition rate for public institutions who were awarded any Title IV federal student aid by income level.				
	\$0-30,000	8,071	9,136	9,530
	\$30,001-48,000	8,340	9,883	10,333
	\$48,001-75,000	12,597	12,691	12,585
	\$75,001-110,000	15,041	16,320	16,140
	\$110,001 and more	15,340	16,674	16,558
	Total all income levels	12,682	13,799	13,773

Military Service Members and Veteran's Benefits			
Type of benefit/assistance		Number of students receiving benefits/assistance	Total dollar amount of benefits/assistance disbursed through the institution
<u>Post-9/11 GI Bill Benefits</u>			
	Undergraduate students	105	1,118,998
	Graduate students	59	443,954
	Total	164	1,562,952
<u>Department of Defense Tuition Assistance Program</u>			
	Undergraduate students	4	4,500
	Graduate students	57	107,700
	Total	61	112,200

Edit Report

Student Financial Aid

Source	Description	Severity	Resolved	Options
Global Edits				
Perform Edits	In Part D and E, you reported students in a living arrangement that was NOT reported on the Cost of Attendance Page. If students lived in a particular arrangement (e.g. on-campus, off-campus not with family, off-campus with family), those costs must be reported in all applicable sections of SFA. Please correct your data. (Error #7349)	Fatal	Yes	
Reason	Overridden by administrator. Consistent with PY. All FTFT students must live on campus, but make exceptions for FTFT students who have parents living in state. ST			
Perform Edits	In Part D and E, you reported students in a living arrangement that was NOT reported on the Cost of Attendance Page. If students lived in a particular arrangement (e.g. on-campus, off-campus not with family, off-campus with family), those costs must be reported in all applicable sections of SFA. Please correct your data. (Error #7349)	Fatal	Yes	
Reason	Overridden by administrator. Consistent with PY. All FTFT students must live on campus, but make exceptions for FTFT students who have parents living in state. ST			
Perform Edits	In Part D and E, you reported students in a living arrangement that was NOT reported on the Cost of Attendance Page. If students lived in a particular arrangement (e.g. on-campus, off-campus not with family, off-campus with family), those costs must be reported in all applicable sections of SFA. Please correct your data. (Error #7349)	Fatal	Yes	
Reason	Overridden by administrator. Consistent with PY. All FTFT students must live on campus, but make exceptions for FTFT students who have parents living in state. ST			
Screen: Page 2 - Full-time, first-time degree/certificate-seeking undergraduate students				
Screen Entry	The average amount of this type of aid awarded to FTFT Undergraduate students is outside the expected range of between 10,031 and 11,395 when compared with the prior year value. Please check the number of students and the total amount of aid awarded to these students, and correct or explain the discrepant values. (Error #7147)	Explanation	Yes	
Reason	There was an increase in available funding through privately funded institutional scholarships.			
Screen Entry	The average amount of this type of aid awarded to FTFT Undergraduate students is outside the expected range of between 1,230 and 2,594 when compared with the prior year value. Please check the number of students and the total amount of aid awarded to these students, and correct or explain the discrepant values. (Error #7147)	Explanation	Yes	
Reason	No Higher Education Emergency Relief Fund (HEERF) funding spent as in previous years.			
Screen Entry	The average amount of this type of aid awarded to FTFT Undergraduate students is outside the expected range of between 3,056 and 4,420 when compared with the prior year value. Please check the number of students and the total amount of aid awarded to these students, and correct or explain the discrepant values. (Error #7147)	Explanation	Yes	
Reason	No Higher Education Emergency Relief Fund (HEERF) funding spent as in previous years. These grants on average were a smaller amount per student across many more students.			
Screen Entry	The average amount of this type of aid awarded to FTFT Undergraduate students is outside the expected range of between 9,878 and 11,242 when compared with the prior year value. Please check the number of students and the total amount of aid awarded to these students, and correct or explain the discrepant values. (Error #7147)	Explanation	Yes	
Reason	Private loan average increased due to reduction in HEERF funding available as in previous years.			
Screen Entry	The average amount of this type of aid awarded to FTFT Undergraduate students is outside the expected range of between 6,238 and 7,602 when compared with the prior year value. Please check the number of students and the total amount of aid awarded to these students, and correct or explain the discrepant values. (Error #7147)	Explanation	Yes	
Reason	Private loan average increased due to reduction in HEERF funding available as in previous years.			
Screen: Full-time, first-time degree/certificate-seeking undergraduate students				
Screen Entry	The number entered is outside the expected range of between 19 and 33 when compared with the prior year value. Please correct your data or explain. (Error #7169) This edit and explanation were retained from the prior year (for reference) and do not need to be re-explained in the current year edit report.	Explanation	Yes	
Reason	Numbers are relatively small so any changes will cause a large percentage change.			

Screen: Military Servicemembers and Veteran's Benefits				
Screen Entry	This value is out of range compared to the prior year amount. Please correct your data or explain. (Error #7265)	Explanation	Yes	
Reason	Army tuition assistance payments are less than in past years because there were some delays with invoicing through the Army IgnitEd portal.			
Screen Entry	This value is out of range compared to the prior year amount. Please correct your data or explain. (Error #7265)	Explanation	Yes	
Reason	Army tuition assistance payments are less than in past years because there were some delays with invoicing through the Army IgnitEd portal.			