

# IPEDS 2021-22 Data Collection System

IPEDS HELP DESK (877) 225-2568 | [ipedshelp@rti.org](mailto:ipedshelp@rti.org)

OMB NO. 1850-0582 v.29 : Approval Expires 8/31/2022

User ID: 29C0011

Student Financial Aid 2021-22

2020-21 Data

Institution: University of Missouri-Columbia (178396)

User ID: 29C0011

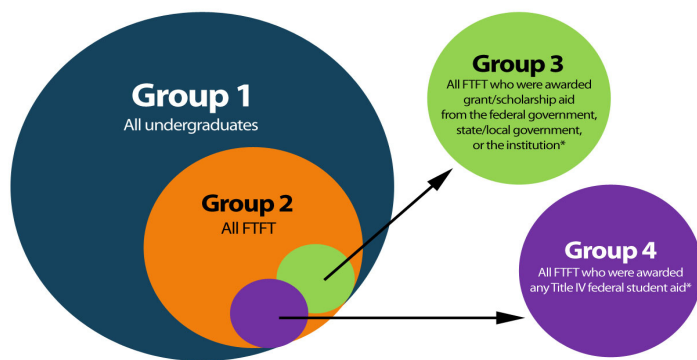
## Overview

### IPEDS Student Financial Aid Component Overview - Public Academic Reporters

Welcome to the Student Financial Aid (SFA) component. The purpose of the SFA component is to collect information about financial aid provided to various groups of undergraduate students and military/veteran educational benefits for all students at your institution.

#### Data Reporting Reminders:

- Report data to accurately reflect the time period corresponding with the IPEDS survey component, even if such reporting is seemingly inconsistent with prior-year reporting. For example, if a summer term began later than usual due to Coronavirus Pandemic postponements, continue to report using the timeframes as defined in the IPEDS instructions. NCES expects that some data reported during the 2021-22 data collection year will vary from established prior trends due to the impacts of Coronavirus Pandemic. If an error edit is triggered even when submitting accurate data, please indicate in the corresponding context box or verbally to the Help Desk that the seemingly inconsistent data are accurate and reflect the effects of Coronavirus Pandemic.
- Undergraduate Student Groups  
You will be asked to report information for different groups of students.
  - Group 1: All undergraduate students
  - Group 2: Of Group 1, full-time, first-time degree/certificate-seeking students (FTFT)
  - Group 3: Of Group 2, FTFT students who paid the in-state/in-district tuition rate and were awarded any grant/scholarship aid from the federal government, state/local government, or the institution
  - Group 4: Of Group 2, FTFT students who paid the in-state/in-district tuition rate and were awarded any Title IV federal student aid



\*For public institutions, include only those students paying the in-state or in-district tuition rate. For program reporters, include only those students enrolled in the institution's largest program.

- COA Revisions  
Revisions to Cost of Attendance (COA) used to calculate the net price of attendance can be made in this component. Consult the instructions and screens to make sure you are reporting the correct aid amounts for the correct groups of students.
- College Affordability and Transparency Lists  
Net price amounts calculated in SFA will be used to populate the U.S. Department of Education's College Affordability and Transparency lists.
- Interactive Edits and Error Messages  
SFA contains interactive edits that will check for blank fields, invalid values, or values that fall outside expected ranges. Some error messages will require you to confirm or explain the values that you entered. Some error messages are fatal and will require you to contact the IPEDS Help Desk at (877) 225-2568 for resolution.
- Context Boxes  
You will find optional text boxes throughout SFA. Context boxes allow you to provide more information about the data you enter. Some of these context boxes may be made available to the public on College Navigator, so make sure that the information you enter can be understood easily by students, parents, and the general public.

#### Changes to reporting for 2021-22:

There is a new FAQ about reporting financial aid awards for students who attend in the summer.

#### Resources:

- To download the survey materials for this component: [Survey Materials](#)
- To access your prior year data submission for this component: [Reported Data](#)

If you have questions about completing this survey, please contact the IPEDS Help Desk at 1-877-225-2568.

Institution: University of Missouri-Columbia (178396)


User ID: 29C0011

## Section 1: Part A

## Part A - Establish Your Groups

## Reporting Reminders:

- Part A establishes the number of students in various groups. Note that the numbers on this screen will be carried forward to other parts of the Student Financial Aid component.
- In the fields below, report the number of students in each of the following groups.

		 Fall 2020	YOUR PRIOR YEAR DATA Fall 2019
01	Group 1 All <u>undergraduate</u> students	23,383	22,589
02	Group 2 Of those in Group 1, those who are <u>full-time</u> , <u>first-time</u> degree/certificate-seeking	5,255	5,373
02a	Of those in Group 2, those who were awarded any <u>Federal Work Study</u> , <u>loans to students</u> , or grant or scholarship aid from the federal government, state/local government, the institution, or other sources known to the institution	4,769	4,981
02b	Of those in Group 2, those who were awarded any <u>loans to students</u> or grant or scholarship aid from the federal government, state/local government, or the institution	4,670	4,916
03	Group 3 Of those in Group 2, those who paid the in-state or in-district tuition rate and who were awarded grant or scholarship aid from the federal government, state/local government, or the institution	3,195	3,225
04	Group 4 Of those in Group 2, those who paid the in-state or in-district tuition rate and who were awarded any <u>Title IV federal student aid</u>	1,877	1,995

Institution: University of Missouri-Columbia (178396)

User ID: 29C0011

## Section 1: Part B

## Part B - Enter Information About Group 1

## Reporting Reminders:


- Group 1 students are **ALL undergraduate** students (including first-time students) enrolled in Fall 2020.
- For this part, report:

For These Students	The Following Type(s) of Aid	Awarded in This Period
<ul style="list-style-type: none"> <li>All undergraduate students enrolled in Fall 2020</li> </ul>	<ul style="list-style-type: none"> <li>Grant or scholarship aid from:               <ul style="list-style-type: none"> <li>federal government</li> <li>state/local government</li> <li>the institution</li> <li>other sources known to the institution</li> </ul> </li> <li>Loans to students from:               <ul style="list-style-type: none"> <li>the federal government</li> </ul> </li> </ul>	<ul style="list-style-type: none"> <li>Any time during academic year 2020-21</li> </ul>

- In the fields below, report the number of Group 1 students and the total amount of aid awarded to these students for each type of aid.

Information from Part A	Fall 2020
Group 1: All undergraduate students (This number is carried forward from Part A, Line 01.)	23,383

Aid Type		2020-21			
		Number of Group 1 students who were awarded aid	Percentage of Group 1 students who were awarded aid	Total amount of aid awarded to Group 1 students	Average amount of aid awarded to Group 1 students
01	Grant or scholarship aid from the federal government, state/local government, the institution, and other sources known to the institution ( <b>Do NOT include federal student loans</b> )	17,239	74	186,806,049	10,836
	02 Pell Grants	4,845	21	22,560,906	4,657
03	Federal student loans	8,053	34	50,259,874	6,241

 You may use the box below to provide additional context for the data you have reported above. Context notes will be posted on the College Navigator website. Therefore, you should write all context notes using proper grammar (e.g., complete sentences with punctuation) and common language that can be easily understood by students and parents (e.g., spell out acronyms).

Non-applicable

Institution: University of Missouri-Columbia (178396)

User ID: 29C0011

## Section 1: Part C, Page 1

## Part C, Page 1 - Enter Information about Group 2

## Reporting Reminders:

- Group 2 students are all full-time, first-time degree/certificate-seeking undergraduate students enrolled in Fall 2020.
- In the fields below, report the number of Group 2 students paying in-district, in-state, and out-of-state tuition rates. If your institution does not offer different rates, report all students as paying in-state tuition rates.

Information from Part A	Fall 2020
Group 2: Full-time, first-time degree/certificate-seeking undergraduates (This number is carried forward from Part A, Line 02)	5,255

Group 2 students:			Fall 2020		YOUR PRIOR YEAR DATA
			Fall 2020		Fall 2019
			Number of Group 2 students	Percentage of Group 2 students	Percentage of Group 2 students
01	01a	<u>paying in-district tuition rates</u>	0	0	0
	01b	<u>paying in-state tuition rates</u>	3,765	72	70
	01c	<u>paying out-of-state tuition rates</u>	1,490	28	30
	01d	Unknown (calculated value) This value is calculated using the following formula: [A02-(C01a+C01b+C01c)]	0	0	0

Institution: University of Missouri-Columbia (178396)

User ID: 29C0011

## Section 1: Part C, Page 2

## Part C, Page 2 - Enter Information about Group 2

## Reporting Reminders:

- Part C includes financial aid information about Group 2. Group 2 students are all full-time, first-time degree/certificate-seeking undergraduate students enrolled in Fall 2020.
- For this part, report:

For These Students

The Following Type(s) of Aid

Awarded in This Period

- Full-time, first-time degree/certificate-seeking undergraduate students enrolled in Fall 2020
  - Grant or scholarship aid from:
    - federal government
    - state/local government
    - the institution
  - Loans to students from:
    - the federal government
    - other sources, including private or other loans
  - Do **not** include:
    - grant or scholarship aid from private or other sources
    - PLUS loans or loans made to anyone other than the student
- In the fields below, report the number of Group 2 students and the total amount of aid awarded to these students for each type of aid. Enter unduplicated student counts within a category (e.g., Pell Grants). However, a student can appear in more than one aid category.

Information from Part A

Fall 2020

Group 2: Full-time, first-time degree/certificate-seeking undergraduates  
(This number is carried forward from Part A, Line 02)

5,255

Group 2a: (This number is carried forward from Part A, Line 02a)

- Of those in Group 2, those who were awarded:

- Federal Work Study
- Loans to students
- Grant or scholarship aid from the federal government, state/local government, or the institution
- Other sources known to the institution

4,769

Group 2b (This number is carried forward from Part A, Line 02b)

- Of those in Group 2, those who were awarded:

- Loans to students
- Grant or scholarship aid from the federal government, state/local government, or the institution

4,670

Group 3 (This number is carried forward from Part A, Line 03)

- Of those in Group 2, those who **Paid the in-state or in-district tuition rate and** were awarded:


- Grant or scholarship aid from the federal government, state/local government, or the institution

3,195

YOUR PRIOR  
YEAR DATA

Aid Type		Fall 2020				Fall 2019
		Number of Group 2 students who were awarded aid	Percentage of Group 2 students who were awarded aid	Total amount of aid awarded to Group 2 students	Average amount of aid awarded to Group 2 students	Average amount of aid awarded to Group 2 students
01	Grants or scholarships from the federal government, state/local government, or the institution	4,442	85	50,249,054	11,312	11,088
02	<u>Federal grants</u>	2,074	39	7,445,826	3,590	3,592
	02a <u>Pell Grants</u>	1,110	21	5,026,554	4,528	4,553
	02b <u>Other federal grants</u>	2,021	38	2,419,272	1,197	1,177
03	<u>State/local government grants or scholarships</u> (includes fellowships/tuition waivers/exemptions)	1,756	33	3,980,576	2,267	2,581
04	<u>Institutional grants or scholarships</u> (includes fellowships/tuition waivers/exemptions)	4,325	82	38,822,652	8,976	8,775

05	<u>Loans to students</u>		2,033	39	16,605,022	8,168	8,188
	05a	Federal loans	1,907	36	10,049,597	5,270	5,354
	05b	Other loans (including private loans)	396	8	6,555,425	<input checked="" type="checkbox"/> 16,554	15,798

 You may use the box below to provide additional context for the data you have reported above. Context notes will be posted on the College Navigator website. Therefore, you should write all context notes using proper grammar (e.g., complete sentences with punctuation) and common language that can be easily understood by students and parents (e.g., spell out acronyms).

Non-applicable

Institution: University of Missouri-Columbia (178396)

User ID: 29C0011

## Section 1: Comparison Chart

## Comparison Chart

## Reporting Reminders:

- Based on the information reported on the previous screens for Group 1 (all undergraduates) and Group 2 (full-time, first-time degree/certificate-seeking undergraduates), this comparison chart seeks to help institutions check their reported data. Assuming that the information on Groups 1 and 2 is correct, then the calculated fields for 'All Other Undergraduates' should be the balance (Group 1 minus Group 2). If the balance does not check with your institution's calculations, please correct your reported numbers for Groups 1 and 2 before moving forward with the completion of the SFA survey component.

## Note:

- Data for the 'All Other Undergraduates' will appear in the IPEDS Data Center for data users, but not in College Navigator.

		Number of students	Pell grants	Federal Student Loans
01	Group 1 (all undergraduates)		23,383	
	02	Number of students who were awarded aid	4,845	8,053
	03	Percentage who were awarded aid	21	34
	04	Total amount of aid awarded	22,560,906	50,259,874
	05	Average amount of aid awarded	4,657	6,241
06	Group 2 (Full-time, first-time undergraduates)		5,255	
	07	Number of students who were awarded aid	1,110	1,907
	08	Percentage who were awarded aid	21	36
	09	Total amount of aid awarded	5,026,554	10,049,597
	10	Average amount of aid awarded	4,528	5,270
11	All other undergraduates (Line 01 - Line 06)		18,128	
	12	Number of students who were awarded aid (Line 02 - Line 07)	3,735	6,146
	13	Percentage who were awarded aid (Line 12 / Line 11)	21	34
	14	Total amount of aid awarded (Line 04 - Line 09)	17,534,352	40,210,277
	15	Average amount of aid awarded (Line 14 / Line 12)	4,695	6,543

Institution: University of Missouri-Columbia (178396)

User ID: 29C0011

## Section 1: Cost of Attendance

## Cost of attendance for full-time, first-time undergraduate students

## Reporting Reminders:

- Please enter the amounts requested below. These data will be made available to the public on College Navigator. If your institution participates in any Title IV programs (Pell, Stafford, etc.), you must complete all information.
- **Estimates of expenses for books and supplies, room and board, and other expenses are those from the **Cost of Attendance report** used by the financial aid office in determining financial need. Please talk to your financial aid office to get these numbers to ensure that you are reporting correctly.**
- **These numbers are carried forward from Institutional Characteristics and should only be changed if an error was made in the reporting.**

Charges for full academic year	2018-19	2019-20	2020-21
Published <u>tuition</u> and <u>required fees</u> :			
<u>In-district</u>			
Tuition	8,637	9,120	9,330
Required fees	1,335	1,357	1,393
Tuition + fees total	9,972	10,477	10,723
<u>In-state</u>			
Tuition	8,637	9,120	9,330
Required fees	1,335	1,357	1,393
Tuition + fees total	9,972	10,477	10,723
<u>Out-of-state</u>			
Tuition	25,707	26,991	27,612
Required fees	1,335	1,357	1,393
Tuition + fees total	27,042	28,348	29,005
<b>i</b> <u>Books and supplies</u>	1,232	1,260	1,032
<u>On-campus:</u>			
<u>Room and board</u>	10,786	10,508	10,668
<u>Other expenses</u>	4,776	4,952	5,288
Room and board and other expenses	15,562	15,460	15,956
<u>Off-campus (not with family):</u>			
<u>Room and board</u>	10,786	10,508	10,120
<u>Other expenses</u>	4,776	4,952	5,288
Room and board and other expenses	15,562	15,460	15,408
<b>i</b> <u>Off-campus (with family):</u>			
<u>Other expenses</u>	4,776	4,952	8,436



Institution: University of Missouri-Columbia (178396)

User ID: 29C0011

## Section 1: Part D

## Part D - Enter Information about Group 3

## Reporting Reminders:

- Group 3 students are all full-time, first-time degree/certificate-seeking undergraduate students enrolled in Fall 2020 who paid the in-state or in-district tuition rate and who were awarded grant or scholarship aid from the following sources: the federal government, state/local government, or the institution. The information you report in this part will be used in Part F to calculate average institutional net price.
- For this part, report:

For These Students	The Following Type(s) of Aid	Awarded in This Period
<ul style="list-style-type: none"> <li>Full-time, first-time degree/certificate-seeking undergraduate students enrolled in Fall 2020 who paid the in-state or in-district tuition rate and who were awarded grant or scholarship aid from the following sources: the federal government, state/local government, or the institution</li> <li>Do <b>not</b> include students who were awarded only grant or scholarship aid from private or other sources, or students who were awarded only non-grant aid</li> </ul>	<ul style="list-style-type: none"> <li>Grant or scholarship aid from: <ul style="list-style-type: none"> <li>federal government</li> <li>state/local government</li> <li>the institution</li> </ul> </li> <li>Do <b>not</b> include grant or scholarship aid from private or other sources</li> </ul>	<ul style="list-style-type: none"> <li>Any time during academic year 2020-21</li> </ul>

- In the fields below, report the number of Group 3 students with each type of living arrangement and the total amount of grant or scholarship aid from the federal government, state/local government, or the institution awarded to these students.

Information from Part A:		YOUR PRIOR YEAR DATA 2018-2019	YOUR PRIOR YEAR DATA 2019-2020	2020-2021
<b>Group 3</b> Full-time, first-time degree/certificate-seeking undergraduate students who paid the in-state or in-district tuition rate and who were awarded grant or scholarship aid from the following sources: the federal government, state/local government, or the institution (This number is carried forward from Part A, Line 03)		2,475	<input checked="" type="checkbox"/> 3,225	3,195
01	Report the number of Group 3 students with the following living arrangements:	YOUR PRIOR YEAR DATA	YOUR PRIOR YEAR DATA	
		2018-19	2019-20	2020-21
01a	<u>On-campus</u>	2,104	<input checked="" type="checkbox"/> 2,845	2,750
01b	<u>Off-campus (with family)</u>	95	88	93
01c	<u>Off-campus (not with family)</u>	66	47	57
01d	Unknown (calculated) This value is calculated using the following formula: [A03-(D01a+D01b+D01c)]	210	245	295
02	<b>Report the total amount of grant or scholarship aid from the federal government, state/local government, or the institution awarded to Group 3 students</b>	25,898,287	32,110,303	29,425,010
03	Average grant or scholarship aid from the federal government, state/local government, or the institution awarded to Group 3 students (calculated value). This value is calculated using the following formula: [D02/A03]	10,464	9,957	9,210

The notes below provide context for the data you've reported above and **may** be posted on the College Navigator website.

Choose one option that best explains your data or choose "Non-applicable" if you do not wish to provide context notes. If none of the options provided explain your institution's data, then choose "Other" and write your own context notes. Therefore, you should write all context notes using proper grammar (e.g., complete sentences with punctuation) and common language that can be easily understood by students and parents (e.g., spell out acronyms).

Non-applicable

Institution: University of Missouri-Columbia (178396)

User ID: 29C0011

## Section 1: Part E

## Part E – Enter Information about Group 4


## Reporting Reminders:

- Part E includes financial aid information about Group 4. undergraduate students enrolled in Fall 2020 who paid the in-state or in-district tuition rate and who were awarded any Title IV federal student aid, including federal grants or federal student loans. The information you report in this part will be used in Part G to calculate average institutional net price by income level.
- For this part, report:

For These Students	The Following Type(s) of Aid	Awarded in This Period
<ul style="list-style-type: none"> <li>Full-time, first-time degree/certificate-seeking undergraduate students enrolled in Fall 2020 who paid the in-state or in-district tuition rate and who were awarded any Title IV federal student aid</li> </ul>	<ul style="list-style-type: none"> <li>Grant or scholarship aid from:               <ul style="list-style-type: none"> <li>federal government</li> <li>state/local government</li> <li>the institution</li> </ul> </li> <li>Do <b>not</b> include:               <ul style="list-style-type: none"> <li>grant or scholarship aid from private or other sources</li> <li>loan amounts</li> <li>Federal Work Study amounts</li> </ul> </li> </ul>	<ul style="list-style-type: none"> <li>Any time during academic year 2020-21</li> </ul>

- In the fields below, report the number of Group 4 students with each type of living arrangement and the total amount of grant or scholarship aid from the federal government, state/local government, or the institution awarded to these students by income level.

Information from Part A:			2018-19	2019-20	2020-21
<b>Group 4</b> Full-time, first-time degree/certificate-seeking undergraduate students who paid the in-state or in-district tuition rate and who were awarded any Title IV federal student aid (This number is carried forward from Part A, Line 04)			1,711	1,995	1,877
01	Report the number of Group 4 students with the following living arrangements:		YOUR PRIOR YEAR DATA	YOUR PRIOR YEAR DATA	
			2018-19	2019-20	2020-21
01a	<u>On-campus</u>		1,595	1,907	1,787
01b	<u>Off-campus (with family)</u>		68	56	45
01c	<u>Off-campus (not with family)</u>		48	<input checked="" type="checkbox"/> 32	<input checked="" type="checkbox"/> 45
01d	Unknown (calculated) This value is calculated using the formula: [A04-(E01a+E01b+E01c)]		0	0	0

			Number of students who were awarded any Title IV aid (Group 4)	Of those in Column 1, the number who were awarded any grant or scholarship aid from the following sources: the federal government, state/local government, or the institution	Of those in Column 1, the total amount of grant or scholarship aid awarded from the following sources: the federal government, state/local government, or the institution	 Average amount of federal, state/local, and institutional grant or scholarship aid awarded to Group 4 students
2018-19						
			Col. 1	Col. 2	Col. 3	Col. 4
02	Income level					
	02a	\$0-30,000	349	348	5,373,712	15,397
	02b	\$30,001-48,000	316	316	4,658,592	14,742
	02c	\$48,001-75,000	330	327	4,353,300	13,192
	02d	\$75,001-110,000	249	212	1,678,739	6,742
	02e	\$110,001 and more	467	271	1,619,798	3,469
	02f	Total all income levels	1,711	1,474	17,684,141	10,336

2019-20				
	Col. 1	Col. 2	Col. 3	Col. 4

03	Income level					
	03a	\$0-30,000	405	405	6,438,240	15,897
	03b	\$30,001-48,000	288	287	4,468,580	15,516
	03c	\$48,001-75,000	382	381	5,037,310	13,187
	03d	\$75,001-110,000	320	273	2,222,847	6,946
	03e	\$110,001 and more	600	454	2,466,748	4,111
	03f	Total all income levels	1,995	1,800	20,633,725	10,343

2020-21						
			Col. 1	Col. 2	Col. 3	Col. 4
04	Income level					
	04a	\$0-30,000	331	331	4,646,001	<input checked="" type="checkbox"/> 14,036
	04b	\$30,001-48,000	275	275	3,994,746	14,526
	04c	\$48,001-75,000	340	340	4,577,127	13,462
	04d	\$75,001-110,000	284	273	2,257,884	7,950
	04e	\$110,001 and more	647	498	2,578,513	3,985
	04f	Total all income levels	1,877	1,717	18,054,271	9,619

 The notes below provide context for the data you've reported above and **may** be posted on the College Navigator website.

Choose one option that best explains your data or choose "Non-applicable" if you do not wish to provide context notes. If none of the options provided explain your institution's data, then choose "Other" and write your own context notes. Therefore, you should write all context notes using proper grammar (e.g., complete sentences with punctuation) and common language that can be easily understood by students and parents (e.g., spell out acronyms).

Non-applicable

Institution: University of Missouri-Columbia (178396)

User ID: 29C0011

## Section 1: Part F

## Part F – Net Price Calculation for Group 3

## Note:

- The following net price calculation is based on information that your institution reported in the Institutional Characteristics component and the Student Financial Aid component. For more information about the data your institution reported in the Institutional Characteristics component, please contact your institution's IPEDS Keyholder.

Components of cost of attendance			YOUR PRIOR YEAR DATA	YOUR PRIOR YEAR DATA	2020-21
			2018-19	2019-20	
01	Published <u>tuition</u> and <u>required fees</u> (lower of in-district or in-state)		9,972	10,477	10,723
02	<u>Books and supplies</u>		1,232	1,260	1,032
03	<u>Room</u> and <u>board</u> and <u>other expenses</u> by living arrangement				
	03a	<u>On-campus</u>	15,562	15,460	15,956
	03b	<u>Off-campus (with family)</u>	4,776	4,952	8,436
	03c	<u>Off-campus (not with family)</u>	15,562	15,460	15,408
04	Number of Group 3 students by living arrangement				
	04a	<u>On-campus</u>	2,104	2,845	2,750
	04b	<u>Off-campus (with family)</u>	95	88	93
	04c	<u>Off-campus (not with family)</u>	66	47	57
	04d	Unknown	210	245	295
05	Weighted average for room and board and other expenses by living arrangement (excluding unknown values) See instructions for the formula for this calculation		15,110	15,150	15,704
06	Total cost of attendance This value is calculated using the following formula: [F01+F02+F05]		26,314	26,887	27,459
07	Average amount of grant or scholarship aid awarded to Group 3 students from the following sources: the federal government, state/local government, and the institution		10,464	9,957	9,210
08	Average institutional <u>net price</u> for Group 3 students This value is calculated using the following formula: [F06-F07]		15,850	16,930	18,249
As required by the <i>Higher Education Act, as amended (2008)</i> , these amounts will be posted on the U.S. Department of Education's College Navigator website and used in the U.S. Department of Education's College Affordability and Transparency Lists.					

 The notes below provide context for the data you've reported above and **may** be posted on the College Navigator website.

Choose one option that best explains your data or choose "Non-applicable" if you do not wish to provide context notes. If none of the options provided explain your institution's data, then choose "Other" and write your own context notes. Therefore, you should write all context notes using proper grammar (e.g., complete sentences with punctuation) and common language that can be easily understood by students and parents (e.g., spell out acronyms).

Non-applicable

Institution: University of Missouri-Columbia (178396)

User ID: 29C0011

## Section 1: Part G

## Part G – Net Price Calculation for Group 4

## Note:

- The following net price calculation is based on information that your institution reported in the Institutional Characteristics component and the Student Financial Aid component. For more information about the data your institution reported in the Institutional Characteristics component, please contact your institution's IPEDS Keyholder.

Components of cost of attendance			YOUR PRIOR YEAR DATA 2018-19	YOUR PRIOR YEAR DATA 2019-20	2020-21
01	Published <u>tuition</u> and <u>required fees</u> (lower of in-district or in-state)		9,972	10,477	10,723
02	<u>Books and supplies</u>		1,232	1,260	1,032
03	<u>Room and board</u> and <u>other expenses</u> by living arrangement				
	03a	<u>On-campus</u>	15,562	15,460	15,956
	03b	<u>Off-campus (with family)</u>	4,776	4,952	8,436
	03c	<u>Off-campus (not with family)</u>	15,562	15,460	15,408
04	Number of Group 4 students by living arrangement				
	04a	<u>On-campus</u>	1,595	1,907	1,787
	04b	<u>Off-campus (with family)</u>	68	56	45
	04c	<u>Off-campus (not with family)</u>	48	32	45
	04d	Unknown	0	0	0
05	Weighted average for room and board and other expenses by living arrangement (excluding unknown values) See instructions for the formula for this calculation		15,133	15,165	15,763
06	Total cost of attendance by income level This value is calculated using the following formula: [G01+G02+G05]		26,337	26,902	27,518
07	Average amount of grant or scholarship aid awarded to Group 4 students from the following sources: the federal government, state/local government, and the institution		10,336	10,343	9,619
	07a	\$0-30,000	15,397	15,897	14,036
	07b	\$30,001-48,000	14,742	15,516	14,526
	07c	\$48,001-75,000	13,192	13,187	13,462
	07d	\$75,001-110,000	6,742	6,946	7,950
	07e	\$110,001 and more	3,469	4,111	3,985
08	Average institutional <u>net price</u> for Group 4 students This value is calculated using the following formula: [G06-G07]				
	08a	\$0-30,000	10,940	11,005	13,482
	08b	\$30,001-48,000	11,595	11,386	12,992
	08c	\$48,001-75,000	13,145	13,715	14,056
	08d	\$75,001-110,000	19,595	19,956	19,568
	08e	\$110,001 and more	22,868	22,791	23,533
As required by the <i>Higher Education Act, as amended (2008)</i> , these amounts will be posted on the U.S. Department of Education's College Navigator website.					

 The notes below provide context for the data you've reported above and **may** be posted on the College Navigator website.

Choose one option that best explains your data or choose "Non-applicable" if you do not wish to provide context notes. If none of the options provided explain your institution's data, then choose "Other" and write your own context notes. Therefore, you should write all context notes using proper grammar (e.g., complete sentences with punctuation) and common language that can be easily understood by students and parents (e.g., spell out acronyms).

Non-applicable

--

Institution: University of Missouri-Columbia (178396)

User ID: 29C0011

## Section 2: Military Servicemembers and Veteran's Benefits - Undergraduate and Graduate

## Section 2: Military Servicemembers and Veteran's Benefits

## Important Note:

- Report for **Post-9/11 GI Bill Benefits**: July 1, 2020 - June 30, 2021.
- Report for **Department of Defense Tuition Assistance Program**: October 1, 2020 - September 30, 2021

## Reporting Reminders:

- Report the total number of student recipients and the total dollar amounts for each program.
- Student recipients can also include eligible dependents.
- Consult with your campus certifying official, who may not be in the student financial aid office.
- For Post-9/11 GI Bill Benefits, do not include the matching institutional aid provided through the Yellow Ribbon Program if your school participated.
- Information reported to IPEDS is only what is known to the institution.
- Enter zero (0) if your institution did not have beneficiaries for that student level or program. Please do not leave a cell blank.

Type of benefit/assistance	Number of students receiving benefits/assistance	Total dollar amount of benefits/assistance disbursed through the institution	Average dollar amount of benefits/assistance disbursed through the institution	YOUR PRIOR YEAR DATA
				Average dollar amount of benefits/assistance disbursed through the institution
<u>Post-9/11 GI Bill Benefits</u>				
Undergraduate students	257	2,417,428	9,406	9,333
Graduate students	98	946,105	9,654	9,451
Total	355	3,363,533	9,475	9,361
<u>Department of Defense Tuition Assistance Program</u>				
Undergraduate students	86	245,690	2,857	3,552
Graduate students	33	47,672	1,445	921
Total	119	293,362	2,465	2,420

Institution: University of Missouri-Columbia (178396)

User ID: 29C0011

## Prepared by

## Prepared by

## Reporting Reminders:

- The name of the preparer is being collected so that we can follow up with the appropriate person in the event that there are questions concerning the data.
- The Keyholder will be copied on all email correspondence to other preparers.
- The time it took to prepare this component is being collected so that we can continue to improve our estimate of the reporting burden associated with IPEDS.
- Please include in your estimate the time it took for you to review instructions, query and search data sources, complete and review the component, and submit the data through the Data Collection System.
- Thank you for your assistance.

This survey component was prepared by:			
<input checked="" type="radio"/>	Keyholder	<input type="radio"/>	SFA Contact
<input type="radio"/>	Finance Contact	<input type="radio"/>	Academic Library Contact
<input type="radio"/>	HR Contact	<input type="radio"/>	Other
Name:	<input type="text" value="Randy Sade"/>		
Email:	<input type="text" value="SadeR@umsystem.edu"/>		

How many staff from your institution only were involved in the data collection and reporting process of this survey component?	
<input type="text" value="4.00"/>	Number of Staff (including yourself)

How many hours did you and others from your institution only spend on each of the steps below when responding to this survey component? <i>Exclude the hours spent collecting data for state and other reporting purposes.</i>				
Staff member	Collecting Data Needed	Revising Data to Match IPEDS Requirements	Entering Data	Revising and Locking Data
Your office	<input type="text" value="5.50"/> hours	<input type="text" value="0.00"/> hours	<input type="text" value="1.00"/> hours	<input type="text" value="2.00"/> hours
Other offices	<input type="text" value="16.50"/> hours	<input type="text" value="0.00"/> hours	<input type="text" value="1.50"/> hours	<input type="text" value="2.00"/> hours



Institution: University of Missouri-Columbia (178396)

User ID: 29C0011

## Summary

**IPEDS Student Financial Aid (SFA) Survey Summary**

IPEDS collects important information regarding your institution. All data reported in IPEDS survey components become available in the IPEDS Data Center and appear as aggregated data in various Department of Education reports. Additionally, some of the reported data appears specifically for your institution through the College Navigator website and is included in your institution's Data Feedback Report (DFR). The purpose of this summary is to provide you an opportunity to view some of the data that, when accepted through the IPEDS quality control process, will appear on the College Navigator website and/or your DFR. College Navigator is updated approximately three months after the data collection period closes and Data Feedback Reports will be available through the [Data Center](#) and sent to your institution's CEO in November 2021.

Please review your data for accuracy. If you have questions about the data displayed below after reviewing the data reported on the survey screens, please contact the IPEDS Help Desk at: 1-877-225-2568 or [ipedshelp@rti.org](mailto:ipedshelp@rti.org).

Total grant aid awarded to all undergraduate students		\$186,806,049
Number of undergraduate students who were awarded a Pell Grant		4,845
Percentage of FTFT students who were awarded any financial aid		91%
	Percentage of FTFT students who were awarded grant aid by type	Average amount of grant aid awarded by type
Total	85%	\$11,312
Federal Government	39%	\$3,590
Pell	21%	\$4,528
Other Federal	38%	\$1,197
State/Local Government	33%	\$2,267
Institutional	82%	\$8,976
	Percentage of FTFT students who were awarded and accepted loans by type	Average amount of loans awarded and accepted by type
Total	39%	\$8,168
Federal	36%	\$5,270
Non-federal	8%	\$16,554
Average net price for FTFT students who were awarded grant aid		\$18,249
Average net price for FTFT students who were awarded Title IV federal student aid		
\$0 – 30,000		\$13,482
\$30,001 – 48,000		\$12,992
\$48,001 – 75,000		\$14,056
\$75,001 – 110,000		\$19,568
\$110,001 and more		\$23,533

Military Service members and Veteran's Benefits			
		Number of students receiving benefits/assistance	Total dollar amount of benefits/assistance awarded through the institution
Post-9/11 GI Bill Benefits			
	Undergraduate students	257	\$2,417,428
	Graduate students	98	\$946,105
	Total	355	\$3,363,533
Department of Defense Tuition Assistance Program			
	Undergraduate students	86	\$245,690
	Graduate students	33	\$47,672
	Total	119	\$293,362

Institution: University of Missouri-Columbia (178396 )

User ID: 29C0011

## Edit Report

## Student Financial Aid

Source	Description	Severity	Resolved	Options
Screen: Part C, Page 2 - Enter Information about Group 2				
Screen Entry	The average amount of this type of aid awarded to Group 2 students is outside the expected range of between 15,116 and 16,480 when compared with the prior year value. Please check the number of students and the total amount of aid awarded to these students, and correct or explain the discrepant values. (Error #7147)	Explanation	Yes	
Reason	Number of Full-time, first-time degree seeking undergraduates receiving outside loans decreased but the total amount borrowed increased.			
Screen: Part D - Enter Information about Group 3				
Screen Entry	The number entered is outside the expected range of between 1,733 and 3,217 when compared with the prior year value. Please correct your data or explain. (Error #7169)	Explanation	Yes	
Reason	Related to enrollment growth and CARES Act funding.			
Screen Entry	The number entered is outside the expected range of between 1,473 and 2,735 when compared with the prior year value. Please correct your data or explain. (Error #7169) <b>This edit and explanation were retained from the prior year (for reference) and do not need to be re-explained in the current year edit report.</b>	Explanation	Yes	
Reason	Related to overall undergraduate enrollment growth.			
Screen: Part E - Enter Information about Group 4				
Screen Entry	The number entered is outside the expected range of between 23 and 41 when compared with the prior year value. Please correct your data or explain. (Error #7169)	Explanation	Yes	
Reason	More students chose to live off-campus.			
Screen Entry	The calculated average amount of grant or scholarship aid awarded to Group 4 students from the federal government, state/local government, or the institution for this income level is smaller than expected in comparison with the other income levels. Please check the values reported for the number of these students who were awarded any Title IV aid (Col. 1) and the total amount of grant or scholarship aid awarded to them (Col. 3) and correct your data or explain the discrepancy. (Error #7317)	Explanation	Yes	
Reason	The data reported is correct. The number of students that met our priority aid deadline were fewer in that income category.			
Screen Entry	The number entered is outside the expected range of between 34 and 62 when compared with the prior year value. Please correct your data or explain. (Error #7169) <b>This edit and explanation were retained from the prior year (for reference) and do not need to be re-explained in the current year edit report.</b>	Explanation	Yes	
Reason	More students chose to live on-campus.			