

# IPEDS 2022-23 Data Collection System

IPEDS HELP DESK (877) 225-2568 | [ipedshelp@rti.org](mailto:ipedshelp@rti.org)

OMB NO. 1850-0582 v.30 : Approval Expires 8/31/2025

User ID: 29C0011

Student Financial Aid 2022-23

2021-22 Data

Institution: University of Missouri-Columbia (178396)

User ID: 29C0011

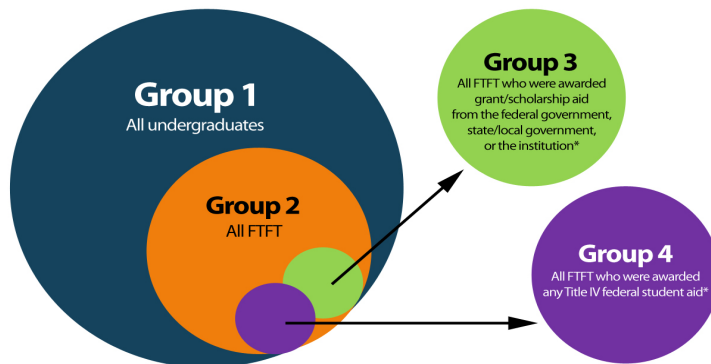
## Overview

### IPEDS Student Financial Aid Component Overview - Public Academic Reporters

Welcome to the Student Financial Aid (SFA) component. The purpose of the SFA component is to collect information about financial aid provided to various groups of undergraduate students and military/veteran educational benefits for all students at your institution.

#### Data Reporting Reminders:

- Report data to accurately reflect the time period corresponding with the IPEDS survey component, even if such reporting is seemingly inconsistent with prior-year reporting.
- Undergraduate Student Groups  
You will be asked to report information for different groups of students.
  - Group 1: All undergraduate students
  - Group 2: Of Group 1, full-time, first-time degree/certificate-seeking students (FTFT)
  - Group 3: Of Group 2, FTFT students who paid the lower of in-state/in-district tuition rate and were awarded any grant/scholarship aid from the federal government, state/local government, or the institution\*
  - Group 4: Of Group 2, FTFT students who paid the lower of in-state/in-district tuition rate and were awarded any Title IV federal student aid



\*For public institutions, include only those students paying the in-state or in-district tuition rate. For program reporters, include only those students enrolled in the institution's largest program.

- COA Revisions  
Revisions to Cost of Attendance (COA) used to calculate the net price of attendance can be made in this component. Consult the instructions and screens to make sure you are reporting the correct aid amounts for the correct groups of students.
- College Affordability and Transparency Lists  
Net price amounts calculated in SFA will be used to populate the U.S. Department of Education's College Affordability and Transparency lists.
- Interactive Edits and Error Messages  
SFA contains interactive edits that will check for blank fields, invalid values, or values that fall outside expected ranges. Some error messages will require you to confirm or explain the values that you entered. Some error messages are fatal and will require you to contact the IPEDS Help Desk at (877) 225-2568 for resolution.
- Context Boxes  
You will find optional text boxes throughout SFA. Context boxes allow you to provide more information about the data you enter. Some of these context boxes may be made available to the public on College Navigator, so make sure that the information you enter can be understood easily by students, parents, and the general public.

#### Changes to reporting:

The following changes were implemented for the 2022-23 data collection period:

- Degree/certificate-seeking and non-degree/certificate-seeking data items were added in Parts A and B to disaggregate financial aid award amounts reported in Part B by these student categories.
- New FAQs were added to clarify concepts.
- Minor wording changes were made for clarification.

#### Resources:

- To download the survey materials for this component: [Survey Materials](#)
- To access your prior year data submission for this component: [Reported Data](#)

If you have questions about completing this survey, please contact the IPEDS Help Desk at 1-877-225-2568.

Institution: University of Missouri-Columbia (178396)

User ID: 29C0011

## Section 1: Part A

## Part A - Establish Your Groups

## Reporting Reminders:

- Part A establishes the number of students in various groups. Note that the numbers on this screen will be carried forward to other parts of the Student Financial Aid component.
- In the fields below, report the number of students in each of the following groups.

		i Fall 2021	YOUR PRIOR YEAR DATA
			Fall 2020
01	Group 1 All <u>undergraduate</u> students	<input type="text" value="23,696"/>	23,383
01a	Of those in Group 1, those who are degree/certificate-seeking	<input type="text" value="23,092"/>	
01b	Of those in Group 1, those who are non-degree/non-certificate-seeking (Line 01 – Line 01a)	<input type="text" value="604"/>	
02	Group 2 Of those in Group 1, those who are <u>full-time</u> , <u>first-time</u> degree/certificate-seeking	<input type="text" value="4,781"/>	5,255
02a	Of those in Group 2, those who were awarded any <u>Federal Work Study</u> , <u>loans to students</u> , or grant or scholarship aid from the federal government, state/local government, the institution, or other sources known to the institution	<input type="text" value="4,357"/>	4,769
02b	Of those in Group 2, those who were awarded any <u>loans to students</u> or grant or scholarship aid from the federal government, state/local government, or the institution	<input type="text" value="4,305"/>	4,670
03	Group 3 Of those in Group 2, those paying the lower of in-state or in-district tuition rate who were awarded grant or scholarship aid from the federal government, state/local government, or the institution	<input type="text" value="2,744"/>	3,195
04	Group 4 Of those in Group 2, those paying the lower of in-state or in-district tuition rate who were awarded any <u>Title IV federal student aid</u>	<input type="text" value="1,606"/>	1,877

Institution: University of Missouri-Columbia (178396)

User ID: 29C0011

## Section 1: Part B

## Part B - Enter Information About Group 1

Reporting Reminders:


- Group 1 students are **ALL undergraduate** students (including first-time students) enrolled in Fall 2021.
- For this part, report:

For These Students	The Following Type(s) of Aid	Awarded in This Period
<ul style="list-style-type: none"> <li>All undergraduate students enrolled in Fall 2021 for the 2021-22 academic year as defined by the institution</li> </ul>	<ul style="list-style-type: none"> <li>Grant or scholarship aid from:               <ul style="list-style-type: none"> <li>federal government</li> <li>state/local government</li> <li>the institution</li> <li>other sources known to the institution</li> </ul> </li> <li>Loans to students from:               <ul style="list-style-type: none"> <li>the federal government</li> </ul> </li> </ul>	<ul style="list-style-type: none"> <li>Any time during academic year 2021-22</li> </ul>

- In the fields below, report the number of Group 1 students and the total amount of aid awarded to these students for each type of aid.

Information from Part A	Fall 2021
Group 1: All undergraduate students (This number is carried forward from Part A, Line 01.)	23,696
Of those in Group 1, those who are degree/certificate-seeking (This number is carried forward from Part A, Line 01a.)	23,092
Of those in Group 1, those who are non-degree/non-certificate-seeking (This number is carried forward from Part A, Line 01b.)	604

Aid Type		2021-22											
		All undergraduate students (Group 1)				All degree/certificate-seeking undergraduates				All non-degree/non-certificate-seeking undergraduates			
		Number students who were awarded aid	Percentage of students who were awarded aid	Total amount of aid awarded	Average amount of aid awarded (Col.3/Col.1)	Number students who were awarded aid	Percentage of students who were awarded aid	Total amount of aid awarded	Average amount of aid awarded (Col.7/Col.5)	Number students who were awarded aid (Col.1-Col.5)	Percentage of students who were awarded aid	Total amount of aid awarded (Col.3-Col.7)	Average amount of aid awarded
		Col. 1	Col. 2	Col. 3	Col. 4	Col. 5	Col. 6	Col. 7	Col. 8	Col. 9	Col. 10	Col. 11	Col. 12
01	Grant or scholarship aid from the federal government, state/local government, the institution, and other sources known to the institution ( <b>Do NOT include federal student loans</b> )	18,983	80	218,412,482	11,506	18,823	82	217,742,081	11,568	160	26	670,401	4,190
	02 Federal Pell Grants	4,942	21	23,601,878	4,776	4,942	21	23,601,878	4,776				
03	Federal student loans	7,791	33	50,284,937	6,454	7,791	34	50,284,937	6,454				

 You may use the box below to provide additional context for the data you have reported above. Context notes will be posted on the College Navigator website. Therefore, you should write all context notes using proper grammar (e.g., complete sentences with punctuation) and common language that can be easily understood by students and parents (e.g., spell out acronyms).

Non-applicable



Institution: University of Missouri-Columbia (178396)

User ID: 29C0011

## Section 1: Part C, Page 1

## Part C, Page 1 - Enter Information about Group 2

## Reporting Reminders:

- Group 2 students are all full-time, first-time degree/certificate-seeking undergraduate students enrolled in Fall 2021.
- In the fields below, report the number of Group 2 students paying in-district, in-state, and out-of-state tuition rates. If your institution does not offer different rates, report all students as paying in-state tuition rates.

Information from Part A	Fall 2021
Group 2: Full-time, first-time degree/certificate-seeking undergraduates (This number is carried forward from Part A, Line 02)	4,781

Group 2 students:			Fall 2021		YOUR PRIOR YEAR DATA
					Fall 2020
			Number of Group 2 students	Percentage of Group 2 students	Percentage of Group 2 students
01	01a	<u>paying in-district tuition rates</u>	<input type="text" value="0"/>	0	0
	01b	<u>paying in-state tuition rates</u>	<input type="text" value="3,283"/>	69	72
	01c	<u>paying out-of-state tuition rates</u>	<input type="text" value="1,498"/>	31	28
	01d	Unknown (calculated value) This value is calculated using the following formula: [A02-(C01a+C01b+C01c)]	0	0	0

Institution: University of Missouri-Columbia (178396)

User ID: 29C0011

## Section 1: Part C, Page 2

## Part C, Page 2 - Enter Information about Group 2

## Reporting Reminders:

- Part C includes financial aid information about Group 2. Group 2 students are all full-time, first-time degree/certificate-seeking undergraduate students enrolled in Fall 2021.
- For this part, report:


For These Students	The Following Type(s) of Aid	Awarded in This Period
<ul style="list-style-type: none"> <li>Full-time, first-time degree/certificate-seeking undergraduate students enrolled in Fall 2021 for the 2021-22 academic year as defined by the institution</li> </ul>	<ul style="list-style-type: none"> <li>Grant or scholarship aid from:               <ul style="list-style-type: none"> <li>federal government</li> <li>state/local government</li> <li>the institution</li> </ul> </li> <li>Loans to students from:               <ul style="list-style-type: none"> <li>the federal government</li> <li>other sources, including private or other loans</li> </ul> </li> <li>Do <b>not</b> include:               <ul style="list-style-type: none"> <li>grant or scholarship aid from private or other sources</li> <li>PLUS loans or loans made to anyone other than the student</li> </ul> </li> </ul>	<ul style="list-style-type: none"> <li>Any time during academic year 2021-22</li> <li>For program reporters, this is the aid year period from July 1, 2021 through June 30, 2022.</li> </ul>

- In the fields below, report the number of Group 2 students and the total amount of aid awarded to these students for each type of aid. Enter unduplicated student counts within a category (e.g., Federal Pell Grants). However, a student can appear in more than one aid category.

Information from Part A	Fall 2021
Group 2: Full-time, first-time degree/certificate-seeking undergraduates (This number is carried forward from Part A, Line 02)	4,781
Group 2a: (This number is carried forward from Part A, Line 02a) <ul style="list-style-type: none"> <li>Of those in Group 2, those who were awarded:               <ul style="list-style-type: none"> <li>Federal Work Study</li> <li>Loans to students</li> <li>Grant or scholarship aid from the federal government, state/local government, or the institution</li> <li>Other sources known to the institution</li> </ul> </li> </ul>	4,357
Group 2b (This number is carried forward from Part A, Line 02b) <ul style="list-style-type: none"> <li>Of those in Group 2, those who were awarded:               <ul style="list-style-type: none"> <li>Loans to students</li> <li>Grant or scholarship aid from the federal government, state/local government, or the institution</li> </ul> </li> </ul>	4,305
Group 3 (This number is carried forward from Part A, Line 03) <ul style="list-style-type: none"> <li>Of those in Group 2, those who paid the lower of in-state or in-district tuition rate and were awarded:               <ul style="list-style-type: none"> <li>Grant or scholarship aid from the federal government, state/local government, or the institution</li> </ul> </li> </ul>	2,744

Aid Type		Fall 2021				YOUR PRIOR YEAR DATA
		Fall 2021				Fall 2020
		Number of Group 2 students who were awarded aid	Percentage of Group 2 students who were awarded aid	Total amount of aid awarded to Group 2 students	Average amount of aid awarded to Group 2 students	Average amount of aid awarded to Group 2 students
01	Grants or scholarships from the federal government, state/local government, or the institution	4,138	87	47,772,521	11,545	11,312
02	Federal grants	2,348	49	8,055,212	3,431	3,590
	02a Federal Pell Grants	914	19	4,233,958	4,632	4,528
	02b Other federal grants	2,343	49	3,821,254	1,631	1,197
03	State/local government grants or scholarships (includes fellowships/tuition waivers/exemptions)	1,341	28	3,589,143	2,676	2,267
04	Institutional grants or scholarships (includes fellowships/tuition waivers/exemptions)	3,920	82	36,128,166	9,216	8,976

05	Loans to students	1,961	41	17,977,236	<input checked="" type="checkbox"/> 9,167	8,168
05a	Federal loans	1,838	38	9,671,843	5,262	5,270
05b	Other loans (including private loans)	453	9	8,305,393	<input checked="" type="checkbox"/> 18,334	16,554

 You may use the box below to provide additional context for the data you have reported above. Context notes will be posted on the College Navigator website. Therefore, you should write all context notes using proper grammar (e.g., complete sentences with punctuation) and common language that can be easily understood by students and parents (e.g., spell out acronyms).

Non-applicable

Institution: University of Missouri-Columbia (178396)

User ID: 29C0011

## Section 1: Comparison Chart

## Comparison Chart

## Reporting Reminders:

- Based on the information reported on the previous screens for Group 1 (all undergraduates) and Group 2 (full-time, first-time degree/certificate-seeking undergraduates), this comparison chart seeks to help institutions check their reported data. Assuming that the information on Groups 1 and 2 is correct, then the calculated fields for 'All Other Undergraduates' should be the balance (Group 1 minus Group 2). If the balance does not check with your institution's calculations, please correct your reported numbers for Groups 1 and 2 before moving forward with the completion of the SFA survey component.

## Note:

- Data for the 'All Other Undergraduates' will appear in the IPEDS Data Center for data users, but not in College Navigator.

		Fall 2021	Academic Year 2021-22	Academic Year 2021-22
		Number of students	Federal Pell grants	Federal Student Loans
01	Group 1 (all undergraduates)	23,696		
	02 Number of students who were awarded aid		4,942	7,791
	03 Percentage who were awarded aid		21	33
	04 Total amount of aid awarded		23,601,878	50,284,937
	05 Average amount of aid awarded		4,776	6,454
06	Group 2 (Full-time, first-time undergraduates)	4,781		
	07 Number of students who were awarded aid		914	1,838
	08 Percentage who were awarded aid		19	38
	09 Total amount of aid awarded		4,233,958	9,671,843
	10 Average amount of aid awarded		4,632	5,262
11	All other undergraduates (Line 01 - Line 06)	18,915		
	12 Number of students who were awarded aid (Line 02 - Line 07)		4,028	5,953
	13 Percentage who were awarded aid (Line 12 / Line 11)		21	31
	14 Total amount of aid awarded (Line 04 - Line 09)		19,367,920	40,613,094
	15 Average amount of aid awarded (Line 14 / Line 12)		4,808	6,822



Institution: University of Missouri-Columbia (178396)



User ID: 29C0011

## Section 1: Cost of Attendance

## Cost of attendance for full-time, first-time undergraduate students

## Reporting Reminders:

- Please enter the amounts requested below. These data will be made available to the public on College Navigator. If your institution participates in any Title IV programs (Federal Pell Grant, Federal Direct Loan, etc.), you must complete all information.
- Estimates of expenses for books and supplies, room and board, and other expenses are those from the **Cost of Attendance report** used by the financial aid office in determining financial need. Please talk to your financial aid office to get these numbers to ensure that you are reporting correctly.
- These numbers are carried forward from Institutional Characteristics and should only be changed if an error was made in the reporting.

Charges for full academic year	2019-20	2020-21	2021-22
Published <u>tuition</u> and <u>required fees</u> :			
<u>In-district</u>			
Tuition	9,120	9,330	10,017
Required fees	1,357	1,393	1,458
Tuition + fees total	10,477	10,723	11,475
<u>In-state</u>			
Tuition	9,120	9,330	10,017
Required fees	1,357	1,393	1,458
Tuition + fees total	10,477	10,723	11,475
<u>Out-of-state</u>			
Tuition	26,991	27,612	28,992
Required fees	1,357	1,393	1,458
Tuition + fees total	28,348	29,005	30,450
 <u>Books and supplies</u>	1,260	1,032	1,032
<u>On-campus:</u>			
<u>Room and board</u>	10,508	10,668	10,796
<u>Other expenses</u>	4,952	5,288	5,350
Room and board and other expenses	15,460	15,956	16,146
<u>Off-campus (not with family):</u>			
<u>Room and board</u>	10,508	10,120	10,120
<u>Other expenses</u>	4,952	5,288	5,350
Room and board and other expenses	15,460	15,408	15,470
 <u>Off-campus (with family):</u>			
<u>Other expenses</u>	4,952	8,436	8,536

Institution: University of Missouri-Columbia (178396)

User ID: 29C0011

## Section 1: Part D

## Part D - Enter Information about Group 3


## Reporting Reminders:

- Group 3 students are all full-time, first-time degree/certificate-seeking undergraduate students enrolled Fall 2021 paying the lower of in-state or in-district tuition rate who were awarded grant or scholarship aid from the following sources: the federal government, state/local government, or the institution. The information you report in this part will be used in Part F to calculate average institutional net price.
- For this part, report:

For These Students	The Following Type(s) of Aid	Awarded in This Period
<ul style="list-style-type: none"><li>Full-time, first-time degree/certificate-seeking undergraduate students enrolled in Fall 2021 for the 2021-22 academic year as defined by the institution paying the lower of in-state or in-district tuition rate who were awarded grant or scholarship aid from the following sources: the federal government, state/local government, or the institution</li><li>Do <b>not</b> include students who were awarded only grant or scholarship aid from private or other sources, or students who were awarded only non-grant aid</li></ul>	<ul style="list-style-type: none"><li>Grant or scholarship aid from:<ul style="list-style-type: none"><li>federal government</li><li>state/local government</li><li>the institution</li></ul></li><li>Do <b>not</b> include:<ul style="list-style-type: none"><li>grant or scholarship aid from private or other sources</li><li>federal student loans</li><li>parent PLUS loans</li><li>private loans</li><li>HEERF grants</li><li>Federal Work Study amounts</li></ul></li></ul>	<ul style="list-style-type: none"><li>Any time during academic year 2021-22</li></ul>

- In the fields below, report the number of Group 3 students with each type of living arrangement and the total amount of grant or scholarship aid from the federal government, state/local government, or the institution awarded to these students.

Information from Part A:		YOUR PRIOR YEAR DATA 2019-20	YOUR PRIOR YEAR DATA 2020-21	2021-22
<b>Group 3</b> Full-time, first-time degree/certificate-seeking undergraduate students paying the lower of in-state or in-district tuition rate who were awarded grant or scholarship aid from the following sources: the federal government, state/local government, or the institution (This number is carried forward from Part A, Line 03)		3,225	3,195	2,744
01	Report the number of Group 3 students with the following living arrangements:	YOUR PRIOR YEAR DATA	YOUR PRIOR YEAR DATA	
		2019-20	2020-21	2021-22
01a	On-campus	2,845	2,750	2,340
01b	Off-campus (with family)	88	93	88
01c	Off-campus (not with family)	47	57	67
01d	Unknown (calculated) This value is calculated using the following formula: [A03-(D01a+D01b+D01c)]	245	295	249
02	Report the total amount of grant or scholarship aid from the federal government, state/local government, or the institution awarded to Group 3 students	32,110,303	29,425,010	23,261,162
03	Average grant or scholarship aid from the federal government, state/local government, or the institution awarded to Group 3 students (calculated value). This value is calculated using the following formula: [D02/A03]	9,957	9,210	8,477

 You may use the box below to provide additional context for the data you have reported above. Context notes will be posted on the College Navigator website. Therefore, you should write all context notes using proper grammar (e.g., complete sentences with punctuation) and common language that can be easily understood by students and parents (e.g., spell out acronyms).

Non-applicable



Institution: University of Missouri-Columbia (178396)

User ID: 29C0011

## Section 1: Part E

## Part E – Enter Information about Group 4


## Reporting Reminders:

- Part E includes financial aid information about Group 4. undergraduate students enrolled in Fall 2021 paying the lower of in-state or in-district tuition rate who were awarded any Title IV federal student aid, including federal grants or federal student loans. The information you report in this part will be used in Part G to calculate average institutional net price by income level.
- For this part, report:

For These Students	The Following Type(s) of Aid	Awarded in This Period
<ul style="list-style-type: none"> <li>Full-time, first-time degree/certificate-seeking undergraduate students enrolled Fall 2021 for the 2021-22 academic year as defined by the institution paying the lower of in-state or in-district tuition rate who were awarded any Title IV federal student aid</li> </ul>	<ul style="list-style-type: none"> <li>Grant or scholarship aid from:               <ul style="list-style-type: none"> <li>federal government</li> <li>state/local government</li> <li>the institution</li> </ul> </li> <li>Do <b>not</b> include:               <ul style="list-style-type: none"> <li>grant or scholarship aid from private or other sources</li> <li>federal student loans</li> <li>parent PLUS loans</li> <li>private loans</li> <li>HEERF grants</li> <li>Federal Work Study amounts</li> </ul> </li> </ul>	<ul style="list-style-type: none"> <li>Any time during academic year 2021-22</li> </ul>


- In the fields below, report the number of Group 4 students with each type of living arrangement and the total amount of grant or scholarship aid from the federal government, state/local government, or the institution awarded to these students by income level.

Information from Part A:			2019-20	2020-21	2021-22
<b>Group 4</b> Full-time, first-time degree/certificate-seeking undergraduate students paying the lower of in-state or in-district tuition rate who were awarded any Title IV federal student aid (This number is carried forward from Part A, Line 04)			1,995	1,877	1,606
01	Report the number of Group 4 students with the following living arrangements:		YOUR PRIOR YEAR DATA	YOUR PRIOR YEAR DATA	
			2019-20	2020-21	2021-22
01a	On-campus		1,907	1,787	1,517
01b	Off-campus (with family)		56	45	46
01c	Off-campus (not with family)	<input checked="" type="checkbox"/>	32	45	42
01d	Unknown (calculated) This value is calculated using the formula: [A04-(E01a+E01b+E01c)]		0	0	1

			Number of students who were awarded any Title IV aid (Group 4)	Of those in Column 1, the number who were awarded any grant or scholarship aid from the following sources: the federal government, state/local government, or the institution	Of those in Column 1, the total amount of grant or scholarship aid awarded from the following sources: the federal government, state/local government, or the institution	 Average amount of federal, state/local, and institutional grant or scholarship aid awarded to Group 4 students
2019-20						
			Col. 1	Col. 2	Col. 3	Col. 4
02	Income level					
	02a	\$0-30,000	405	405	6,438,240	15,897
	02b	\$30,001-48,000	288	287	4,468,580	15,516
	02c	\$48,001-75,000	382	381	5,037,310	13,187
	02d	\$75,001-110,000	320	273	2,222,847	6,946
	02e	\$110,001 and more	600	454	2,466,748	4,111
	02f	Total all income levels	1,995	1,800	20,633,725	10,343

2020-21						
			Col. 1	Col. 2	Col. 3	Col. 4
03	Income level					
	03a	\$0-30,000	331	331	4,646,001	✓ 14,036
	03b	\$30,001-48,000	275	275	3,994,746	14,526
	03c	\$48,001-75,000	340	340	4,577,127	13,462
	03d	\$75,001-110,000	284	273	2,257,884	7,950
	03e	\$110,001 and more	647	498	2,578,513	3,985
	03f	Total all income levels	1,877	1,717	18,054,271	9,619

2021-22						
			Col. 1	Col. 2	Col. 3	Col. 4
04	Income level					
	04a	\$0-30,000	277	277	3,572,720	12,898
	04b	\$30,001-48,000	212	212	2,716,960	12,816
	04c	\$48,001-75,000	274	273	3,131,524	11,429
	04d	\$75,001-110,000	247	235	1,851,553	7,496
	04e	\$110,001 and more	596	456	2,278,294	3,823
	04f	Total all income levels	1,606	1,453	13,551,051	8,438

 You may use the box below to provide additional context for the data you have reported above. Context notes will be posted on the College Navigator website. Therefore, you should write all context notes using proper grammar (e.g., complete sentences with punctuation) and common language that can be easily understood by students and parents (e.g., spell out acronyms).

Non-applicable

Institution: University of Missouri-Columbia (178396)

User ID: 29C0011


## Section 1: Part F

## Part F – Net Price Calculation for Group 3

Note:

- The following net price calculation is based on information that your institution reported in the Institutional Characteristics component and the Student Financial Aid component. For more information about the data your institution reported in the Institutional Characteristics component, please contact your institution's IPEDS Keyholder.

Components of cost of attendance			YOUR PRIOR YEAR DATA	YOUR PRIOR YEAR DATA	2021-22
			2019-20	2020-21	
01	Published <u>tuition</u> and <u>required fees</u> (lower of in-state or in-district tuition rate)		10,477	10,723	11,475
02	<u>Books and supplies</u>		1,260	1,032	1,032
03	<u>Room and board</u> and <u>other expenses</u> by living arrangement				
	03a	<u>On-campus</u>	15,460	15,956	16,146
	03b	<u>Off-campus (with family)</u>	4,952	8,436	8,536
	03c	<u>Off-campus (not with family)</u>	15,460	15,408	15,470
04	Number of Group 3 students by living arrangement				
	04a	<u>On-campus</u>	2,845	2,750	2,340
	04b	<u>Off-campus (with family)</u>	88	93	88
	04c	<u>Off-campus (not with family)</u>	47	57	67
	04d	Unknown	245	295	249
05	Weighted average for room and board and other expenses by number of students for each living arrangement (excluding unknown values) See instructions for the formula for this calculation		15,150	15,704	15,859
06	Total cost of attendance This value is calculated using the following formula: [F01+F02+F05]		26,887	27,459	28,366
07	Average amount of grant or scholarship aid awarded to Group 3 students from the following sources: the federal government, state/local government, and the institution		9,957	9,210	8,477
08	Average institutional <u>net price</u> for Group 3 students This value is calculated using the following formula: [F06-F07]		16,930	18,249	19,889
As required by the <i>Higher Education Act, as amended (2008)</i> , these amounts will be posted on the U.S. Department of Education's College Navigator website and used in the U.S. Department of Education's College Affordability and Transparency Lists.					

 You may use the box below to provide additional context for the data you have reported above. Context notes will be posted on the College Navigator website. Therefore, you should write all context notes using proper grammar (e.g., complete sentences with punctuation) and common language that can be easily understood by students and parents (e.g., spell out acronyms).

Non-applicable



Institution: University of Missouri-Columbia (178396)

User ID: 29C0011


## Section 1: Part G

## Part G – Net Price Calculation for Group 4

Note:

- The following net price calculation is based on information that your institution reported in the Institutional Characteristics component and the Student Financial Aid component. For more information about the data your institution reported in the Institutional Characteristics component, please contact your institution's IPEDS Keyholder.

Components of cost of attendance			YOUR PRIOR YEAR DATA	YOUR PRIOR YEAR DATA	2021-22
			2019-20	2020-21	
01	Published <u>tuition</u> and <u>required fees</u> (lower of in-state or in-district tuition rate)		10,477	10,723	11,475
02	<u>Books and supplies</u>		1,260	1,032	1,032
03	<u>Room and board</u> and <u>other expenses</u> by living arrangement				
	03a	<u>On-campus</u>	15,460	15,956	16,146
	03b	<u>Off-campus (with family)</u>	4,952	8,436	8,536
	03c	<u>Off-campus (not with family)</u>	15,460	15,408	15,470
04	Number of Group 4 students by living arrangement				
	04a	<u>On-campus</u>	1,907	1,787	1,517
	04b	<u>Off-campus (with family)</u>	56	45	46
	04c	<u>Off-campus (not with family)</u>	32	45	42
	04d	Unknown	0	0	1
05	Weighted average for room and board and other expenses by number of students for each living arrangement (excluding unknown values) See instructions for the formula for this calculation		15,165	15,763	15,910
06	Total cost of attendance by income level This value is calculated using the following formula: [G01+G02+G05]		26,902	27,518	28,417
07	Average amount of grant or scholarship aid awarded to Group 4 students from the following sources: the federal government, state/local government, and the institution		10,343	9,619	8,438
	07a	\$0-30,000	15,897	14,036	12,898
	07b	\$30,001-48,000	15,516	14,526	12,816
	07c	\$48,001-75,000	13,187	13,462	11,429
	07d	\$75,001-110,000	6,946	7,950	7,496
	07e	\$110,001 and more	4,111	3,985	3,823
08	Average institutional <u>net price</u> for Group 4 students This value is calculated using the following formula: [G06-G07]				
	08a	\$0-30,000	11,005	13,482	15,519
	08b	\$30,001-48,000	11,386	12,992	15,601
	08c	\$48,001-75,000	13,715	14,056	16,988
	08d	\$75,001-110,000	19,956	19,568	20,921
	08e	\$110,001 and more	22,791	23,533	24,594
As required by the <i>Higher Education Act, as amended (2008)</i> , these amounts will be posted on the U.S. Department of Education's College Navigator website.					

 You may use the box below to provide additional context for the data you have reported above. Context notes will be posted on the College Navigator website. Therefore, you should write all context notes using proper grammar (e.g., complete sentences with punctuation) and common language that can be easily understood by students and parents (e.g., spell out acronyms).

Non-applicable



Institution: University of Missouri-Columbia (178396)

User ID: 29C0011

## Section 2: Military Servicemembers and Veteran's Benefits - Undergraduate and Graduate

## Section 2: Military Servicemembers and Veteran's Benefits

## Important Note:

- Report for **Post-9/11 GI Bill Benefits**: July 1, 2021 - June 30, 2022.
- Report for **Department of Defense Tuition Assistance Program**: October 1, 2021 - September 30, 2022
- **Program reporters should be reporting the information on this screen for ALL programs (not just the largest program).**

## Reporting Reminders:

- Report the total number of student recipients and the total dollar amounts for each program.
- Student recipients can also include eligible dependents.
- Student recipients may be listed in both categories.
- Consult with your campus certifying official, who may not be in the student financial aid office.
- For Post-9/11 GI Bill Benefits, do not include the matching institutional aid provided through the [Yellow Ribbon Program](#) if your school participated.
- Information reported to IPEDS is only what is known to the institution.
- Enter zero (0) if your institution did not have beneficiaries for that student level or program. Please do not leave a cell blank.

Type of benefit/assistance	Number of students receiving benefits/assistance	Total dollar amount of benefits/assistance disbursed through the institution	Average dollar amount of benefits/assistance disbursed through the institution	YOUR PRIOR YEAR DATA
				Average dollar amount of benefits/assistance disbursed through the institution
<u>Post-9/11 GI Bill Benefits</u>				
Undergraduate students	267	2,667,843	9,992	9,406
Graduate students	81	925,022	11,420	9,654
Total	348	3,592,865	10,324	9,475

<u>Department of Defense Tuition Assistance Program</u>				
Undergraduate students	90	316,232	3,514	2,857
Graduate students	40	70,581	1,765	1,445
Total	130	386,813	2,975	2,465



Institution: University of Missouri-Columbia (178396)

User ID: 29C0011

## Prepared by

## Prepared by

## Reporting Reminders:

- The name of the preparer is being collected so that we can follow up with the appropriate person in the event that there are questions concerning the data.
- The Keyholder will be copied on all email correspondence to other preparers.
- The time it took to prepare this component is being collected so that we can continue to improve our estimate of the reporting burden associated with IPEDS.
- Please include in your estimate the time it took for you to review instructions, query and search data sources, complete and review the component, and submit the data through the Data Collection System.
- Thank you for your assistance.

This survey component was prepared by:					
<input checked="" type="radio"/>	Keyholder	<input type="radio"/>	SFA Contact	<input type="radio"/>	HR Contact
<input type="radio"/>	Finance Contact	<input type="radio"/>	Academic Library Contact	<input type="radio"/>	Other
Name: <input type="text" value="Randy Sade"/>					
Email: <input type="text" value="SadeR@umsystem.edu"/>					

How many staff from your institution only were involved in the data collection and reporting process of this survey component?	
<input type="text" value="4.00"/>	Number of Staff (including yourself)

How many hours did you and others from your institution only spend on each of the steps below when responding to this survey component? <i>Exclude the hours spent collecting data for state and other reporting purposes.</i>					
Staff member	Collecting Data Needed	Revising Data to Match IPEDS Requirements	Entering Data	Revising and Locking Data	
Your office	<input type="text" value="5.50"/> hours	<input type="text" value="0.50"/> hours	<input type="text" value="1.00"/> hours	<input type="text" value="1.50"/> hours	
Other offices	<input type="text" value="16.50"/> hours	<input type="text" value="2.00"/> hours	<input type="text" value="1.50"/> hours	<input type="text" value="1.00"/> hours	

Institution: University of Missouri-Columbia (178396)

User ID: 29C0011

## Summary

## IPEDS Student Financial Aid (SFA) Survey Summary

IPEDS collects important information regarding your institution. All data reported in IPEDS survey components become available in the IPEDS Data Center and appear as aggregated data in various Department of Education reports. Additionally, some of the reported data appears specifically for your institution through the College Navigator website and is included in your institution's Data Feedback Report (DFR). The purpose of this summary is to provide you an opportunity to view some of the data that, when accepted through the IPEDS quality control process, will appear on the College Navigator website and/or your DFR. College Navigator is updated approximately three months after the data collection period closes and Data Feedback Reports will be available through the [Data Center](#) and sent to your institution's CEO in November 2023.

Please review your data for accuracy. If you have questions about the data displayed below after reviewing the data reported on the survey screens, please contact the IPEDS Help Desk at: 1-877-225-2568 or [ipedshelp@rti.org](mailto:ipedshelp@rti.org).

Total grant aid awarded to all undergraduate students		\$218,412,482
Number of undergraduate students who were awarded a Pell Grant		4,942
Percentage of FTFT students who were awarded any financial aid		91%
	Percentage of FTFT students who were awarded grant aid by type	Average amount of grant aid awarded by type
Total	87%	\$11,545
Federal Government	49%	\$3,431
Pell	19%	\$4,632
Other Federal	49%	\$1,631
State/Local Government	28%	\$2,676
Institutional	82%	\$9,216
	Percentage of FTFT students who were awarded and accepted loans by type	Average amount of loans awarded and accepted by type
Total	41%	\$9,167
Federal	38%	\$5,262
Non-federal	9%	\$18,334
Average net price for FTFT students who were awarded grant aid		\$19,889
Average net price for FTFT students who were awarded Title IV federal student aid		
\$0 – 30,000		\$15,519
\$30,001 – 48,000		\$15,601
\$48,001 – 75,000		\$16,988
\$75,001 – 110,000		\$20,921
\$110,001 and more		\$24,594

Military Service members and Veteran's Benefits			
		Number of students receiving benefits/assistance	Total dollar amount of benefits/assistance awarded through the institution
Post-9/11 GI Bill Benefits			
	Undergraduate students	267	\$2,667,843
	Graduate students	81	\$925,022
	Total	348	\$3,592,865
Department of Defense Tuition Assistance Program			
	Undergraduate students	90	\$316,232
	Graduate students	40	\$70,581
	Total	130	\$386,813

Institution: University of Missouri-Columbia (178396 )

User ID: 29C0011

## Edit Report

## Student Financial Aid

Source	Description	Severity	Resolved	Options
Screen: Part C, Page 2 - Enter Information about Group 2				
Screen Entry	The average amount of this type of aid awarded to Group 2 students is outside the expected range of between 15,872 and 17,236 when compared with the prior year value. Please check the number of students and the total amount of aid awarded to these students, and correct or explain the discrepant values. (Error #7147)	Explanation	Yes	
Reason	Federal loans amounts are limited as far as borrowing therefore private loans help students with the increase in tuition costs.			
Screen Entry	The average amount of this type of aid awarded to Group 2 students is outside the expected range of between 7,486 and 8,850 when compared with the prior year value. Please check the number of students and the total amount of aid awarded to these students, and correct or explain the discrepant values. (Error #7147)	Explanation	Yes	
Reason	Federal loans amounts are limited as far as borrowing therefore private loans help students with the increase in tuition costs.			
Screen: Part E - Enter Information about Group 4				
Screen Entry	The number entered is outside the expected range of between 23 and 41 when compared with the prior year value. Please correct your data or explain. (Error #7169) <b>This edit and explanation were retained from the prior year (for reference) and do not need to be re-explained in the current year edit report.</b>	Explanation	Yes	
Reason	More students chose to live off-campus.			
Screen Entry	The calculated average amount of grant or scholarship aid awarded to Group 4 students from the federal government, state/local government, or the institution for this income level is smaller than expected in comparison with the other income levels. Please check the values reported for the number of these students who were awarded any Title IV aid (Col. 1) and the total amount of grant or scholarship aid awarded to them (Col. 3) and correct your data or explain the discrepancy. (Error #7317) <b>This edit and explanation were retained from the prior year (for reference) and do not need to be re-explained in the current year edit report.</b>	Explanation	Yes	
Reason	The data reported is correct. The number of students that met our priority aid deadline were fewer in that income category.			