

IPEDS 2023-24 Data Collection System

IPEDS HELP DESK (877) 225-2568 | ipedshelp@rti.org
OMB NO. 1850-0582 v.32 : Approval Expires 8/31/2025
User ID: 29C0011

Student Financial Aid 2023-24

2022-23 Data

Institution: University of Missouri-Columbia (178396)

User ID: 29C0011

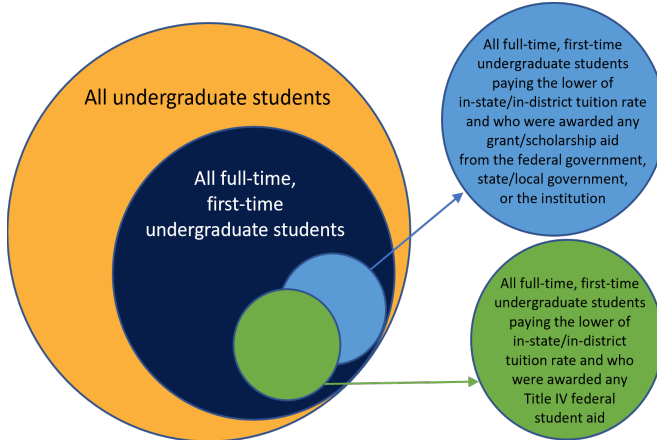
Overview

IPEDS Student Financial Aid Component Overview - Academic Reporters

Welcome to the Student Financial Aid (SFA) survey component. The purpose of the SFA component is to collect information about financial aid provided to various groups of undergraduate students and military/veteran educational benefits for all students at your institution.

Data Reporting Reminders:

- Report data to accurately reflect the period corresponding with the IPEDS survey component, even if such reporting is seemingly inconsistent with prior-year reporting.
- Undergraduate Student Counts
You will be asked to report information for:
 - All undergraduate students
 - Full-time, first-time degree/certificate-seeking undergraduate students (FTFT)
 - FTFT undergraduate students who (paid the lower of in-state/in-district tuition rate for public institutions and) were awarded any grant/scholarship aid from the federal government, state/local government, or the institution
 - FTFT undergraduate students who (paid the lower of in-state/in-district tuition rate for public institutions and) were awarded any Title IV federal student aid



- COA Revisions
Revisions to Cost of Attendance (COA) used to calculate the net price of attendance can be made in this component. Consult the instructions and screens to make sure you are reporting the correct aid amounts for the correct groups of students.
- College Affordability and Transparency Lists
Net price amounts calculated in SFA will be used to populate the U.S. Department of Education's College Affordability and Transparency lists.
- Interactive Edits and Error Messages
SFA contains interactive edits that will check for blank fields, invalid values, or values that fall outside expected ranges. Some error messages will require you to confirm or explain the values that you entered. Some error messages are fatal and will require you to contact the IPEDS Help Desk at (877) 225-2568 for resolution.
- Context Boxes
You will find optional text boxes throughout SFA. Context boxes allow you to provide more information about the data you enter. Some of these context boxes may be made available to the public on College Navigator, so make sure that the information you enter can be understood easily by students, parents, and the public.

Changes to reporting:

The following changes were implemented for the 2023-24 data collection period:

- Removed the 'Groups terminology'
- Renumbered lines on screens and in instructions
- Reiterated instructions on what is reported in each part for specific students and reporting periods
- Rephrased "room and board" terminology in survey materials to "food and housing," including Glossary terms
- Added FAQ regarding inclusion of incarcerated students
- Revised FAQ regarding experimental site participants

Resources:

- To download the survey materials for this component: [Survey Materials](#)
- To access your prior year data submission for this component: [Reported Data](#)

If you have questions about completing this survey, please contact the IPEDS Help Desk at 1-877-225-2568.

Institution: University of Missouri-Columbia (178396)

User ID: 29C0011

Section 1: Part A - Establish Your Student Counts


Part A - Establish Your Student Counts

Instructions:

In the fields below, report the number of students enrolled in Fall 2022.

Reporting Reminders:

- Part A establishes student counts.
- The numbers on this screen are carried forward to other parts of the Student Financial Aid Survey component and checked for consistency with data reported in other survey components.

		YOUR CURRENT YEAR DATA	YOUR PRIOR YEAR DATA
		Fall 2022	Fall 2021
02	 All undergraduate students	<input type="text" value="23,745"/>	23,696
03	All degree/certificate-seeking undergraduate students Of those on line 02, those who are degree/certificate-seeking	<input type="text" value="23,206"/>	
04	Of those on line 02, those who are non-degree/non-certificate-seeking (Line 02 – Line 03)	539	
05	All full-time, first-time degree certificate-seeking undergraduate students Of those on line 03, those who are full-time, first-time	<input type="text" value="4,928"/>	4,781
06	Of those on line 05, those awarded any: <ul style="list-style-type: none">• <u>Federal Work Study</u>,• <u>Loans to students</u>,• Grant or scholarship aid from the federal government, state/local government, the institution, or• Other sources known to the institution	<input type="text" value="4,455"/>	4,357
07	Of those on line 05, those awarded any: <ul style="list-style-type: none">• <u>loans to students</u> or• Grant or scholarship aid from the federal government, state/local government, or the institution	<input type="text" value="4,389"/>	4,305
08	Of those on line 05, those (paying the lower of in-state or in-district tuition rate for public institutions) who were awarded grant or scholarship aid from the federal government, state/local government, or the institution	<input type="text" value="2,880"/>	2,744
09	Of those on line 05, those (paying the lower of in-state or in-district tuition rate for public institutions) who were awarded any <u>Title IV federal student aid</u>	<input type="text" value="1,743"/>	1,606

Institution: University of Missouri-Columbia (178396)

User ID: 29C0011

Section 1: Part B - Student Counts and Financial Aid Award Amounts


Part B - Enter Student Counts and Financial Aid Award Amounts

For this part, report:

For These Students	The Following Type(s) of Aid	Awarded in This Period
• All undergraduate students enrolled in Fall 2022 for the 2022-23 academic year as defined by the institution	<ul style="list-style-type: none">Grant or scholarship aid from:<ul style="list-style-type: none">federal governmentstate/local governmentthe institutionother sources known to the institutionLoans to students from:<ul style="list-style-type: none">the federal government	• Any time during academic year 2022-23
Information from Part A		Fall 2022
All undergraduate students (This number is carried forward from Part A, Line 02.)		23,745
Degree/certificate-seeking undergraduate students (This number is carried forward from Part A, Line 03.)		23,206
Non-degree/non-certificate-seeking undergraduate students (This number is carried forward from Part A, Line 04.)		539

In the fields below, report the student counts and the total amount of aid awarded for each aid type and student category.

Aid Type		2022-23											
		All undergraduate students				All degree/certificate-seeking undergraduates				All non-degree/non-certificate-seeking undergraduates			
		Number students who were awarded aid	Percentage of students who were awarded aid	Total amount of aid awarded	Average amount of aid awarded (Col.3/Col.1)	Number students who were awarded aid	Percentage of students who were awarded aid	Total amount of aid awarded	Average amount of aid awarded (Col.7/Col.5)	Number students who were awarded aid (Col.1-Col.5)	Percentage of students who were awarded aid	Total amount of aid awarded (Col.3-Col.7)	Average amount of aid awarded
		Col. 1	Col. 2	Col. 3	Col. 4	Col. 5	Col. 6	Col. 7	Col. 8	Col. 9	Col. 10	Col. 11	Col. 12
01	Grant or scholarship aid from the federal government, state/local government, the institution, and other sources known to the institution (Do NOT include federal student loans)	18,122	76	213,350,137	11,773	17,995	78	212,771,603	11,824	127	24	578,534	4,555
02	Federal Pell Grants	4,773	20	24,410,029	5,114	4,773	21	24,410,029	5,114	0	0	0	
03	Federal loans to students	8,295	35	51,383,035	6,194	8,295	36	51,383,035	6,194	0	0	0	

 You may use the box below to provide additional context for the data you have reported above. Context notes will be posted on the College Navigator website. Therefore, you should write all context notes using proper grammar (e.g., complete sentences with punctuation) and common language that can be easily understood by students and parents (e.g., spell out acronyms).

Non-applicable

Institution: University of Missouri-Columbia (178396)

User ID: 29C0011

Section 1: Part C, Page 1 - full-time, first-time degree/certificate-seeking undergraduate students

Part C, Page 1 - Enter Information about full-time, first-time degree/certificate-seeking undergraduate students

Reporting Reminders:

- In the fields below, report the number of full-time, first-time degree/certificate-seeking undergraduate students enrolled in Fall 2022 paying the lower of in-state or in-district tuition rate. If your institution does not offer different rates, report all students as paying in-state tuition rates.

Information from Part A		Fall 2022		
01	Full-time, first-time degree/certificate-seeking undergraduate students (This number is carried forward from Part A, Line 05)	4,928		
Full-time, first-time students:		YOUR CURRENT YEAR DATA		YOUR PRIOR YEAR DATA
		Fall 2022		Fall 2021
		Number of students	Percentage of students	Percentage of students
02	<u>paying in-district tuition rates</u>	<input type="text" value="0"/>	0	0
03	<u>paying in-state tuition rates</u>	<input type="text" value="3,452"/>	70	69
04	<u>paying out-of-state tuition rates</u>	<input type="text" value="1,476"/>	30	31
05	Unknown (calculated value) This value is calculated using the following formula: [Line 01-(Line 02 +Line 03 +Line 04)]	<input type="text" value="0"/>	0	0

Institution: University of Missouri-Columbia (178396)

User ID: 29C0011

Section 1: Part C, Page 2 - full-time, first-time degree/certificate-seeking undergraduate students

Part C, Page 2 - Enter Information about full-time, first-time degree/certificate-seeking undergraduate students.

For this part, report:


For These Students	The Following Type(s) of Aid	Awarded in This Period
<ul style="list-style-type: none"> Full-time, first-time degree/certificate-seeking undergraduate students enrolled in Fall 2022 for the 2022-23 academic year as defined by the institution 	<ul style="list-style-type: none"> Grant or scholarship aid from: <ul style="list-style-type: none"> federal government state/local government the institution Loans to students from: <ul style="list-style-type: none"> the federal government other sources, including private or other loans Do not include: <ul style="list-style-type: none"> grant or scholarship aid from private or other sources PLUS loans or loans made to anyone other than the student 	<ul style="list-style-type: none"> Any time during academic year 2022-23

Information from Part A	Fall 2022
Full-time, first-time degree/certificate-seeking undergraduate students (This number is carried forward from Part A, Line 05)	4,928
(This number is carried forward from Part A, Line 06) <ul style="list-style-type: none"> Full-time, first-time degree/certificate-seeking undergraduate students awarded: <ul style="list-style-type: none"> Federal Work Study Loans to students Grant or scholarship aid from the federal government, state/local government, or the institution Other sources known to the institution 	4,455
(This number is carried forward from Part A, Line 07) <ul style="list-style-type: none"> Full-time, first-time degree/certificate-seeking undergraduate students awarded: <ul style="list-style-type: none"> Loans to students Grant or scholarship aid from the federal government, state/local government, or the institution 	4,389
(This number is carried forward from Part A, Line 08) <ul style="list-style-type: none"> Full-time, first-time degree/certificate-seeking undergraduate students who paying the lower of in-state or in-district tuition rate for public institutions were awarded: <ul style="list-style-type: none"> Grant or scholarship aid from the federal government, state/local government, or the institution 	2,880

In the fields below, report the number of full-time, first-time degree/certificate-seeking undergraduate students and the total amount of aid awarded for each type of aid. Enter unduplicated student counts within a each aid category (e.g., Federal Pell Grants). However, a student can appear in more than one aid category.

Aid Type		Full-time, first-time degree/certificate-seeking undergraduate students (Part A, Line 05)				
		CURRENT YEAR DATA				YOUR PRIOR YEAR DATA
		Fall 2022				Fall 2021
		Number of FTFT students awarded aid	Percentage of FTFT students awarded aid	Total amount of aid awarded to FTFT students	Average amount of aid awarded to FTFT students	Average amount of aid awarded to FTFT students
01	Grants or scholarships from the federal government, state/local government, or the institution	4,138	84	48,553,513	11,734	11,545
02	<u>Federal grants</u> and scholarship aid	971	20	5,639,715	<input checked="" type="checkbox"/> 5,808	3,431
03	<u>Federal Pell Grants</u>	917	19	4,629,151	5,048	4,632
04	<u>Other federal grants</u> and scholarship aid	486	10	1,010,564	2,079	1,631
05	<u>State/local government grant</u> or scholarship aid (includes <u>fellowships</u> /tuition waivers/exemptions)	1,513	31	4,206,801	2,780	2,676
06	<u>Institutional grant</u> or scholarship aid (includes <u>fellowships</u> /tuition waivers/exemptions)	4,038	82	38,706,997	9,586	9,216
07	<u>Loans to students</u>	2,167	44	18,656,222	8,609	9,167
08	Federal loans to students	2,085	42	10,945,616	5,250	5,262

09	Other loans to students (including private loans)	458	9	7,710,606	<input checked="" type="checkbox"/> 16,835	18,334
----	--	-----	---	-----------	--	--------

 You may use the box below to provide additional context for the data you have reported above. Context notes will be posted on the College Navigator website. Therefore, you should write all context notes using proper grammar (e.g., complete sentences with punctuation) and common language that can be easily understood by students and parents (e.g., spell out acronyms).

Non-applicable

Institution: University of Missouri-Columbia (178396)

User ID: 29C0011

Section 1: Comparison Chart

Comparison Chart

Reporting Reminders:

- Based on the information reported on the previous screens for all undergraduate students and full-time, first-time degree/certificate-seeking undergraduate students, this comparison chart seeks to help institutions check their reported data. Assuming the information reported is correct, the calculated fields for 'All Other Undergraduate students' should be the balance. Similarly, comparison chart values for all degree/certificate and all non-degree/ certificate undergraduates should match the total reported in columns 1-4 in Section 1, Part B. If the balance does not check with your institution's calculations, please correct your reported numbers before moving forward with the completion of the SFA survey component.
- Data for all degree/certificate seeking undergraduate students and full-time, first-time undergraduate students are published on College Navigator.

Note:

- Data for the 'all other degree/certificate undergraduate' students and all non-degree/certificate undergraduate students will appear in the IPEDS Data Center for data users, but not in College Navigator.

		Fall 2022	Academic Year 2022-23	Academic Year 2022-23
		Number of students	Federal Pell grants	Federal Student Loans
01	All degree/certificate seeking undergraduate students	23,206		
02	Number of students awarded aid		4,773	8,295
03	Percentage awarded aid		21	36
04	Total amount of aid awarded		24,410,029	51,383,035
05	Average amount of aid awarded		5,114	6,194
06	Full-time, first-time degree/certificate seeking undergraduate students	4,928		
07	Number of students awarded aid		917	2,085
08	Percentage awarded aid		19	42
09	Total amount of aid awarded		4,629,151	10,945,616
10	Average amount of aid awarded		5,048	5,250
11	All other degree/certificate seeking undergraduate students	18,278		
12	Number of students awarded aid		3,856	6,210
13	Percentage awarded aid		21	34
14	Total amount of aid awarded		19,780,878	40,437,419
15	Average amount of aid awarded		5,130	6,512
16	All non-degree/non-certificate-seeking undergraduate students	539		
17	Number of students awarded aid		0	0
18	Percentage awarded aid		0	0
19	Total amount of aid awarded		0	0
20	Average amount of aid awarded			

Institution: University of Missouri-Columbia (178396)



User ID: 29C0011

Section 1: Cost of Attendance

Cost of attendance for full-time, first-time undergraduate students

Reporting Reminders:

- These numbers are carried forward from Institutional Characteristics (IC) Survey and should only be changed if an error was made in the reporting.
- Please review the amounts below for accuracy and consistency with your institution's records. These data will be made available to the public on College Navigator. If your institution participates in any Title IV programs (Federal Pell Grant, Federal Direct Loan, etc.), all information must be reported.
- Estimates of expenses for books and supplies, food and housing, and other expenses are those from the **Cost of Attendance report** used by the financial aid office in determining financial need. Please talk to your IC Survey data reporter before changing these numbers to ensure the data is correct.

Charges for full academic year	2020-21	2021-22	2022-23
Published <u>tuition</u> and <u>required fees</u> :			
<u>In-district</u>			
Tuition	9,330	10,017	10,452
Required fees	1,393	1,458	1,529
Tuition + fees total	10,723	11,475	11,981
<u>In-state</u>			
Tuition	9,330	10,017	10,452
Required fees	1,393	1,458	1,529
Tuition + fees total	10,723	11,475	11,981
<u>Out-of-state</u>			
Tuition	27,612	28,992	30,441
Required fees	1,393	1,458	1,529
Tuition + fees total	29,005	30,450	31,970
 <u>Books and supplies</u>	1,032	1,032	1,000
<u>On-campus:</u>			
<u>Food and housing</u>	10,668	10,796	10,890
<u>Other expenses</u>	5,288	5,350	5,350
Food and housing and other expenses	15,956	16,146	16,240
<u>Off-campus (not with family):</u>			
<u>Food and housing</u>	10,120	10,120	10,890
<u>Other expenses</u>	5,288	5,350	5,350
Food and housing and other expenses	15,408	15,470	16,240
 <u>Off-campus (with family):</u>			
<u>Other expenses</u>	8,436	8,536	8,692

Institution: University of Missouri-Columbia (178396)

User ID: 29C0011

Section 1: Part D

Part D - Enter information about full-time, first-time degree/certificate-seeking undergraduate students paying the lower of in-state or in-district tuition rate who were awarded grant or scholarship aid from the following sources: the federal government, state/local government, or the institution


Reporting Reminders:

- The information you report in this part will be used in Part F to calculate average institutional net price.
- Do not include students who received HEERF grants only.
- For this part, report:

For These Students	The Following Type(s) of Aid	Awarded in This Period
<ul style="list-style-type: none">• Full-time, first-time degree/certificate-seeking undergraduate students enrolled in Fall 2022 for the 2022-23 academic year as defined by the institution paying the lower of in-state or in-district tuition rate for public institutions who were awarded grant or scholarship aid from the following sources: the federal government, state/local government, or the institution• Do not include students awarded only grant or scholarship aid from private or other sources, or students awarded only non-grant aid	<ul style="list-style-type: none">• Grant or scholarship aid from:<ul style="list-style-type: none">◦ federal government◦ state/local government◦ the institution• Do not include:<ul style="list-style-type: none">◦ grant or scholarship aid from private or other sources◦ federal student loans◦ parent PLUS loans◦ private loans◦ HEERF grants◦ Federal Work Study amounts	<ul style="list-style-type: none">• Any time during academic year 2022-23

In the fields below, report the number of full-time, first-time degree/certificate-seeking undergraduate students paying the lower of in-state or in-district tuition rate awarded grant or scholarship aid from the following sources: the federal government, state/local government, or the institution with each type of living arrangement and the total amount of grant or scholarship aid from the federal government, state/local government, or the institution awarded to these students. Do not include HEERF grants.

Information from Part A:		YOUR PRIOR YEAR DATA 2020-21	YOUR PRIOR YEAR DATA 2021-22	YOUR CURRENT YEAR DATA 2022-23
01	Full-time, first-time degree/certificate-seeking undergraduate students paying the lower of in-state or in-district tuition rate for public institutions who were awarded grant or scholarship aid from the following sources: the federal government, state/local government, or the institution (This number is carried forward from Part A, Line 08)	3,195	2,744	2,880
Report the number of these students from Part A, Line 08 with the following living arrangements:		YOUR PRIOR YEAR DATA	YOUR PRIOR YEAR DATA	YOUR CURRENT YEAR DATA
		2020-21	2021-22	2022-23
02	<u>On-campus</u>	2,750	2,340	2,505
03	<u>Off-campus (with family)</u>	93	88	88
04	<u>Off-campus (not with family)</u>	57	67	<input checked="" type="checkbox"/> 35
05	Unknown (calculated) This value is calculated using the following formula: Line 01 - (Line 02 +Line 03 +Line 04)	295	249	252
06	Report the total amount of grant or scholarship aid from the federal government, state/local government, or the institution awarded to these students. Do not include HEERF grants.	29,425,010	23,261,162	25,809,581
07	Average grant or scholarship aid from the federal government, state/local government, or the institution awarded to full-time, first-time degree/certificate undergraduate students (calculated value). This value is calculated using the following formula: Line 06/Line 01	9,210	8,477	8,962

 You may use the box below to provide additional context for the data you have reported above. Context notes will be posted on the College Navigator website. Therefore, you should write all context notes using proper grammar (e.g., complete sentences with punctuation) and common language that can be easily understood by students and parents (e.g., spell out acronyms).

Non-applicable

Institution: University of Missouri-Columbia (178396)

User ID: 29C0011

Section 1: Part E

Part E – Enter Information about full-time, first-time degree/certificate-seeking undergraduate students paying the lower of in-state or in-district tuition rate awarded any Title IV federal student aid, including federal grants or federal student loans.

Reporting Reminders:

- The information you report in this part will be used in Part G to calculate average institutional net price by income level.
- Do not include students who received HEERF grants only.
- For this part, report:

For These Students	The Following Type(s) of Aid	Awarded in This Period
<ul style="list-style-type: none">• Full-time, first-time degree/certificate-seeking undergraduate students enrolled Fall 2022 for the 2022-23 academic year as defined by the institution paying the lower of in-state or in-district tuition rate for public institutions who were awarded any Title IV federal student aid	<ul style="list-style-type: none">• Grant or scholarship aid from:<ul style="list-style-type: none">◦ federal government◦ state/local government◦ the institution• Do not include:<ul style="list-style-type: none">◦ grant or scholarship aid from private or other sources◦ federal student loans◦ parent PLUS loans◦ private loans◦ HEERF grants◦ Federal Work Study amounts	<ul style="list-style-type: none">• Any time during academic year 2022-23

- In the fields below, report the number of full-time, first-time degree/certificate-seeking undergraduate students awarded any Title IV students with each type of living arrangement and the total amount of grant or scholarship aid from the federal government, state/local government, or the institution awarded to these students by income level.

Information from Part A:		2020-21	2021-22	2022-23
01	Full-time, first-time degree/certificate-seeking undergraduate students paying the lower of in-state or in-district tuition rate for public institutions who were awarded any Title IV federal student aid (This number is carried forward from Part A, Line 09) Report the number of these students with the following living arrangements:	1,877	1,606	1,743
Report the number of these students from Part A, Line 09 with the following living arrangements:		YOUR PRIOR YEAR DATA	YOUR PRIOR YEAR DATA	YOUR CURRENT YEAR DATA
		2020-21	2021-22	2022-23
02	<u>On-campus</u>	1,787	1,517	1,657
03	<u>Off-campus (with family)</u>	45	46	<input checked="" type="checkbox"/> 63
04	<u>Off-campus (not with family)</u>	45	42	<input checked="" type="checkbox"/> 23
05	Unknown (calculated) This value is calculated using the formula: [Line 01 - (Line 02 + Line 03 + Line 04)]	0	1	0

Full-Time, First-Time Degree/Certificate Undergraduates Awarded Title IV Aid

2020-21


	Number of students awarded any Title IV aid	Of those in Column 1, the number awarded any grant or scholarship aid from the following sources: the federal government, state/local government, or the institution	For those in Column 1, the total amount of grant or scholarship aid awarded from the following sources: the federal government, state/local government, or the institution	i Average amount of federal, state/local, and institutional grant or scholarship aid awarded to students in Column 1
Income level	Col. 1	Col. 2	Col. 3	Col. 4
01 \$0-30,000	331	331	4,646,001	<input checked="" type="checkbox"/> 14,036
02 \$30,001-48,000	275	275	3,994,746	14,526
03 \$48,001-75,000	340	340	4,577,127	13,462
04 \$75,001-110,000	284	273	2,257,884	7,950
05 \$110,001 and more	647	498	2,578,513	3,985
06 Total all income levels	1,877	1,717	18,054,271	9,619

2021-22

	Number of students awarded any Title IV aid	Of those in Column 1, the number awarded any grant or scholarship aid from the following sources: the federal government, state/local government, or the institution	For those in Column 1, the total amount of grant or scholarship aid awarded from the following sources: the federal government, state/local government, or the institution	i Average amount of federal, state/local, and institutional grant or scholarship aid awarded to students in Column 1
Income level	Col. 1	Col. 2	Col. 3	Col. 4

01	\$0-30,000	277	277	3,572,720	12,898
02	\$30,001-48,000	212	212	2,716,960	12,816
03	\$48,001-75,000	274	273	3,131,524	11,429
04	\$75,001-110,000	247	235	1,851,553	7,496
05	\$110,001 and more	596	456	2,278,294	3,823
06	Total all income levels	1,606	1,453	13,551,051	8,438

2022-23					
		Number of students awarded any Title IV aid	Of those in Column 1, the number awarded any grant or scholarship aid from the following sources: the federal government, state/local government, or the institution	For those in Column 1, the total amount of grant or scholarship aid awarded from the following sources: the federal government, state/local government, or the institution	i Average amount of federal, state/local, and institutional grant or scholarship aid awarded to students in Column 1
Income level		Col. 1	Col. 2	Col. 3	Col. 4
01	\$0-30,000	241	241	3,699,129	15,349
02	\$30,001-48,000	215	215	3,283,462	15,272
03	\$48,001-75,000	266	264	3,522,138	13,241
04	\$75,001-110,000	278	278	2,083,026	7,493
05	\$110,001 and more	743	604	3,202,940	4,311
06	Total all income levels	1,743	1,602	15,790,695	9,059

 You may use the box below to provide additional context for the data you have reported above. Context notes will be posted on the College Navigator website. Therefore, you should write all context notes using proper grammar (e.g., complete sentences with punctuation) and common language that can be easily understood by students and parents (e.g., spell out acronyms).

Non-applicable

Institution: University of Missouri-Columbia (178396)

User ID: 29C0011


Section 1: Part F

Part F – Net Price Calculation for Full-time, first-time degree/certificate-seeking undergraduate students awarded grant or scholarship aid from the federal government, state/local government, or the institution

Note:

- The following net price calculation is based on information that your institution reported in the Institutional Characteristics and Student Financial Aid components. For more information about the data your institution reported in the Institutional Characteristics component, please contact your institution's IPEDS Keyholder.

Cost of attendance components			YOUR PRIOR YEAR DATA	YOUR PRIOR YEAR DATA	YOUR CURRENT YEAR DATA
			2020-21	2021-22	2022-23
01	Published <u>tuition</u> and <u>required fees</u> (lower of in-state or in-district tuition rate for public institutions)		10,723	11,475	11,981
02	<u>Books and supplies</u>		1,032	1,032	1,000
03	<u>Food and housing and other expenses</u> by living arrangement				
	03a	<u>On-campus</u>	15,956	16,146	16,240
	03b	<u>Off-campus (with family)</u>	8,436	8,536	8,692
	03c	<u>Off-campus (not with family)</u>	15,408	15,470	16,240
04	Number of these students by living arrangement		YOUR PRIOR YEAR DATA	YOUR PRIOR YEAR DATA	YOUR CURRENT YEAR DATA
			2020-21	2021-22	2022-23
	04a	<u>On-campus</u>	2,750	2,340	2,505
	04b	<u>Off-campus (with family)</u>	93	88	88
	04c	<u>Off-campus (not with family)</u>	57	67	35
	04d	Unknown	295	249	252
05	Weighted average for food and housing and other expenses by number of students for each living arrangement (excluding unknown values) See instructions for the formula for this calculation		15,704	15,859	15,987
06	Total cost of attendance This value is calculated using the following formula: [F01+F02+F05]		27,459	28,366	28,968
07	Average amount of grant or scholarship aid awarded to these students from the following sources: the federal government, state/local government, and the institution		9,210	8,477	8,962
08	Average institutional <u>net price</u> for these students This value is calculated using the following formula: [F06-F07]		18,249	19,889	20,006
As required by the <i>Higher Education Act of 1965, as amended</i> , these amounts will be posted on the U.S. Department of Education's College Navigator website and used in the U.S. Department of Education's College Affordability and Transparency Lists.					

 You may use the box below to provide additional context for the data you have reported above. Context notes will be posted on the College Navigator website. Therefore, you should write all context notes using proper grammar (e.g., complete sentences with punctuation) and common language that can be easily understood by students and parents (e.g., spell out acronyms).

Non-applicable



Institution: University of Missouri-Columbia (178396)

User ID: 29C0011


Section 1: Part G

Part G – Net Price Calculation for Full-time, first-time degree/certificate-seeking undergraduate students awarded any Title IV federal student aid.

Note:

- The following net price calculation is based on information that your institution reported in the Institutional Characteristics and Student Financial Aid components. For more information about the data your institution reported in the Institutional Characteristics survey component, please contact your institution's IPEDS Keyholder.

Cost of attendance of components			YOUR PRIOR YEAR DATA	YOUR PRIOR YEAR DATA	YOUR CURRENT YEAR DATA
			2020-21	2021-22	2022-23
01	Published <u>tuition</u> and <u>required fees</u> (lower of in-state or in-district tuition rate for public institutions)		10,723	11,475	11,981
02	<u>Books and supplies</u>		1,032	1,032	1,000
03	<u>Food and housing</u> and <u>other expenses</u> by living arrangement				
	03a	<u>On-campus</u>	15,956	16,146	16,240
	03b	<u>Off-campus (with family)</u>	8,436	8,536	8,692
	03c	<u>Off-campus (not with family)</u>	15,408	15,470	16,240
04	Number of these students by living arrangement				
	04a	<u>On-campus</u>	1,787	1,517	1,657
	04b	<u>Off-campus (with family)</u>	45	46	63
	04c	<u>Off-campus (not with family)</u>	45	42	23
	04d	Unknown	0	1	0
05	Weighted average for food and housing and other expenses by number of students for each living arrangement (excluding unknown values) See instructions for the formula for this calculation		15,763	15,910	15,967
06	Total cost of attendance by income level This value is calculated using the following formula: [G01+G02+G05]		27,518	28,417	28,948
07	Average amount of grant or scholarship aid awarded to these students from the following sources: the federal government, state/local government, and the institution				
	07a	\$0-30,000	14,036	12,898	15,349
	07b	\$30,001-48,000	14,526	12,816	15,272
	07c	\$48,001-75,000	13,462	11,429	13,241
	07d	\$75,001-110,000	7,950	7,496	7,493
	07e	\$110,001 and more	3,985	3,823	4,311
	07f	Total all income levels	9,619	8,438	9,059
08	Average institutional <u>net price</u> for full-time, first-time degree/certificate-seeking undergraduate students (paying the lower of in-state or in-district tuition rate for public institutions) who were awarded any Title IV federal student aid by income level. This value is calculated using the following formula: [G06-G07]				
	08a	\$0-30,000	13,482	15,519	13,599
	08b	\$30,001-48,000	12,992	15,601	13,676
	08c	\$48,001-75,000	14,056	16,988	15,707
	08d	\$75,001-110,000	19,568	20,921	21,455
	08e	\$110,001 and more	23,533	24,594	24,637
	08f	Total all income levels	17,899	19,979	19,889
As required by the <i>Higher Education Act of 1965, as amended</i> , these amounts will be posted on the U.S. Department of Education's College Navigator website.					

 You may use the box below to provide additional context for the data you have reported above. Context notes will be posted on the College Navigator website. Therefore, you should write all context notes using proper grammar (e.g., complete sentences with punctuation) and common language that can be easily understood by students and parents (e.g., spell out acronyms).

Non-applicable

Institution: University of Missouri-Columbia (178396)

User ID: 29C0011

Section 2: Military Servicemembers and Veteran's Benefits - Undergraduate and Graduate Students**Section 2: Military Servicemembers and Veteran's Benefits - Undergraduate and Graduate Students**

Important Note:

- Report for **Post-9/11 GI Bill Benefits**: July 1, 2022 - June 30, 2023.
- Report for **Department of Defense Tuition Assistance Program**: October 1, 2022 - September 30, 2023

Reporting Reminders:

- Report program student counts and disbursed amounts known to the institution for the Veteran's Affairs and Department of Defense programs listed.
- Report unduplicated student counts within a category (e.g., Post 9/11 GI Bill Benefits), however, a student can appear in both categories (i.e., a student can be counted as a Post 9/11 GI Bill Benefits recipient and a Department of Defense Tuition Assistance recipient).
- Student recipients can also include eligible dependents.
- Consult with your campus certifying official, who may not be in the student financial aid office.
- For Post-9/11 GI Bill Benefits, do not include the matching institutional aid provided through the [Yellow Ribbon Program](#) if your school participated.
- Do not leave a cell blank. Enter zero (0) if your institution did not have beneficiaries for the financial assistance program or program level.

Type of benefit/assistance	YOUR CURRENT YEAR DATA			YOUR PRIOR YEAR DATA
	2022-23			2021-22
	Number of students receiving benefits/assistance	Total dollar amount of benefits/assistance disbursed through the institution	Average dollar amount of benefits/assistance disbursed through the institution	Average dollar amount of benefits/assistance disbursed through the institution
	(1)	(2)	(3)	
Post-9/11 GI Bill Benefits				
Undergraduate students	281	2,881,817	10,256	9,992
Graduate students	97	1,032,555	10,645	11,420
Total	378	3,914,372	10,355	10,324
Department of Defense Tuition Assistance Program				
Undergraduate students	105	347,832	3,313	3,514
Graduate students	36	71,096	1,975	1,765
Total	141	418,928	2,971	2,975

Institution: University of Missouri-Columbia (178396)

User ID: 29C0011

Prepared by

Prepared by

Reporting Reminders:

- The name of the preparer is being collected so that we can follow up with the appropriate person in the event that there are questions concerning the data.
- The Keyholder will be copied on all email correspondence to other preparers.
- The time it took to prepare this component is being collected so that we can continue to improve our estimate of the reporting burden associated with IPEDS.
- Please include in your estimate the time it took for you to review instructions, query and search data sources, complete and review the component, and submit the data through the Data Collection System.
- Thank you for your assistance.

This survey component was prepared by:					
<input checked="" type="radio"/>	Keyholder	<input type="radio"/>	SFA Contact	<input type="radio"/>	HR Contact
<input type="radio"/>	Finance Contact	<input type="radio"/>	Academic Library Contact	<input type="radio"/>	Other
Name:		<input type="text" value="Randy Sade"/>			
Email:		<input type="text" value="SadeR@umsystem.edu"/>			

How many staff from your institution only were involved in the data collection and reporting process of this survey component?	
<input type="text" value="4.00"/>	Number of Staff (including yourself)

How many hours did you and others from your institution only spend on each of the steps below when responding to this survey component? <i>Exclude the hours spent collecting data for state and other reporting purposes.</i>				
Staff member	Collecting Data Needed	Revising Data to Match IPEDS Requirements	Entering Data	Revising and Locking Data
Your office	<input type="text" value="6.00"/> hours	<input type="text" value="0.00"/> hours	<input type="text" value="1.00"/> hours	<input type="text" value="2.25"/> hours
Other offices	<input type="text" value="18.00"/> hours	<input type="text" value="0.00"/> hours	<input type="text" value="2.00"/> hours	<input type="text" value="2.50"/> hours

Institution: University of Missouri-Columbia (178396)

User ID: 29C0011

Summary

Student Financial Aid Component Summary

The purpose of this summary is to provide you an opportunity to view some of the data that, when accepted through the IPEDS quality control process, will appear on the [College Navigator](#) website and/or your institution's Data Feedback Report (DFR). In addition, all data reported in IPEDS survey components become publicly available through the [IPEDS Use the Data](#) and appear as aggregated statistics in various Department of Education reports. [College Navigator](#) is updated approximately three months after the data collection period closes and DFRs will be available through the [IPEDS Use the Data](#) and sent to your institution's CEO at the end of 2024.

Please review your data for accuracy. If you have questions about the data displayed below or after reviewing the data reported on the survey screens, please contact the IPEDS Help Desk at: 1-877-225-2568 or ipedshelp@rti.org.

GENERAL INFORMATION	
Reporter Type	Academic
Calendar System	Semester
Award Levels Offered	Postsecondary awards, certificates, or diplomas of 300-899 clock hours... Bachelor's degree Postbaccalaureate certificate Master's degree Post-master's certificate Doctor's degree - research/scholarship Doctor's degree - professional practice Full-time Undergraduate
Levels of Enrollment Offered	Full-time First-time, degree/certificate-seeking Undergraduate Full-time Graduate (not including doctor's professional) Part-time Undergraduate Part-time First-time, degree/certificate-seeking Undergraduate Part-time Graduate (not including doctor's professional) Doctor's degree - professional practice programs
System	University of Missouri System

Financial Aid Information Summary				
		Fall 2022	Academic Year 2022-23	Academic Year 2022-23
		Number of students	Federal Pell grants	Federal Student Loans
01	All degree/certificate seeking undergraduate students	23,206		
02	Number of students awarded aid		4,773	8,295
03	Percentage awarded aid		21	36
04	Total amount of aid awarded		24,410,029	51,383,035
05	Average amount of aid awarded		5,114	6,194
06	Full-time, first-time degree/certificate seeking undergraduate students	4,928		
07	Number of students awarded aid		917	2,085
08	Percentage awarded aid		19	42
09	Total amount of aid awarded		4,629,151	10,945,616
10	Average amount of aid awarded		5,048	5,250
11	All other degree/certificate seeking undergraduate students	18,278		
12	Number of students awarded aid		3,856	6,210
13	Percentage awarded aid		21	34
14	Total amount of aid awarded		19,780,878	40,437,419
15	Average amount of aid awarded		5,130	6,512
16	All non-degree/non-certificate-seeking undergraduate students	539		
17	Number of students awarded aid		0	0
18	Percentage awarded aid		0	0
19	Total amount of aid awarded		0	0
20	Average amount of aid awarded			

Pricing Information

Cost of attendance for full-time, first-time undergraduate students			
Charges for full academic year	2020-21	2021-22	2022-23
Published <u>In-state</u> Tuition + fees total	10,723	11,475	11,981
Published <u>Out-of-state</u> Tuition + fees total	29,005	30,450	31,970
<u>Books and supplies</u>	1,032	1,032	1,000
<u>On-campus: Food and housing</u>	10,668	10,796	10,890
<u>On-campus: Other expenses</u>	5,288	5,350	5,350
<u>Off-campus (not with family): Food and housing</u>	10,120	10,120	10,890
<u>Off-campus (not with family): Other expenses</u>	5,288	5,350	5,350
<u>Off-campus (with family): Other expenses</u>	8,436	8,536	8,692

Average Net Price			
	2020-21	2021-22	2022-23
Average institutional net price for Full-time, first-time degree/certificate-seeking undergraduate students paying the lower of in-state or in-district tuition rate for public institutions who were awarded grant or scholarship aid from the federal government, state/local government, or the institution	18,249	19,889	20,006
Average institutional net price for full-time, first-time degree/certificate-seeking undergraduate students paying the lower of in-state or in-district tuition rate for public institutions who were awarded any Title IV federal student aid by income level.			
\$0-30,000	13,482	15,519	13,599
\$30,001-48,000	12,992	15,601	13,676
\$48,001-75,000	14,056	16,988	15,707
\$75,001-110,000	19,568	20,921	21,455
\$110,001 and more	23,533	24,594	24,637
Total all income levels	17,899	19,979	19,889

Military Service Members and Veteran's Benefits		
Type of benefit/assistance	Number of students receiving benefits/ assistance	Total dollar amount of benefits/ assistance disbursed through the institution
<u>Post-9/11 GI Bill Benefits</u>		
Undergraduate students	281	2,881,817
Graduate students	97	1,032,555
Total	378	3,914,372
<u>Department of Defense Tuition Assistance Program</u>		
Undergraduate students	105	347,832
Graduate students	36	71,096
Total	141	418,928

Edit Report

Student Financial Aid

Source	Description	Severity	Resolved	Options
Screen: Page 2 - Full-time, first-time degree/certificate-seeking undergraduate students				
Screen Entry	The average amount of this type of aid awarded to FTFT Undergraduate students is outside the expected range of between 2,749 and 4,113 when compared with the prior year value. Please check the number of students and the total amount of aid awarded to these students, and correct or explain the discrepant values. (Error #7147)	Explanation	Yes	
Reason	We made an adjustment to the way we handled awarding a crossover year in regard to Federal Pell Grant.			
Screen Entry	The average amount of this type of aid awarded to FTFT Undergraduate students is outside the expected range of between 17,652 and 19,016 when compared with the prior year value. Please check the number of students and the total amount of aid awarded to these students, and correct or explain the discrepant values. (Error #7147)	Explanation	Yes	
Reason	It could be a number of things; not sure we could correlate this change.			
Screen: Full-time, first-time degree/certificate-seeking undergraduate students				
Screen Entry	The number entered is outside the expected range of between 47 and 87 when compared with the prior year value. Please correct your data or explain. (Error #7169)	Explanation	Yes	
Reason	No clear explanation, except that more students chose to live on-campus.			
Screen Entry	The number entered is outside the expected range of between 33 and 59 when compared with the prior year value. Please correct your data or explain. (Error #7169)	Explanation	Yes	
Reason	This could be a result of an overall 4.4% enrollment increase of 2022 first-time degree-seeking who are from this and neighboring counties.			
Screen Entry	The number entered is outside the expected range of between 30 and 54 when compared with the prior year value. Please correct your data or explain. (Error #7169)	Explanation	Yes	
Reason	No clear explanation, except that more students chose to live on-campus.			
Screen Entry	The calculated average amount of grant or scholarship aid awarded to FTFT awarded Title IV Aid students from the federal government, state/local government, or the institution for this income level is smaller than expected in comparison with the other income levels. Please check the values reported for the number of these students who were awarded any Title IV aid (Col. 1) and the total amount of grant or scholarship aid awarded to them (Col. 3) and correct your data or explain the discrepancy. (Error #7317) This edit and explanation were retained from the prior year (for reference) and do not need to be re-explained in the current year edit report.	Explanation	Yes	
Reason	The data reported is correct. The number of students that met our priority aid deadline were fewer in that income category.			