

IPEDS 2022-23 Data Collection System

IPEDS HELP DESK (877) 225-2568 | ipedshelp@rti.org
OMB NO. 1850-0582 v.30 : Approval Expires 8/31/2025
User ID: 29C0011

Student Financial Aid 2022-23

2021-22 Data

Institution: University of Missouri-Kansas City (178402)

User ID: 29C0011

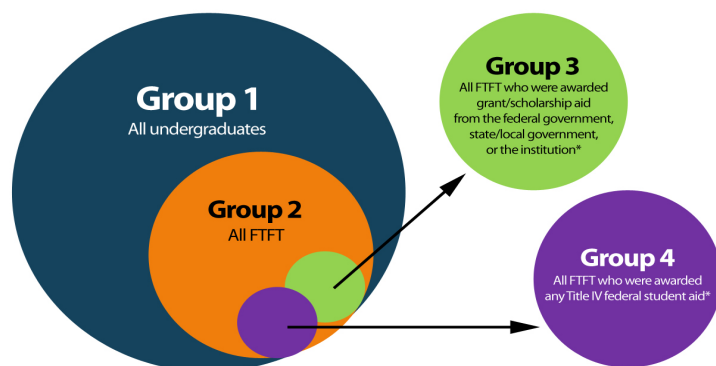
Overview

IPEDS Student Financial Aid Component Overview - Public Academic Reporters

Welcome to the Student Financial Aid (SFA) component. The purpose of the SFA component is to collect information about financial aid provided to various groups of undergraduate students and military/veteran educational benefits for all students at your institution.

Data Reporting Reminders:

- Report data to accurately reflect the time period corresponding with the IPEDS survey component, even if such reporting is seemingly inconsistent with prior-year reporting.
- Undergraduate Student Groups
You will be asked to report information for different groups of students.
 - Group 1: All undergraduate students
 - Group 2: Of Group 1, full-time, first-time degree/certificate-seeking students (FTFT)
 - Group 3: Of Group 2, FTFT students who paid the lower of in-state/in-district tuition rate and were awarded any grant/scholarship aid from the federal government, state/local government, or the institution*
 - Group 4: Of Group 2, FTFT students who paid the lower of in-state/in-district tuition rate and were awarded any Title IV federal student aid



*For public institutions, include only those students paying the in-state or in-district tuition rate. For program reporters, include only those students enrolled in the institution's largest program.

- COA Revisions
Revisions to Cost of Attendance (COA) used to calculate the net price of attendance can be made in this component. Consult the instructions and screens to make sure you are reporting the correct aid amounts for the correct groups of students.
- College Affordability and Transparency Lists
Net price amounts calculated in SFA will be used to populate the U.S. Department of Education's College Affordability and Transparency lists.
- Interactive Edits and Error Messages
SFA contains interactive edits that will check for blank fields, invalid values, or values that fall outside expected ranges. Some error messages will require you to confirm or explain the values that you entered. Some error messages are fatal and will require you to contact the IPEDS Help Desk at (877) 225-2568 for resolution.
- Context Boxes
You will find optional text boxes throughout SFA. Context boxes allow you to provide more information about the data you enter. Some of these context boxes may be made available to the public on College Navigator, so make sure that the information you enter can be understood easily by students, parents, and the general public.

Changes to reporting:

The following changes were implemented for the 2022-23 data collection period:

- Degree/certificate-seeking and non-degree/certificate-seeking data items were added in Parts A and B to disaggregate financial aid award amounts reported in Part B by these student categories.
- New FAQs were added to clarify concepts.
- Minor wording changes were made for clarification.

Resources:

- To download the survey materials for this component: [Survey Materials](#)
- To access your prior year data submission for this component: [Reported Data](#)

If you have questions about completing this survey, please contact the IPEDS Help Desk at 1-877-225-2568.

Institution: University of Missouri-Kansas City (178402)


User ID: 29C0011

Section 1: Part A

Part A - Establish Your Groups

Reporting Reminders:

- Part A establishes the number of students in various groups. Note that the numbers on this screen will be carried forward to other parts of the Student Financial Aid component.
- In the fields below, report the number of students in each of the following groups.

		 Fall 2021	YOUR PRIOR YEAR DATA
			Fall 2020
01	Group 1 All <u>undergraduate</u> students	<input type="text" value="10,698"/>	11,027
01a	Of those in Group 1, those who are degree/certificate-seeking	<input type="text" value="6,762"/>	
01b	Of those in Group 1, those who are non-degree/non-certificate-seeking (Line 01 – Line 01a)	<input type="text" value="3,936"/>	
02	Group 2 Of those in Group 1, those who are <u>full-time</u> , <u>first-time</u> degree/certificate-seeking	<input type="text" value="1,118"/>	1,027
02a	Of those in Group 2, those who were awarded any <u>Federal Work Study</u> , <u>loans to students</u> , or grant or scholarship aid from the federal government, state/local government, the institution, or other sources known to the institution	<input type="text" value="1,068"/>	941
02b	Of those in Group 2, those who were awarded any <u>loans to students</u> or grant or scholarship aid from the federal government, state/local government, or the institution	<input type="text" value="1,059"/>	915
03	Group 3 Of those in Group 2, those paying the lower of in-state or in-district tuition rate who were awarded grant or scholarship aid from the federal government, state/local government, or the institution	<input type="text" value="744"/>	777
04	Group 4 Of those in Group 2, those paying the lower of in-state or in-district tuition rate who were awarded any <u>Title IV federal student aid</u>	<input type="text" value="536"/>	552

Institution: University of Missouri-Kansas City (178402)

User ID: 29C0011

Section 1: Part B

Part B - Enter Information About Group 1

Reporting Reminders:


- Group 1 students are **ALL undergraduate** students (including first-time students) enrolled in Fall 2021.
- For this part, report:

For These Students	The Following Type(s) of Aid	Awarded in This Period
<ul style="list-style-type: none"> All undergraduate students enrolled in Fall 2021 for the 2021-22 academic year as defined by the institution 	<ul style="list-style-type: none"> Grant or scholarship aid from: <ul style="list-style-type: none"> federal government state/local government the institution other sources known to the institution Loans to students from: <ul style="list-style-type: none"> the federal government 	<ul style="list-style-type: none"> Any time during academic year 2021-22

- In the fields below, report the number of Group 1 students and the total amount of aid awarded to these students for each type of aid.

Information from Part A	Fall 2021
Group 1: All undergraduate students (This number is carried forward from Part A, Line 01.)	10,698
Of those in Group 1, those who are degree/certificate-seeking (This number is carried forward from Part A, Line 01a.)	6,762
Of those in Group 1, those who are non-degree/non-certificate-seeking (This number is carried forward from Part A, Line 01b.)	3,936

Aid Type		2021-22											
		All undergraduate students (Group 1)				All degree/certificate-seeking undergraduates				All non-degree/non-certificate-seeking undergraduates			
		Number students who were awarded aid	Percentage of students who were awarded aid	Total amount of aid awarded	Average amount of aid awarded (Col.3/Col.1)	Number students who were awarded aid	Percentage of students who were awarded aid	Total amount of aid awarded	Average amount of aid awarded (Col.7/Col.5)	Number students who were awarded aid (Col.1-Col.5)	Percentage of students who were awarded aid	Total amount of aid awarded (Col.3-Col.7)	Average amount of aid awarded
		Col. 1	Col. 2	Col. 3	Col. 4	Col. 5	Col. 6	Col. 7	Col. 8	Col. 9	Col. 10	Col. 11	Col. 12
01	Grant or scholarship aid from the federal government, state/local government, the institution, and other sources known to the institution (Do NOT include federal student loans)	5,668	53	47,903,890	8,452	5,410	80	47,322,350	8,747	258	7	581,540	2,254
	02 Federal Pell Grants	2,571	24	12,135,061	4,720	2,571	38	12,135,061	4,720				
03	Federal student loans	2,714	25	24,892,291	9,172	2,714	40	24,892,291	9,172				

 You may use the box below to provide additional context for the data you have reported above. Context notes will be posted on the College Navigator website. Therefore, you should write all context notes using proper grammar (e.g., complete sentences with punctuation) and common language that can be easily understood by students and parents (e.g., spell out acronyms).

Non-applicable

Institution: University of Missouri-Kansas City (178402)

User ID: 29C0011

Section 1: Part C, Page 1

Part C, Page 1 - Enter Information about Group 2

Reporting Reminders:

- Group 2 students are all full-time, first-time degree/certificate-seeking undergraduate students enrolled in Fall 2021.
- In the fields below, report the number of Group 2 students paying in-district, in-state, and out-of-state tuition rates. If your institution does not offer different rates, report all students as paying in-state tuition rates.

Information from Part A	Fall 2021
Group 2: Full-time, first-time degree/certificate-seeking undergraduates (This number is carried forward from Part A, Line 02)	1,118

Group 2 students:			Fall 2021		YOUR PRIOR YEAR DATA
					Fall 2020
			Number of Group 2 students	Percentage of Group 2 students	Percentage of Group 2 students
01	01a	<u>paying in-district tuition rates</u>	<input type="text" value="0"/>	0	0
	01b	<u>paying in-state tuition rates</u>	<input type="text" value="782"/>	70	84
	01c	<u>paying out-of-state tuition rates</u>	<input type="text" value="336"/>	30	16
	01d	Unknown (calculated value) This value is calculated using the following formula: [A02-(C01a+C01b+C01c)]	0	0	0

Institution: University of Missouri-Kansas City (178402)

User ID: 29C0011

Section 1: Part C, Page 2

Part C, Page 2 - Enter Information about Group 2

Reporting Reminders:

- Part C includes financial aid information about Group 2. Group 2 students are all full-time, first-time degree/certificate-seeking undergraduate students enrolled in Fall 2021.
- For this part, report:


For These Students	The Following Type(s) of Aid	Awarded in This Period
<ul style="list-style-type: none"> Full-time, first-time degree/certificate-seeking undergraduate students enrolled in Fall 2021 for the 2021-22 academic year as defined by the institution 	<ul style="list-style-type: none"> Grant or scholarship aid from: <ul style="list-style-type: none"> federal government state/local government the institution Loans to students from: <ul style="list-style-type: none"> the federal government other sources, including private or other loans Do not include: <ul style="list-style-type: none"> grant or scholarship aid from private or other sources PLUS loans or loans made to anyone other than the student 	<ul style="list-style-type: none"> Any time during academic year 2021-22 For program reporters, this is the aid year period from July 1, 2021 through June 30, 2022.

- In the fields below, report the number of Group 2 students and the total amount of aid awarded to these students for each type of aid. Enter unduplicated student counts within a category (e.g., Federal Pell Grants). However, a student can appear in more than one aid category.

Information from Part A	Fall 2021
Group 2: Full-time, first-time degree/certificate-seeking undergraduates (This number is carried forward from Part A, Line 02)	1,118
Group 2a: (This number is carried forward from Part A, Line 02a) <ul style="list-style-type: none"> Of those in Group 2, those who were awarded: <ul style="list-style-type: none"> Federal Work Study Loans to students Grant or scholarship aid from the federal government, state/local government, or the institution Other sources known to the institution 	1,068
Group 2b (This number is carried forward from Part A, Line 02b) <ul style="list-style-type: none"> Of those in Group 2, those who were awarded: <ul style="list-style-type: none"> Loans to students Grant or scholarship aid from the federal government, state/local government, or the institution 	1,059
Group 3 (This number is carried forward from Part A, Line 03) <ul style="list-style-type: none"> Of those in Group 2, those who paid the lower of in-state or in-district tuition rate and were awarded: <ul style="list-style-type: none"> Grant or scholarship aid from the federal government, state/local government, or the institution 	744

Aid Type		Fall 2021				YOUR PRIOR YEAR DATA
		Fall 2021				Fall 2020
		Number of Group 2 students who were awarded aid	Percentage of Group 2 students who were awarded aid	Total amount of aid awarded to Group 2 students	Average amount of aid awarded to Group 2 students	Average amount of aid awarded to Group 2 students
01	Grants or scholarships from the federal government, state/local government, or the institution	1,042	93	8,727,979	8,376	8,297
02	Federal grants	506	45	2,747,320	5,429	5,150
	02a Federal Pell Grants	506	45	2,551,527	5,043	4,860
	02b Other federal grants	134	12	195,793	1,461	1,126
03	State/local government grants or scholarships (includes fellowships/tuition waivers/exemptions)	449	40	1,153,617	2,569	1,968
04	Institutional grants or scholarships (includes fellowships/tuition waivers/exemptions)	901	81	4,827,042	5,357	5,726

05	Loans to students	418	37	2,725,675	6,521	6,389
05a	Federal loans	412	37	2,116,062	5,136	5,015
05b	Other loans (including private loans)	45	4	609,613	<input checked="" type="checkbox"/> 13,547	14,518

 You may use the box below to provide additional context for the data you have reported above. Context notes will be posted on the College Navigator website. Therefore, you should write all context notes using proper grammar (e.g., complete sentences with punctuation) and common language that can be easily understood by students and parents (e.g., spell out acronyms).

Non-applicable

Institution: University of Missouri-Kansas City (178402)

User ID: 29C0011

Section 1: Comparison Chart

Comparison Chart

Reporting Reminders:

- Based on the information reported on the previous screens for Group 1 (all undergraduates) and Group 2 (full-time, first-time degree/certificate-seeking undergraduates), this comparison chart seeks to help institutions check their reported data. Assuming that the information on Groups 1 and 2 is correct, then the calculated fields for 'All Other Undergraduates' should be the balance (Group 1 minus Group 2). If the balance does not check with your institution's calculations, please correct your reported numbers for Groups 1 and 2 before moving forward with the completion of the SFA survey component.

Note:

- Data for the 'All Other Undergraduates' will appear in the IPEDS Data Center for data users, but not in College Navigator.

		Fall 2021	Academic Year 2021-22	Academic Year 2021-22
		Number of students	Federal Pell grants	Federal Student Loans
01	Group 1 (all undergraduates)	10,698		
	02 Number of students who were awarded aid		2,571	2,714
	03 Percentage who were awarded aid		24	25
	04 Total amount of aid awarded		12,135,061	24,892,291
	05 Average amount of aid awarded		4,720	9,172
06	Group 2 (Full-time, first-time undergraduates)	1,118		
	07 Number of students who were awarded aid		506	412
	08 Percentage who were awarded aid		45	37
	09 Total amount of aid awarded		2,551,527	2,116,062
	10 Average amount of aid awarded		5,043	5,136
11	All other undergraduates (Line 01 - Line 06)	9,580		
	12 Number of students who were awarded aid (Line 02 - Line 07)		2,065	2,302
	13 Percentage who were awarded aid (Line 12 / Line 11)		22	24
	14 Total amount of aid awarded (Line 04 - Line 09)		9,583,534	22,776,229
	15 Average amount of aid awarded (Line 14 / Line 12)		4,641	9,894

Institution: University of Missouri-Kansas City (178402)



User ID: 29C0011

Section 1: Cost of Attendance

Cost of attendance for full-time, first-time undergraduate students

Reporting Reminders:

- Please enter the amounts requested below. These data will be made available to the public on College Navigator. If your institution participates in any Title IV programs (Federal Pell Grant, Federal Direct Loan, etc.), you must complete all information.
- Estimates of expenses for books and supplies, room and board, and other expenses are those from the **Cost of Attendance report** used by the financial aid office in determining financial need. Please talk to your financial aid office to get these numbers to ensure that you are reporting correctly.
- These numbers are carried forward from Institutional Characteristics and should only be changed if an error was made in the reporting.

Charges for full academic year	2019-20	2020-21	2021-22
Published <u>tuition</u> and <u>required fees</u> :			
<u>In-district</u>			
Tuition	8,392	8,593	8,940
Required fees	1,523	1,552	1,659
Tuition + fees total	9,915	10,145	10,599
<u>In-state</u>			
Tuition	8,392	8,593	8,940
Required fees	1,523	1,552	1,659
Tuition + fees total	9,915	10,145	10,599
<u>Out-of-state</u>			
Tuition	23,080	23,634	24,576
Required fees	1,523	1,552	1,659
Tuition + fees total	24,603	25,186	26,235
 <u>Books and supplies</u>	862	770	770
<u>On-campus:</u>			
<u>Room and board</u>	11,796	11,748	11,992
<u>Other expenses</u>	3,848	3,556	3,994
Room and board and other expenses	15,644	15,304	15,986
<u>Off-campus (not with family):</u>			
<u>Room and board</u>	10,626	10,714	11,748
<u>Other expenses</u>	4,552	4,230	4,454
Room and board and other expenses	15,178	14,944	16,202
 <u>Off-campus (with family):</u>			
<u>Other expenses</u>	4,552	4,230	4,454

Institution: University of Missouri-Kansas City (178402)

User ID: 29C0011

Section 1: Part D

Part D - Enter Information about Group 3


Reporting Reminders:

- Group 3 students are all full-time, first-time degree/certificate-seeking undergraduate students enrolled Fall 2021 paying the lower of in-state or in-district tuition rate who were awarded grant or scholarship aid from the following sources: the federal government, state/local government, or the institution. The information you report in this part will be used in Part F to calculate average institutional net price.
- For this part, report:

For These Students	The Following Type(s) of Aid	Awarded in This Period
<ul style="list-style-type: none">Full-time, first-time degree/certificate-seeking undergraduate students enrolled in Fall 2021 for the 2021-22 academic year as defined by the institution paying the lower of in-state or in-district tuition rate who were awarded grant or scholarship aid from the following sources: the federal government, state/local government, or the institutionDo not include students who were awarded only grant or scholarship aid from private or other sources, or students who were awarded only non-grant aid	<ul style="list-style-type: none">Grant or scholarship aid from:<ul style="list-style-type: none">federal governmentstate/local governmentthe institutionDo not include:<ul style="list-style-type: none">grant or scholarship aid from private or other sourcesfederal student loansparent PLUS loansprivate loansHEERF grantsFederal Work Study amounts	<ul style="list-style-type: none">Any time during academic year 2021-22

- In the fields below, report the number of Group 3 students with each type of living arrangement and the total amount of grant or scholarship aid from the federal government, state/local government, or the institution awarded to these students.

Information from Part A:		YOUR PRIOR YEAR DATA 2019-20	YOUR PRIOR YEAR DATA 2020-21	2021-22
Group 3 Full-time, first-time degree/certificate-seeking undergraduate students paying the lower of in-state or in-district tuition rate who were awarded grant or scholarship aid from the following sources: the federal government, state/local government, or the institution (This number is carried forward from Part A, Line 03)		869	777	744
01	Report the number of Group 3 students with the following living arrangements:	YOUR PRIOR YEAR DATA	YOUR PRIOR YEAR DATA	
		2019-20	2020-21	2021-22
01a	On-campus	459	419	380
01b	Off-campus (with family)	249	231	239
01c	Off-campus (not with family)	93	82	92
01d	Unknown (calculated) This value is calculated using the following formula: [A03-(D01a+D01b+D01c)]	68	45	33
02	Report the total amount of grant or scholarship aid from the federal government, state/local government, or the institution awarded to Group 3 students	5,998,767	6,461,349	6,523,205
03	Average grant or scholarship aid from the federal government, state/local government, or the institution awarded to Group 3 students (calculated value). This value is calculated using the following formula: [D02/A03]	6,903	8,316	8,768

 You may use the box below to provide additional context for the data you have reported above. Context notes will be posted on the College Navigator website. Therefore, you should write all context notes using proper grammar (e.g., complete sentences with punctuation) and common language that can be easily understood by students and parents (e.g., spell out acronyms).

Non-applicable

Institution: University of Missouri-Kansas City (178402)

User ID: 29C0011

Section 1: Part E

Part E – Enter Information about Group 4

Reporting Reminders:

- Part E includes financial aid information about Group 4. undergraduate students enrolled in Fall 2021 paying the lower of in-state or in-district tuition rate who were awarded any Title IV federal student aid, including federal grants or federal student loans. The information you report in this part will be used in Part G to calculate average institutional net price by income level.
- For this part, report:

For These Students	The Following Type(s) of Aid	Awarded in This Period
<ul style="list-style-type: none"> Full-time, first-time degree/certificate-seeking undergraduate students enrolled Fall 2021 for the 2021-22 academic year as defined by the institution paying the lower of in-state or in-district tuition rate who were awarded any Title IV federal student aid 	<ul style="list-style-type: none"> Grant or scholarship aid from: <ul style="list-style-type: none"> federal government state/local government the institution Do not include: <ul style="list-style-type: none"> grant or scholarship aid from private or other sources federal student loans parent PLUS loans private loans HEERF grants Federal Work Study amounts 	<ul style="list-style-type: none"> Any time during academic year 2021-22


- In the fields below, report the number of Group 4 students with each type of living arrangement and the total amount of grant or scholarship aid from the federal government, state/local government, or the institution awarded to these students by income level.

Information from Part A:			2019-20	2020-21	2021-22
Group 4 Full-time, first-time degree/certificate-seeking undergraduate students paying the lower of in-state or in-district tuition rate who were awarded any Title IV federal student aid (This number is carried forward from Part A, Line 04)			669	552	536
01	Report the number of Group 4 students with the following living arrangements:		YOUR PRIOR YEAR DATA	YOUR PRIOR YEAR DATA	
			2019-20	2020-21	2021-22
01a	On-campus		375	307	274
01b	Off-campus (with family)		209	176	183
01c	Off-campus (not with family)		85	69	79
01d	Unknown (calculated) This value is calculated using the formula: [A04-(E01a+E01b+E01c)]		0	0	0

		Number of students who were awarded any Title IV aid (Group 4)	Of those in Column 1, the number who were awarded any grant or scholarship aid from the following sources: the federal government, state/local government, or the institution	Of those in Column 1, the total amount of grant or scholarship aid awarded from the following sources: the federal government, state/local government, or the institution	i Average amount of federal, state/local, and institutional grant or scholarship aid awarded to Group 4 students
2019-20					
		Col. 1	Col. 2	Col. 3	Col. 4
02	Income level				
02a	\$0-30,000	205	203	2,085,552	10,173
02b	\$30,001-48,000	122	121	1,115,826	9,146
02c	\$48,001-75,000	114	99	812,690	7,129
02d	\$75,001-110,000	100	46	419,671	4,197
02e	\$110,001 and more	128	23	379,561	2,965
02f	Total all income levels	669	492	4,813,300	7,195

2020-21						
			Col. 1	Col. 2	Col. 3	Col. 4
03	Income level					
	03a	\$0-30,000	150	148	1,827,405	12,183
	03b	\$30,001-48,000	117	116	1,363,936	11,658
	03c	\$48,001-75,000	116	114	1,234,385	10,641
	03d	\$75,001-110,000	75	42	417,909	5,572
	03e	\$110,001 and more	94	24	315,987	3,362
	03f	Total all income levels	552	444	5,159,622	9,347

2021-22						
			Col. 1	Col. 2	Col. 3	Col. 4
04	Income level					
	04a	\$0-30,000	195	195	2,584,954	13,256
	04b	\$30,001-48,000	100	99	1,197,848	11,978
	04c	\$48,001-75,000	82	78	868,064	10,586
	04d	\$75,001-110,000	70	45	413,803	5,911
	04e	\$110,001 and more	89	25	406,706	4,570
	04f	Total all income levels	536	442	5,471,375	10,208

 You may use the box below to provide additional context for the data you have reported above. Context notes will be posted on the College Navigator website. Therefore, you should write all context notes using proper grammar (e.g., complete sentences with punctuation) and common language that can be easily understood by students and parents (e.g., spell out acronyms).

Non-applicable

Institution: University of Missouri-Kansas City (178402)

User ID: 29C0011


Section 1: Part F

Part F – Net Price Calculation for Group 3

Note:

- The following net price calculation is based on information that your institution reported in the Institutional Characteristics component and the Student Financial Aid component. For more information about the data your institution reported in the Institutional Characteristics component, please contact your institution's IPEDS Keyholder.

Components of cost of attendance			YOUR PRIOR YEAR DATA	YOUR PRIOR YEAR DATA	2021-22
			2019-20	2020-21	
01	Published <u>tuition</u> and <u>required fees</u> (lower of in-state or in-district tuition rate)		9,915	10,145	10,599
02	<u>Books and supplies</u>		862	770	770
03	<u>Room and board</u> and <u>other expenses</u> by living arrangement				
	03a	<u>On-campus</u>	15,644	15,304	15,986
	03b	<u>Off-campus (with family)</u>	4,552	4,230	4,454
	03c	<u>Off-campus (not with family)</u>	15,178	14,944	16,202
04	Number of Group 3 students by living arrangement				
	04a	<u>On-campus</u>	459	419	380
	04b	<u>Off-campus (with family)</u>	249	231	239
	04c	<u>Off-campus (not with family)</u>	93	82	92
	04d	Unknown	68	45	33
05	Weighted average for room and board and other expenses by number of students for each living arrangement (excluding unknown values) See instructions for the formula for this calculation		12,142	11,769	12,138
06	Total cost of attendance This value is calculated using the following formula: [F01+F02+F05]		22,919	22,684	23,507
07	Average amount of grant or scholarship aid awarded to Group 3 students from the following sources: the federal government, state/local government, and the institution		6,903	8,316	8,768
08	Average institutional <u>net price</u> for Group 3 students This value is calculated using the following formula: [F06-F07]		16,016	14,368	14,739
As required by the <i>Higher Education Act, as amended (2008)</i> , these amounts will be posted on the U.S. Department of Education's College Navigator website and used in the U.S. Department of Education's College Affordability and Transparency Lists.					

 You may use the box below to provide additional context for the data you have reported above. Context notes will be posted on the College Navigator website. Therefore, you should write all context notes using proper grammar (e.g., complete sentences with punctuation) and common language that can be easily understood by students and parents (e.g., spell out acronyms).

Non-applicable



Institution: University of Missouri-Kansas City (178402)

User ID: 29C0011


Section 1: Part G

Part G – Net Price Calculation for Group 4

Note:

- The following net price calculation is based on information that your institution reported in the Institutional Characteristics component and the Student Financial Aid component. For more information about the data your institution reported in the Institutional Characteristics component, please contact your institution's IPEDS Keyholder.

Components of cost of attendance			YOUR PRIOR YEAR DATA	YOUR PRIOR YEAR DATA	2021-22
			2019-20	2020-21	
01	Published <u>tuition</u> and <u>required fees</u> (lower of in-state or in-district tuition rate)		9,915	10,145	10,599
02	<u>Books and supplies</u>		862	770	770
03	<u>Room and board</u> and <u>other expenses</u> by living arrangement				
	03a	<u>On-campus</u>	15,644	15,304	15,986
	03b	<u>Off-campus (with family)</u>	4,552	4,230	4,454
	03c	<u>Off-campus (not with family)</u>	15,178	14,944	16,202
04	Number of Group 4 students by living arrangement				
	04a	<u>On-campus</u>	375	307	274
	04b	<u>Off-campus (with family)</u>	209	176	183
	04c	<u>Off-campus (not with family)</u>	85	69	79
	04d	Unknown	0	0	0
05	Weighted average for room and board and other expenses by number of students for each living arrangement (excluding unknown values) See instructions for the formula for this calculation		12,120	11,728	12,081
06	Total cost of attendance by income level This value is calculated using the following formula: [G01+G02+G05]		22,897	22,643	23,450
07	Average amount of grant or scholarship aid awarded to Group 4 students from the following sources: the federal government, state/local government, and the institution		7,195	9,347	10,208
	07a	\$0-30,000	10,173	12,183	13,256
	07b	\$30,001-48,000	9,146	11,658	11,978
	07c	\$48,001-75,000	7,129	10,641	10,586
	07d	\$75,001-110,000	4,197	5,572	5,911
	07e	\$110,001 and more	2,965	3,362	4,570
08	Average institutional <u>net price</u> for Group 4 students This value is calculated using the following formula: [G06-G07]				
	08a	\$0-30,000	12,724	10,460	10,194
	08b	\$30,001-48,000	13,751	10,985	11,472
	08c	\$48,001-75,000	15,768	12,002	12,864
	08d	\$75,001-110,000	18,700	17,071	17,539
	08e	\$110,001 and more	19,932	19,281	18,880
As required by the <i>Higher Education Act, as amended (2008)</i> , these amounts will be posted on the U.S. Department of Education's College Navigator website.					

 You may use the box below to provide additional context for the data you have reported above. Context notes will be posted on the College Navigator website. Therefore, you should write all context notes using proper grammar (e.g., complete sentences with punctuation) and common language that can be easily understood by students and parents (e.g., spell out acronyms).

Non-applicable

--

Institution: University of Missouri-Kansas City (178402)

User ID: 29C0011

Section 2: Military Servicemembers and Veteran's Benefits - Undergraduate and Graduate

Section 2: Military Servicemembers and Veteran's Benefits

Important Note:

- Report for **Post-9/11 GI Bill Benefits**: July 1, 2021 - June 30, 2022.
- Report for **Department of Defense Tuition Assistance Program**: October 1, 2021 - September 30, 2022
- **Program reporters should be reporting the information on this screen for ALL programs (not just the largest program).**

Reporting Reminders:

- Report the total number of student recipients and the total dollar amounts for each program.
- Student recipients can also include eligible dependents.
- Student recipients may be listed in both categories.
- Consult with your campus certifying official, who may not be in the student financial aid office.
- For Post-9/11 GI Bill Benefits, do not include the matching institutional aid provided through the [Yellow Ribbon Program](#) if your school participated.
- Information reported to IPEDS is only what is known to the institution.
- Enter zero (0) if your institution did not have beneficiaries for that student level or program. Please do not leave a cell blank.

Type of benefit/assistance	Number of students receiving benefits/assistance	Total dollar amount of benefits/assistance disbursed through the institution	Average dollar amount of benefits/assistance disbursed through the institution	YOUR PRIOR YEAR DATA
				Average dollar amount of benefits/assistance disbursed through the institution
<u>Post-9/11 GI Bill Benefits</u>				
Undergraduate students	153	873,018	✖ 5,706	7,635
Graduate students	51	442,894	8,684	9,187
Total	204	1,315,912	6,451	8,038
<u>Department of Defense Tuition Assistance Program</u>				
Undergraduate students	34	114,790	3,376	2,922
Graduate students	2	7,250	3,625	2,595
Total	36	122,040	3,390	2,883

Institution: University of Missouri-Kansas City (178402)

User ID: 29C0011

Prepared by

Prepared by

Reporting Reminders:

- The name of the preparer is being collected so that we can follow up with the appropriate person in the event that there are questions concerning the data.
- The Keyholder will be copied on all email correspondence to other preparers.
- The time it took to prepare this component is being collected so that we can continue to improve our estimate of the reporting burden associated with IPEDS.
- Please include in your estimate the time it took for you to review instructions, query and search data sources, complete and review the component, and submit the data through the Data Collection System.
- Thank you for your assistance.

This survey component was prepared by:					
<input checked="" type="radio"/>	Keyholder	<input type="radio"/>	SFA Contact	<input type="radio"/>	HR Contact
<input type="radio"/>	Finance Contact	<input type="radio"/>	Academic Library Contact	<input type="radio"/>	Other
Name: <input type="text" value="Randy Sade"/>					
Email: <input type="text" value="SadeR@umsystem.edu"/>					

How many staff from your institution only were involved in the data collection and reporting process of this survey component?	
<input type="text" value="4.00"/>	Number of Staff (including yourself)

How many hours did you and others from your institution only spend on each of the steps below when responding to this survey component? <i>Exclude the hours spent collecting data for state and other reporting purposes.</i>					
Staff member	Collecting Data Needed	Revising Data to Match IPEDS Requirements	Entering Data	Revising and Locking Data	
Your office	<input type="text" value="5.50"/> hours	<input type="text" value="0.50"/> hours	<input type="text" value="1.00"/> hours	<input type="text" value="1.50"/> hours	
Other offices	<input type="text" value="16.50"/> hours	<input type="text" value="2.00"/> hours	<input type="text" value="1.50"/> hours	<input type="text" value="1.00"/> hours	

Institution: University of Missouri-Kansas City (178402)

User ID: 29C0011

Summary

IPEDS Student Financial Aid (SFA) Survey Summary

IPEDS collects important information regarding your institution. All data reported in IPEDS survey components become available in the IPEDS Data Center and appear as aggregated data in various Department of Education reports. Additionally, some of the reported data appears specifically for your institution through the College Navigator website and is included in your institution's Data Feedback Report (DFR). The purpose of this summary is to provide you an opportunity to view some of the data that, when accepted through the IPEDS quality control process, will appear on the College Navigator website and/or your DFR. College Navigator is updated approximately three months after the data collection period closes and Data Feedback Reports will be available through the [Data Center](#) and sent to your institution's CEO in November 2023.

Please review your data for accuracy. If you have questions about the data displayed below after reviewing the data reported on the survey screens, please contact the IPEDS Help Desk at: 1-877-225-2568 or ipedshelp@rti.org.

Total grant aid awarded to all undergraduate students		\$47,903,890
Number of undergraduate students who were awarded a Pell Grant		2,571
Percentage of FTFT students who were awarded any financial aid		96%
	Percentage of FTFT students who were awarded grant aid by type	Average amount of grant aid awarded by type
Total	93%	\$8,376
Federal Government	45%	\$5,429
Pell	45%	\$5,043
Other Federal	12%	\$1,461
State/Local Government	40%	\$2,569
Institutional	81%	\$5,357
	Percentage of FTFT students who were awarded and accepted loans by type	Average amount of loans awarded and accepted by type
Total	37%	\$6,521
Federal	37%	\$5,136
Non-federal	4%	\$13,547
Average net price for FTFT students who were awarded grant aid		\$14,739
Average net price for FTFT students who were awarded Title IV federal student aid		
\$0 – 30,000		\$10,194
\$30,001 – 48,000		\$11,472
\$48,001 – 75,000		\$12,864
\$75,001 – 110,000		\$17,539
\$110,001 and more		\$18,880

Military Service members and Veteran's Benefits			
		Number of students receiving benefits/assistance	Total dollar amount of benefits/assistance awarded through the institution
Post-9/11 GI Bill Benefits			
	Undergraduate students	153	\$873,018
	Graduate students	51	\$442,894
	Total	204	\$1,315,912
Department of Defense Tuition Assistance Program			
	Undergraduate students	34	\$114,790
	Graduate students	2	\$7,250
	Total	36	\$122,040

Institution: University of Missouri-Kansas City (178402)

User ID: 29C0011

Edit Report

Student Financial Aid

Source	Description	Severity	Resolved	Options
Screen: Part B - Enter Information about Group 1				
Perform Edits	The fiscal year for this institution exactly matches the coverage period specified in SFA (July 1 to June 30) therefore, we would expect the grant/scholarship aid awarded in SFA (\$47,903,890) to be similar to the scholarship/fellowship revenue reported in Finance (\$82,783,482). Please review your data and make any necessary corrections, or explain. (Error #7415)	Explanation	Yes	
Reason	The Student Financial Aid survey collects dollar amounts only on undergraduate aid, where the Finance survey collects amounts for both undergraduate and graduate-level dollars awarded. For UM-Kansas City, IPEDS Finance also includes aid for students in the Medicine, Dentistry, Law & Pharmacy professional programs.			
Screen: Part C, Page 2 - Enter Information about Group 2				
Screen Entry	The average amount of this type of aid awarded to Group 2 students is outside the expected range of between 13,836 and 15,200 when compared with the prior year value. Please check the number of students and the total amount of aid awarded to these students, and correct or explain the discrepant values. (Error #7147)	Explanation	Yes	
Reason	UM-Kansas City expanded scholarship opportunities and received larger funding amounts from state sources for more students during this academic period. This along with timing of Federal emergency funds may have impacted this group.			
Screen: Military Servicemembers and Veteran's Benefits				
Screen Entry	The average aid disbursed is out of range compared to the prior year amount and cannot be explained by a small cohort. Please correct your data or call the Help Desk. (Error #7267)	Fatal	Yes	
Reason	Overridden by administrator. Amount confirmed by financial aid office, students received more aid in PY. ST			