

# IPEDS 2023-24 Data Collection System

IPEDS HELP DESK (877) 225-2568 | [ipedshelp@rti.org](mailto:ipedshelp@rti.org)  
OMB NO. 1850-0582 v.32 : Approval Expires 8/31/2025  
User ID: 29C0011

Student Financial Aid 2023-24

2022-23 Data

Institution: University of Missouri-Kansas City (178402)

User ID: 29C0011

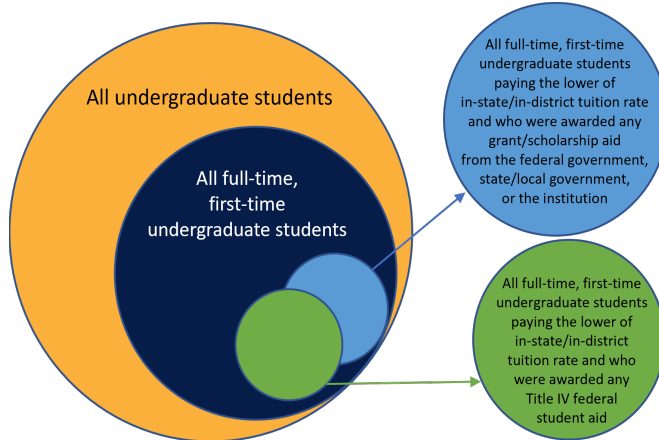
## Overview

### IPEDS Student Financial Aid Component Overview - Academic Reporters

Welcome to the Student Financial Aid (SFA) survey component. The purpose of the SFA component is to collect information about financial aid provided to various groups of undergraduate students and military/veteran educational benefits for all students at your institution.

#### Data Reporting Reminders:

- Report data to accurately reflect the period corresponding with the IPEDS survey component, even if such reporting is seemingly inconsistent with prior-year reporting.
- Undergraduate Student Counts  
You will be asked to report information for:
  - All undergraduate students
  - Full-time, first-time degree/certificate-seeking undergraduate students (FTFT)
  - FTFT undergraduate students who (paid the lower of in-state/in-district tuition rate for public institutions and) were awarded any grant/scholarship aid from the federal government, state/local government, or the institution
  - FTFT undergraduate students who (paid the lower of in-state/in-district tuition rate for public institutions and) were awarded any Title IV federal student aid



- COA Revisions  
Revisions to Cost of Attendance (COA) used to calculate the net price of attendance can be made in this component. Consult the instructions and screens to make sure you are reporting the correct aid amounts for the correct groups of students.
- College Affordability and Transparency Lists  
Net price amounts calculated in SFA will be used to populate the U.S. Department of Education's College Affordability and Transparency lists.
- Interactive Edits and Error Messages  
SFA contains interactive edits that will check for blank fields, invalid values, or values that fall outside expected ranges. Some error messages will require you to confirm or explain the values that you entered. Some error messages are fatal and will require you to contact the IPEDS Help Desk at (877) 225-2568 for resolution.
- Context Boxes  
You will find optional text boxes throughout SFA. Context boxes allow you to provide more information about the data you enter. Some of these context boxes may be made available to the public on College Navigator, so make sure that the information you enter can be understood easily by students, parents, and the public.

#### Changes to reporting:

The following changes were implemented for the 2023-24 data collection period:

- Removed the 'Groups terminology'
- Renumbered lines on screens and in instructions
- Reiterated instructions on what is reported in each part for specific students and reporting periods
- Rephrased "room and board" terminology in survey materials to "food and housing," including Glossary terms
- Added FAQ regarding inclusion of incarcerated students
- Revised FAQ regarding experimental site participants

#### Resources:

- To download the survey materials for this component: [Survey Materials](#)
- To access your prior year data submission for this component: [Reported Data](#)

If you have questions about completing this survey, please contact the IPEDS Help Desk at 1-877-225-2568.

Institution: University of Missouri-Kansas City (178402)

User ID: 29C0011

## Section 1: Part A - Establish Your Student Counts


## Part A - Establish Your Student Counts

## Instructions:

In the fields below, report the number of students enrolled in Fall 2022.

## Reporting Reminders:

- Part A establishes student counts.
- The numbers on this screen are carried forward to other parts of the Student Financial Aid Survey component and checked for consistency with data reported in other survey components.

		YOUR CURRENT YEAR DATA	YOUR PRIOR YEAR DATA
		Fall 2022	Fall 2021
02	 All undergraduate students	<input type="text" value="10,179"/>	10,698
03	All degree/certificate-seeking undergraduate students Of those on line 02, those who are <b>degree/certificate-seeking</b>	<input type="text" value="6,479"/>	
04	Of those on line 02, those who are <b>non-degree/non-certificate-seeking</b> (Line 02 – Line 03)	3,700	
05	All full-time, first-time degree certificate-seeking undergraduate students Of those on line 03, those who are <b>full-time, first-time</b>	<input type="text" value="1,139"/>	1,118
06	Of those on line 05, those awarded any: <ul style="list-style-type: none"><li>• <u>Federal Work Study</u>,</li><li>• <u>Loans to students</u>,</li><li>• Grant or scholarship aid from the federal government, state/local government, the institution, or</li><li>• Other sources known to the institution</li></ul>	<input type="text" value="1,093"/>	1,068
07	Of those on line 05, those awarded any: <ul style="list-style-type: none"><li>• <u>loans to students</u> or</li><li>• Grant or scholarship aid from the federal government, state/local government, or the institution</li></ul>	<input type="text" value="1,065"/>	1,059
08	Of those on line 05, those (paying the lower of in-state or in-district tuition rate for public institutions) who were awarded grant or scholarship aid from the federal government, state/local government, or the institution	<input type="text" value="744"/>	744
09	Of those on line 05, those (paying the lower of in-state or in-district tuition rate for public institutions) who were awarded any <u>Title IV federal student aid</u>	<input type="text" value="555"/>	536

Institution: University of Missouri-Kansas City (178402)

User ID: 29C0011

## Section 1: Part B - Student Counts and Financial Aid Award Amounts


## Part B - Enter Student Counts and Financial Aid Award Amounts

For this part, report:

For These Students	The Following Type(s) of Aid	Awarded in This Period
<ul style="list-style-type: none"><li>All undergraduate students enrolled in Fall 2022 for the 2022-23 academic year as defined by the institution</li></ul>	<ul style="list-style-type: none"><li>Grant or scholarship aid from:<ul style="list-style-type: none"><li>federal government</li><li>state/local government</li><li>the institution</li><li>other sources known to the institution</li></ul></li><li>Loans to students from:<ul style="list-style-type: none"><li>the federal government</li></ul></li></ul>	<ul style="list-style-type: none"><li>Any time during academic year 2022-23</li></ul>
Information from Part A		Fall 2022
All undergraduate students (This number is carried forward from Part A, Line 02.)		10,179
Degree/certificate-seeking undergraduate students (This number is carried forward from Part A, Line 03.)		6,479
Non-degree/non-certificate-seeking undergraduate students (This number is carried forward from Part A, Line 04.)		3,700

In the fields below, report the student counts and the total amount of aid awarded for each aid type and student category.

Aid Type		2022-23											
		All undergraduate students				All degree/certificate-seeking undergraduates				All non-degree/non-certificate-seeking undergraduates			
		Number students who were awarded aid	Percentage of students who were awarded aid	Total amount of aid awarded	Average amount of aid awarded (Col.3/Col.1)	Number students who were awarded aid	Percentage of students who were awarded aid	Total amount of aid awarded	Average amount of aid awarded (Col.7/Col.5)	Number students who were awarded aid (Col.1-Col.5)	Percentage of students who were awarded aid	Total amount of aid awarded (Col.3-Col.7)	Average amount of aid awarded
		Col. 1	Col. 2	Col. 3	Col. 4	Col. 5	Col. 6	Col. 7	Col. 8	Col. 9	Col. 10	Col. 11	Col. 12
01	Grant or scholarship aid from the federal government, state/local government, the institution, and other sources known to the institution ( <b>Do NOT include federal student loans</b> )	5,369	53	55,287,018	10,297	5,248	81	54,591,524	10,402	121	3	695,494	5,748
02	Federal Pell Grants	2,543	25	12,914,995	5,079	2,543	39	12,914,995	5,079	0	0	0	
03	Federal loans to students	2,479	24	24,230,011	9,774	2,479	38	24,230,011	9,774	0	0	0	

 You may use the box below to provide additional context for the data you have reported above. Context notes will be posted on the College Navigator website. Therefore, you should write all context notes using proper grammar (e.g., complete sentences with punctuation) and common language that can be easily understood by students and parents (e.g., spell out acronyms).

Non-applicable

Institution: University of Missouri-Kansas City (178402)

User ID: 29C0011

## Section 1: Part C, Page 1 - full-time, first-time degree/certificate-seeking undergraduate students

## Part C, Page 1 - Enter Information about full-time, first-time degree/certificate-seeking undergraduate students

## Reporting Reminders:

- In the fields below, report the number of full-time, first-time degree/certificate-seeking undergraduate students enrolled in Fall 2022 paying the lower of in-state or in-district tuition rate. If your institution does not offer different rates, report all students as paying in-state tuition rates.

Information from Part A		Fall 2022		
01	Full-time, first-time degree/certificate-seeking undergraduate students (This number is carried forward from Part A, Line 05)	1,139		
Full-time, first-time students:		YOUR CURRENT YEAR DATA		YOUR PRIOR YEAR DATA
		Fall 2022		Fall 2021
		Number of students	Percentage of students	Percentage of students
02	<u>paying in-district tuition rates</u>	<input type="text" value="0"/>	0	0
03	<u>paying in-state tuition rates</u>	<input type="text" value="785"/>	69	70
04	<u>paying out-of-state tuition rates</u>	<input type="text" value="354"/>	31	30
05	Unknown (calculated value) This value is calculated using the following formula: [Line 01-(Line 02 +Line 03 +Line 04)]	<input type="text" value="0"/>	0	0

Institution: University of Missouri-Kansas City (178402)

User ID: 29C0011

## Section 1: Part C, Page 2 - full-time, first-time degree/certificate-seeking undergraduate students

## Part C, Page 2 - Enter Information about full-time, first-time degree/certificate-seeking undergraduate students.

For this part, report:


For These Students	The Following Type(s) of Aid	Awarded in This Period
<ul style="list-style-type: none"> <li>Full-time, first-time degree/certificate-seeking undergraduate students enrolled in Fall 2022 for the 2022-23 academic year as defined by the institution</li> </ul>	<ul style="list-style-type: none"> <li>Grant or scholarship aid from:               <ul style="list-style-type: none"> <li>federal government</li> <li>state/local government</li> <li>the institution</li> </ul> </li> <li>Loans to students from:               <ul style="list-style-type: none"> <li>the federal government</li> <li>other sources, including private or other loans</li> </ul> </li> <li>Do <b>not</b> include:               <ul style="list-style-type: none"> <li>grant or scholarship aid from private or other sources</li> <li>PLUS loans or loans made to anyone other than the student</li> </ul> </li> </ul>	<ul style="list-style-type: none"> <li>Any time during academic year 2022-23</li> </ul>

Information from Part A	Fall 2022
Full-time, first-time degree/certificate-seeking undergraduate students (This number is carried forward from Part A, Line 05)	1,139
(This number is carried forward from Part A, Line 06) <ul style="list-style-type: none"> <li>Full-time, first-time degree/certificate-seeking undergraduate students awarded:               <ul style="list-style-type: none"> <li>Federal Work Study</li> <li>Loans to students</li> <li>Grant or scholarship aid from the federal government, state/local government, or the institution</li> <li>Other sources known to the institution</li> </ul> </li> </ul>	1,093
(This number is carried forward from Part A, Line 07) <ul style="list-style-type: none"> <li>Full-time, first-time degree/certificate-seeking undergraduate students awarded:               <ul style="list-style-type: none"> <li>Loans to students</li> <li>Grant or scholarship aid from the federal government, state/local government, or the institution</li> </ul> </li> </ul>	1,065
(This number is carried forward from Part A, Line 08) <ul style="list-style-type: none"> <li>Full-time, first-time degree/certificate-seeking undergraduate students who paying the lower of in-state or in-district tuition rate for public institutions were awarded:               <ul style="list-style-type: none"> <li>Grant or scholarship aid from the federal government, state/local government, or the institution</li> </ul> </li> </ul>	744

In the fields below, report the number of full-time, first-time degree/certificate-seeking undergraduate students and the total amount of aid awarded for each type of aid. Enter unduplicated student counts within a each aid category (e.g., Federal Pell Grants). However, a student can appear in more than one aid category.

Aid Type		Full-time, first-time degree/certificate-seeking undergraduate students (Part A, Line 05)				
		CURRENT YEAR DATA				YOUR PRIOR YEAR DATA
		Fall 2022				Fall 2021
		Number of FTFT students awarded aid	Percentage of FTFT students awarded aid	Total amount of aid awarded to FTFT students	Average amount of aid awarded to FTFT students	Average amount of aid awarded to FTFT students
01	Grants or scholarships from the federal government, state/local government, or the institution	1,027	90	10,403,478	<input checked="" type="checkbox"/> 10,130	8,376
02	<u>Federal grants</u> and scholarship aid	517	45	2,894,773	5,599	5,429
03	<u>Federal Pell Grants</u>	517	45	2,775,305	5,368	5,043
04	<u>Other federal grants</u> and scholarship aid	86	8	119,468	1,389	1,461
05	<u>State/local government grant</u> or scholarship aid (includes <u>fellowships</u> /tuition waivers/exemptions)	489	43	1,351,890	2,765	2,569
06	<u>Institutional grant</u> or scholarship aid (includes <u>fellowships</u> /tuition waivers/exemptions)	968	85	6,156,815	<input checked="" type="checkbox"/> 6,360	5,357
07	<u>Loans to students</u>	404	35	2,557,797	6,331	6,521
08	Federal loans to students	398	35	1,969,265	4,948	5,136

09	Other loans to students (including private loans)	39	3	588,532	<input checked="" type="checkbox"/> 15,091	13,547
----	--	----	---	---------	--	--------

 You may use the box below to provide additional context for the data you have reported above. Context notes will be posted on the College Navigator website. Therefore, you should write all context notes using proper grammar (e.g., complete sentences with punctuation) and common language that can be easily understood by students and parents (e.g., spell out acronyms).

Non-applicable

Institution: University of Missouri-Kansas City (178402)

User ID: 29C0011

## Section 1: Comparison Chart

## Comparison Chart

## Reporting Reminders:

- Based on the information reported on the previous screens for all undergraduate students and full-time, first-time degree/certificate-seeking undergraduate students, this comparison chart seeks to help institutions check their reported data. Assuming the information reported is correct, the calculated fields for 'All Other Undergraduate students' should be the balance. Similarly, comparison chart values for all degree/certificate and all non-degree/ certificate undergraduates should match the total reported in columns 1-4 in Section 1, Part B. If the balance does not check with your institution's calculations, please correct your reported numbers before moving forward with the completion of the SFA survey component.
- Data for all degree/certificate seeking undergraduate students and full-time, first-time undergraduate students are published on College Navigator.

## Note:

- Data for the 'all other degree/certificate undergraduate' students and all non-degree/certificate undergraduate students will appear in the IPEDS Data Center for data users, but not in College Navigator.

		Fall 2022	Academic Year 2022-23	Academic Year 2022-23
		Number of students	Federal Pell grants	Federal Student Loans
01	All degree/certificate seeking undergraduate students	6,479		
02	Number of students awarded aid		2,543	2,479
03	Percentage awarded aid		39	38
04	Total amount of aid awarded		12,914,995	24,230,011
05	Average amount of aid awarded		5,079	9,774
06	Full-time, first-time degree/certificate seeking undergraduate students	1,139		
07	Number of students awarded aid		517	398
08	Percentage awarded aid		45	35
09	Total amount of aid awarded		2,775,305	1,969,265
10	Average amount of aid awarded		5,368	4,948
11	All other degree/certificate seeking undergraduate students	5,340		
12	Number of students awarded aid		2,026	2,081
13	Percentage awarded aid		38	39
14	Total amount of aid awarded		10,139,690	22,260,746
15	Average amount of aid awarded		5,005	10,697
16	All non-degree/non-certificate-seeking undergraduate students	3,700		
17	Number of students awarded aid		0	0
18	Percentage awarded aid		0	0
19	Total amount of aid awarded		0	0
20	Average amount of aid awarded			

Institution: University of Missouri-Kansas City (178402)



User ID: 29C0011

## Section 1: Cost of Attendance

## Cost of attendance for full-time, first-time undergraduate students

## Reporting Reminders:

- These numbers are carried forward from Institutional Characteristics (IC) Survey and should only be changed if an error was made in the reporting.
- Please review the amounts below for accuracy and consistency with your institution's records. These data will be made available to the public on College Navigator. If your institution participates in any Title IV programs (Federal Pell Grant, Federal Direct Loan, etc.), all information must be reported.
- Estimates of expenses for books and supplies, food and housing, and other expenses are those from the **Cost of Attendance report** used by the financial aid office in determining financial need. Please talk to your IC Survey data reporter before changing these numbers to ensure the data is correct.

Charges for full academic year	2020-21	2021-22	2022-23
Published <u>tuition</u> and <u>required fees</u> :			
<u>In-district</u>			
Tuition	8,593	8,940	9,332
Required fees	1,552	1,659	1,955
Tuition + fees total	10,145	10,599	11,287
<u>In-state</u>			
Tuition	8,593	8,940	9,332
Required fees	1,552	1,659	1,955
Tuition + fees total	10,145	10,599	11,287
<u>Out-of-state</u>			
Tuition	23,634	24,576	25,805
Required fees	1,552	1,659	1,955
Tuition + fees total	25,186	26,235	27,760
 <u>Books and supplies</u>	770	770	814
<u>On-campus:</u>			
<u>Food and housing</u>	11,748	11,992	12,262
<u>Other expenses</u>	3,556	3,994	4,222
Food and housing and other expenses	15,304	15,986	16,484
<u>Off-campus (not with family):</u>			
<u>Food and housing</u>	10,714	11,748	12,270
<u>Other expenses</u>	4,230	4,454	4,736
Food and housing and other expenses	14,944	16,202	17,006
 <u>Off-campus (with family):</u>			
<u>Other expenses</u>	4,230	4,454	4,736



Institution: University of Missouri-Kansas City (178402)

User ID: 29C0011

## Section 1: Part D

**Part D - Enter information about full-time, first-time degree/certificate-seeking undergraduate students paying the lower of in-state or in-district tuition rate who were awarded grant or scholarship aid from the following sources: the federal government, state/local government, or the institution**


## Reporting Reminders:

- The information you report in this part will be used in Part F to calculate average institutional net price.
- Do not include students who received HEERF grants only.
- For this part, report:

For These Students	The Following Type(s) of Aid	Awarded in This Period
<ul style="list-style-type: none"><li>• Full-time, first-time degree/certificate-seeking undergraduate students enrolled in Fall 2022 for the 2022-23 academic year as defined by the institution paying the lower of in-state or in-district tuition rate for public institutions who were awarded grant or scholarship aid from the following sources: the federal government, state/local government, or the institution</li><li>• Do <b>not</b> include students awarded only grant or scholarship aid from private or other sources, or students awarded only non-grant aid</li></ul>	<ul style="list-style-type: none"><li>• Grant or scholarship aid from:<ul style="list-style-type: none"><li>◦ federal government</li><li>◦ state/local government</li><li>◦ the institution</li></ul></li><li>• Do <b>not</b> include:<ul style="list-style-type: none"><li>◦ grant or scholarship aid from private or other sources</li><li>◦ federal student loans</li><li>◦ parent PLUS loans</li><li>◦ private loans</li><li>◦ HEERF grants</li><li>◦ Federal Work Study amounts</li></ul></li></ul>	<ul style="list-style-type: none"><li>• Any time during academic year 2022-23</li></ul>

In the fields below, report the number of full-time, first-time degree/certificate-seeking undergraduate students paying the lower of in-state or in-district tuition rate awarded grant or scholarship aid from the following sources: the federal government, state/local government, or the institution with each type of living arrangement and the total amount of grant or scholarship aid from the federal government, state/local government, or the institution awarded to these students. Do not include HEERF grants.

Information from Part A:		YOUR PRIOR YEAR DATA 2020-21	YOUR PRIOR YEAR DATA 2021-22	YOUR CURRENT YEAR DATA 2022-23
01	Full-time, first-time degree/certificate-seeking undergraduate students paying the lower of in-state or in-district tuition rate for public institutions who were awarded grant or scholarship aid from the following sources: the federal government, state/local government, or the institution (This number is carried forward from Part A, Line 08)	777	744	744
Report the number of these students from Part A, Line 08 with the following living arrangements:		YOUR PRIOR YEAR DATA	YOUR PRIOR YEAR DATA	YOUR CURRENT YEAR DATA
		2020-21	2021-22	2022-23
02	<u>On-campus</u>	419	380	368
03	<u>Off-campus (with family)</u>	231	239	239
04	<u>Off-campus (not with family)</u>	82	92	87
05	Unknown (calculated) This value is calculated using the following formula: Line 01 - (Line 02 +Line 03 +Line 04)	45	33	50
06	<b>Report the total amount of grant or scholarship aid from the federal government, state/local government, or the institution awarded to these students. Do not include HEERF grants.</b>	6,461,349	6,523,205	7,740,326
07	Average grant or scholarship aid from the federal government, state/local government, or the institution awarded to full-time, first-time degree/certificate undergraduate students (calculated value). This value is calculated using the following formula: Line 06/Line 01	8,316	8,768	10,404

 You may use the box below to provide additional context for the data you have reported above. Context notes will be posted on the College Navigator website. Therefore, you should write all context notes using proper grammar (e.g., complete sentences with punctuation) and common language that can be easily understood by students and parents (e.g., spell out acronyms).

Non-applicable

Institution: University of Missouri-Kansas City (178402)

User ID: 29C0011

## Section 1: Part E

**Part E – Enter Information about full-time, first-time degree/certificate-seeking undergraduate students paying the lower of in-state or in-district tuition rate awarded any Title IV federal student aid, including federal grants or federal student loans.**

## Reporting Reminders:

- The information you report in this part will be used in Part G to calculate average institutional net price by income level.
- Do not include students who received HEERF grants only.
- For this part, report:

For These Students	The Following Type(s) of Aid	Awarded in This Period
<ul style="list-style-type: none"> <li>• Full-time, first-time degree/certificate-seeking undergraduate students enrolled Fall 2022 for the 2022-23 academic year as defined by the institution paying the lower of in-state or in-district tuition rate for public institutions who were awarded any Title IV federal student aid</li> </ul>	<ul style="list-style-type: none"> <li>• Grant or scholarship aid from:               <ul style="list-style-type: none"> <li>◦ federal government</li> <li>◦ state/local government</li> <li>◦ the institution</li> </ul> </li> <li>• Do <b>not</b> include:               <ul style="list-style-type: none"> <li>◦ grant or scholarship aid from private or other sources</li> <li>◦ federal student loans</li> <li>◦ parent PLUS loans</li> <li>◦ private loans</li> <li>◦ HEERF grants</li> <li>◦ Federal Work Study amounts</li> </ul> </li> </ul>	<ul style="list-style-type: none"> <li>• Any time during academic year 2022-23</li> </ul>

- In the fields below, report the number of full-time, first-time degree/certificate-seeking undergraduate students awarded any Title IV students with each type of living arrangement and the total amount of grant or scholarship aid from the federal government, state/local government, or the institution awarded to these students by income level.


Information from Part A:		2020-21	2021-22	2022-23
01	Full-time, first-time degree/certificate-seeking undergraduate students paying the lower of in-state or in-district tuition rate for public institutions who were awarded any Title IV federal student aid (This number is carried forward from Part A, Line 09) Report the number of these students with the following living arrangements:	552	536	555
Report the number of these students from Part A, Line 09 with the following living arrangements:		YOUR PRIOR YEAR DATA	YOUR PRIOR YEAR DATA	YOUR CURRENT YEAR DATA
		2020-21	2021-22	2022-23
02	<u>On-campus</u>	307	274	293
03	<u>Off-campus (with family)</u>	176	183	189
04	<u>Off-campus (not with family)</u>	69	79	72
05	Unknown (calculated) This value is calculated using the formula: [Line 01 - (Line 02 + Line 03 + Line 04)]	0	0	1

Full-Time, First-Time Degree/Certificate Undergraduates Awarded Title IV Aid				
2020-21				
	Number of students awarded any Title IV aid	Of those in Column 1, the <b>number</b> awarded any grant or scholarship aid from the following sources: the federal government, state/local government, or the institution	For those in Column 1, the <b>total amount</b> of grant or scholarship aid awarded from the following sources: the federal government, state/local government, or the institution	<b>i</b> <b>Average</b> amount of federal, state/local, and institutional grant or scholarship aid awarded to students in Column 1
Income level	Col. 1	Col. 2	Col. 3	Col. 4
01 \$0-30,000	150	148	1,827,405	12,183
02 \$30,001-48,000	117	116	1,363,936	11,658
03 \$48,001-75,000	116	114	1,234,385	10,641
04 \$75,001-110,000	75	42	417,909	5,572
05 \$110,001 and more	94	24	315,987	3,362
06 Total all income levels	552	444	5,159,622	9,347

2021-22				
	Number of students awarded any Title IV aid	Of those in Column 1, the <b>number</b> awarded any grant or scholarship aid from the following sources: the federal government, state/local government, or the institution	For those in Column 1, the <b>total amount</b> of grant or scholarship aid awarded from the following sources: the federal government, state/local government, or the institution	<b>i</b> <b>Average</b> amount of federal, state/local, and institutional grant or scholarship aid awarded to students in Column 1
Income level	Col. 1	Col. 2	Col. 3	Col. 4

01	\$0-30,000	195	195	2,584,954	13,256
02	\$30,001-48,000	100	99	1,197,848	11,978
03	\$48,001-75,000	82	78	868,064	10,586
04	\$75,001-110,000	70	45	413,803	5,911
05	\$110,001 and more	89	25	406,706	4,570
06	Total all income levels	536	442	5,471,375	10,208

2022-23					
		Number of students awarded any Title IV aid	Of those in Column 1, the <b>number</b> awarded any grant or scholarship aid from the following sources: the federal government, state/local government, or the institution	For those in Column 1, the <b>total</b> <b>amount</b> of grant or scholarship aid awarded from the following sources: the federal government, state/local government, or the institution	<b>i</b> <b>Average</b> amount of federal, state/local, and institutional grant or scholarship aid awarded to students in Column 1
Income level		Col. 1	Col. 2	Col. 3	Col. 4
01	\$0-30,000	175	174	2,700,457	15,431
02	\$30,001-48,000	107	107	1,613,344	15,078
03	\$48,001-75,000	112	108	1,460,803	13,043
04	\$75,001-110,000	73	49	437,004	5,986
05	\$110,001 and more	88	26	341,667	3,883
06	Total all income levels	555	464	6,553,275	11,808

 You may use the box below to provide additional context for the data you have reported above. Context notes will be posted on the College Navigator website. Therefore, you should write all context notes using proper grammar (e.g., complete sentences with punctuation) and common language that can be easily understood by students and parents (e.g., spell out acronyms).

Non-applicable

Institution: University of Missouri-Kansas City (178402)

User ID: 29C0011


## Section 1: Part F

**Part F – Net Price Calculation for Full-time, first-time degree/certificate-seeking undergraduate students awarded grant or scholarship aid from the federal government, state/local government, or the institution**

## Note:

- The following net price calculation is based on information that your institution reported in the Institutional Characteristics and Student Financial Aid components. For more information about the data your institution reported in the Institutional Characteristics component, please contact your institution's IPEDS Keyholder.

Cost of attendance components			YOUR PRIOR YEAR DATA	YOUR PRIOR YEAR DATA	YOUR CURRENT YEAR DATA
			2020-21	2021-22	2022-23
01	Published <u>tuition</u> and <u>required fees</u> (lower of in-state or in-district tuition rate for public institutions)		10,145	10,599	11,287
02	<u>Books and supplies</u>		770	770	814
03	<u>Food and housing</u> and <u>other expenses</u> by living arrangement				
	03a	<u>On-campus</u>	15,304	15,986	16,484
	03b	<u>Off-campus (with family)</u>	4,230	4,454	4,736
	03c	<u>Off-campus (not with family)</u>	14,944	16,202	17,006
04	Number of these students by living arrangement		YOUR PRIOR YEAR DATA	YOUR PRIOR YEAR DATA	YOUR CURRENT YEAR DATA
			2020-21	2021-22	2022-23
	04a	<u>On-campus</u>	419	380	368
	04b	<u>Off-campus (with family)</u>	231	239	239
	04c	<u>Off-campus (not with family)</u>	82	92	87
	04d	Unknown	45	33	50
05	Weighted average for food and housing and other expenses by number of students for each living arrangement (excluding unknown values) See instructions for the formula for this calculation		11,769	12,138	12,504
06	Total cost of attendance This value is calculated using the following formula: [F01+F02+F05]		22,684	23,507	24,605
07	Average amount of grant or scholarship aid awarded to these students from the following sources: the federal government, state/local government, and the institution		8,316	8,768	10,404
08	Average institutional <u>net price</u> for these students This value is calculated using the following formula: [F06-F07]		14,368	14,739	14,201
As required by the <i>Higher Education Act of 1965, as amended</i> , these amounts will be posted on the U.S. Department of Education's College Navigator website and used in the U.S. Department of Education's College Affordability and Transparency Lists.					

 You may use the box below to provide additional context for the data you have reported above. Context notes will be posted on the College Navigator website. Therefore, you should write all context notes using proper grammar (e.g., complete sentences with punctuation) and common language that can be easily understood by students and parents (e.g., spell out acronyms).

Non-applicable



Institution: University of Missouri-Kansas City (178402)

User ID: 29C0011


## Section 1: Part G

**Part G – Net Price Calculation for Full-time, first-time degree/certificate-seeking undergraduate students awarded any Title IV federal student aid.**

## Note:

- The following net price calculation is based on information that your institution reported in the Institutional Characteristics and Student Financial Aid components. For more information about the data your institution reported in the Institutional Characteristics survey component, please contact your institution's IPEDS Keyholder.

Cost of attendance of components			YOUR PRIOR YEAR DATA	YOUR PRIOR YEAR DATA	YOUR CURRENT YEAR DATA
			2020-21	2021-22	2022-23
01	Published <u>tuition</u> and <u>required fees</u> (lower of in-state or in-district tuition rate for public institutions)		10,145	10,599	11,287
02	<u>Books and supplies</u>		770	770	814
03	<u>Food and housing</u> and <u>other expenses</u> by living arrangement				
	03a	<u>On-campus</u>	15,304	15,986	16,484
	03b	<u>Off-campus (with family)</u>	4,230	4,454	4,736
	03c	<u>Off-campus (not with family)</u>	14,944	16,202	17,006
04	Number of these students by living arrangement				
	04a	<u>On-campus</u>	307	274	293
	04b	<u>Off-campus (with family)</u>	176	183	189
	04c	<u>Off-campus (not with family)</u>	69	79	72
	04d	Unknown	0	0	1
05	Weighted average for food and housing and other expenses by number of students for each living arrangement (excluding unknown values) See instructions for the formula for this calculation		11,728	12,081	12,544
06	Total cost of attendance by income level This value is calculated using the following formula: [G01+G02+G05]		22,643	23,450	24,645
07	Average amount of grant or scholarship aid awarded to these students from the following sources: the federal government, state/local government, and the institution				
	07a	\$0-30,000	12,183	13,256	15,431
	07b	\$30,001-48,000	11,658	11,978	15,078
	07c	\$48,001-75,000	10,641	10,586	13,043
	07d	\$75,001-110,000	5,572	5,911	5,986
	07e	\$110,001 and more	3,362	4,570	3,883
	07f	Total all income levels	9,347	10,208	11,808
08	Average institutional <u>net price</u> for full-time, first-time degree/certificate-seeking undergraduate students (paying the lower of in-state or in-district tuition rate for public institutions) who were awarded any Title IV federal student aid by income level. This value is calculated using the following formula: [G06-G07]				
	08a	\$0-30,000	10,460	10,194	9,214
	08b	\$30,001-48,000	10,985	11,472	9,567
	08c	\$48,001-75,000	12,002	12,864	11,602
	08d	\$75,001-110,000	17,071	17,539	18,659
	08e	\$110,001 and more	19,281	18,880	20,762
	08f	Total all income levels	13,296	13,242	12,837
As required by the <i>Higher Education Act of 1965, as amended</i> , these amounts will be posted on the U.S. Department of Education's College Navigator website.					

 You may use the box below to provide additional context for the data you have reported above. Context notes will be posted on the College Navigator website. Therefore, you should write all context notes using proper grammar (e.g., complete sentences with punctuation) and common language that can be easily understood by students and parents (e.g., spell out acronyms).

Non-applicable



Institution: University of Missouri-Kansas City (178402)

User ID: 29C0011

**Section 2: Military Servicemembers and Veteran's Benefits - Undergraduate and Graduate Students****Section 2: Military Servicemembers and Veteran's Benefits - Undergraduate and Graduate Students**

Important Note:

- Report for **Post-9/11 GI Bill Benefits**: July 1, 2022 - June 30, 2023.
- Report for **Department of Defense Tuition Assistance Program**: October 1, 2022 - September 30, 2023

Reporting Reminders:

- Report program student counts and disbursed amounts known to the institution for the Veteran's Affairs and Department of Defense programs listed.
- Report unduplicated student counts within a category (e.g., Post 9/11 GI Bill Benefits), however, a student can appear in both categories (i.e., a student can be counted as a Post 9/11 GI Bill Benefits recipient and a Department of Defense Tuition Assistance recipient).
- Student recipients can also include eligible dependents.
- Consult with your campus certifying official, who may not be in the student financial aid office.
- For Post-9/11 GI Bill Benefits, do not include the matching institutional aid provided through the Yellow Ribbon Program if your school participated.
- Do not leave a cell blank. Enter zero (0) if your institution did not have beneficiaries for the financial assistance program or program level.

Type of benefit/assistance	YOUR CURRENT YEAR DATA			YOUR PRIOR YEAR DATA
	2022-23			2021-22
	Number of students receiving benefits/assistance	Total dollar amount of benefits/assistance disbursed through the institution	Average dollar amount of benefits/assistance disbursed through the institution	Average dollar amount of benefits/assistance disbursed through the institution
	(1)	(2)	(3)	
<b>Post-9/11 GI Bill Benefits</b>				
Undergraduate students	166	1,411,534	8,503	5,706
Graduate students	85	981,173	11,543	8,684
Total	251	2,392,707	9,533	6,451
<b>Department of Defense Tuition Assistance Program</b>				
Undergraduate students	26	92,230	3,547	3,376
Graduate students	8	23,301	2,913	3,625
Total	34	115,531	3,398	3,390

Institution: University of Missouri-Kansas City (178402)

User ID: 29C0011

## Prepared by

## Prepared by

## Reporting Reminders:

- The name of the preparer is being collected so that we can follow up with the appropriate person in the event that there are questions concerning the data.
- The Keyholder will be copied on all email correspondence to other preparers.
- The time it took to prepare this component is being collected so that we can continue to improve our estimate of the reporting burden associated with IPEDS.
- Please include in your estimate the time it took for you to review instructions, query and search data sources, complete and review the component, and submit the data through the Data Collection System.
- Thank you for your assistance.

This survey component was prepared by:					
<input checked="" type="radio"/>	Keyholder	<input type="radio"/>	SFA Contact	<input type="radio"/>	HR Contact
<input type="radio"/>	Finance Contact	<input type="radio"/>	Academic Library Contact	<input type="radio"/>	Other
Name:		<input type="text" value="Randy Sade"/>			
Email:		<input type="text" value="SadeR@umsystem.edu"/>			

How many staff from your institution only were involved in the data collection and reporting process of this survey component?	
<input type="text" value="4.00"/>	Number of Staff (including yourself)

How many hours did you and others from your institution only spend on each of the steps below when responding to this survey component? <i>Exclude the hours spent collecting data for state and other reporting purposes.</i>				
Staff member	Collecting Data Needed	Revising Data to Match IPEDS Requirements	Entering Data	Revising and Locking Data
Your office	<input type="text" value="6.00"/> hours	<input type="text" value="0.00"/> hours	<input type="text" value="1.00"/> hours	<input type="text" value="1.75"/> hours
Other offices	<input type="text" value="18.00"/> hours	<input type="text" value="0.00"/> hours	<input type="text" value="2.00"/> hours	<input type="text" value="1.50"/> hours



Institution: University of Missouri-Kansas City (178402)

User ID: 29C0011

## Summary

### Student Financial Aid Component Summary

The purpose of this summary is to provide you an opportunity to view some of the data that, when accepted through the IPEDS quality control process, will appear on the [College Navigator](#) website and/or your institution's Data Feedback Report (DFR). In addition, all data reported in IPEDS survey components become publicly available through the [IPEDS Use the Data](#) and appear as aggregated statistics in various Department of Education reports. [College Navigator](#) is updated approximately three months after the data collection period closes and DFRs will be available through the [IPEDS Use the Data](#) and sent to your institution's CEO at the end of 2024.

Please review your data for accuracy. If you have questions about the data displayed below or after reviewing the data reported on the survey screens, please contact the IPEDS Help Desk at: 1-877-225-2568 or [ipedshelp@rti.org](mailto:ipedshelp@rti.org).

GENERAL INFORMATION	
Reporter Type	Academic
Calendar System	Semester Postsecondary awards, certificates, or diplomas of 300-899 clock hours...
Award Levels Offered	Bachelor's degree Postbaccalaureate certificate Master's degree Post-master's certificate Doctor's degree - research/scholarship Doctor's degree - professional practice Full-time Undergraduate
Levels of Enrollment Offered	Full-time First-time, degree/certificate-seeking Undergraduate Full-time Graduate (not including doctor's professional) Part-time Undergraduate Part-time First-time, degree/certificate-seeking Undergraduate Part-time Graduate (not including doctor's professional) Doctor's degree - professional practice programs
System	University of Missouri System

Financial Aid Information Summary				
		Fall 2022	Academic Year 2022-23	Academic Year 2022-23
		Number of students	Federal Pell grants	Federal Student Loans
01	All degree/certificate seeking undergraduate students	6,479		
02	Number of students awarded aid		2,543	2,479
03	Percentage awarded aid		39	38
04	Total amount of aid awarded		12,914,995	24,230,011
05	Average amount of aid awarded		5,079	9,774
06	Full-time, first-time degree/certificate seeking undergraduate students	1,139		
07	Number of students awarded aid		517	398
08	Percentage awarded aid		45	35
09	Total amount of aid awarded		2,775,305	1,969,265
10	Average amount of aid awarded		5,368	4,948
11	All other degree/certificate seeking undergraduate students	5,340		
12	Number of students awarded aid		2,026	2,081
13	Percentage awarded aid		38	39
14	Total amount of aid awarded		10,139,690	22,260,746
15	Average amount of aid awarded		5,005	10,697
16	All non-degree/non-certificate-seeking undergraduate students	3,700		
17	Number of students awarded aid		0	0
18	Percentage awarded aid		0	0
19	Total amount of aid awarded		0	0
20	Average amount of aid awarded			

### Pricing Information

Cost of attendance for full-time, first-time undergraduate students			
Charges for full academic year	2020-21	2021-22	2022-23
Published <u>In-state</u> Tuition + fees total	10,145	10,599	11,287
Published <u>Out-of-state</u> Tuition + fees total	25,186	26,235	27,760
<u>Books and supplies</u>	770	770	814
<u>On-campus: Food and housing</u>	11,748	11,992	12,262
<u>On-campus: Other expenses</u>	3,556	3,994	4,222
<u>Off-campus (not with family): Food and housing</u>	10,714	11,748	12,270
<u>Off-campus (not with family): Other expenses</u>	4,230	4,454	4,736
<u>Off-campus (with family): Other expenses</u>	4,230	4,454	4,736

Average Net Price			
	2020-21	2021-22	2022-23
Average institutional net price for Full-time, first-time degree/certificate-seeking undergraduate students paying the lower of in-state or in-district tuition rate for public institutions who were awarded grant or scholarship aid from the federal government, state/local government, or the institution	14,368	14,739	14,201
Average institutional net price for full-time, first-time degree/certificate-seeking undergraduate students paying the lower of in-state or in-district tuition rate for public institutions who were awarded any Title IV federal student aid by income level.			
\$0-30,000	10,460	10,194	9,214
\$30,001-48,000	10,985	11,472	9,567
\$48,001-75,000	12,002	12,864	11,602
\$75,001-110,000	17,071	17,539	18,659
\$110,001 and more	19,281	18,880	20,762
Total all income levels	13,296	13,242	12,837

Military Service Members and Veteran's Benefits		
Type of benefit/assistance	Number of students receiving benefits/ assistance	Total dollar amount of benefits/ assistance disbursed through the institution
<u>Post-9/11 GI Bill Benefits</u>		
Undergraduate students	166	1,411,534
Graduate students	85	981,173
Total	251	2,392,707
<u>Department of Defense Tuition Assistance Program</u>		
Undergraduate students	26	92,230
Graduate students	8	23,301
Total	34	115,531

Institution: University of Missouri-Kansas City (178402 )

User ID: 29C0011

## Edit Report

## Student Financial Aid

Source	Description	Severity	Resolved	Options
Screen: Student Counts and Financial Aid Award Amounts				
Perform Edits	The fiscal year for this institution exactly matches the coverage period specified in SFA (July 1 to June 30) therefore, we would expect the grant/scholarship aid awarded in SFA (\$55,287,018) to be similar to the scholarship/fellowship revenue reported in Finance (\$85,210,513). Please review your data and make any necessary corrections, or explain. (Error #7415)	Explanation	Yes	
Reason	The reason for the difference only looks at UG students. but the institution has a lot of professional and Grad students.			
Screen: Page 2 - Full-time, first-time degree/certificate-seeking undergraduate students				
Screen Entry	The average amount of this type of aid awarded to FTFT Undergraduate students is outside the expected range of between 4,675 and 6,039 when compared with the prior year value. Please check the number of students and the total amount of aid awarded to these students, and correct or explain the discrepant values. (Error #7147)	Explanation	Yes	
Reason	In Fall 22, we adjusted a need based award to cover the gap of both tuition and fees. In previous years this award was calculated only for tuition.			
Screen Entry	The average amount of this type of aid awarded to FTFT Undergraduate students is outside the expected range of between 7,694 and 9,058 when compared with the prior year value. Please check the number of students and the total amount of aid awarded to these students, and correct or explain the discrepant values. (Error #7147)	Explanation	Yes	
Reason	In Fall 22, we adjusted a need based award to cover the gap of both tuition and fees. In previous years this award was calculated only for tuition.			
Screen Entry	The average amount of this type of aid awarded to FTFT Undergraduate students is outside the expected range of between 12,865 and 14,229 when compared with the prior year value. Please check the number of students and the total amount of aid awarded to these students, and correct or explain the discrepant values. (Error #7147)	Explanation	Yes	
Reason	We reviewed list of awards and nothing stands out here other than there was a slight increase in the average amount students borrowed. This could be due to increases in Cost of Attendance.			