

IPEDS 2021-22 Data Collection System

IPEDS HELP DESK (877) 225-2568 | ipedshelp@rti.org

OMB NO. 1850-0582 v.29 : Approval Expires 8/31/2022

User ID: 29C0011

Student Financial Aid 2021-22

2020-21 Data

Institution: University of Missouri-St Louis (178420)

User ID: 29C0011

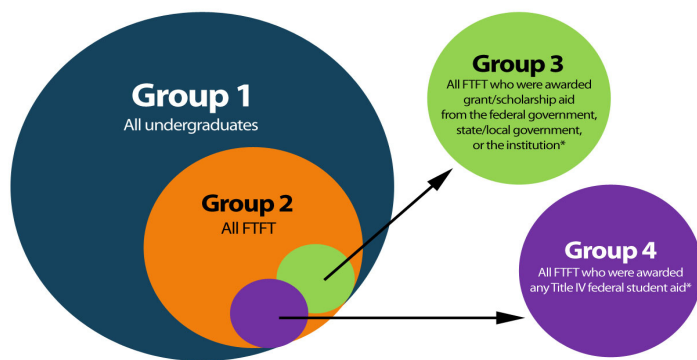
Overview

IPEDS Student Financial Aid Component Overview - Public Academic Reporters

Welcome to the Student Financial Aid (SFA) component. The purpose of the SFA component is to collect information about financial aid provided to various groups of undergraduate students and military/veteran educational benefits for all students at your institution.

Data Reporting Reminders:

- Report data to accurately reflect the time period corresponding with the IPEDS survey component, even if such reporting is seemingly inconsistent with prior-year reporting. For example, if a summer term began later than usual due to Coronavirus Pandemic postponements, continue to report using the timeframes as defined in the IPEDS instructions. NCES expects that some data reported during the 2021-22 data collection year will vary from established prior trends due to the impacts of Coronavirus Pandemic. If an error edit is triggered even when submitting accurate data, please indicate in the corresponding context box or verbally to the Help Desk that the seemingly inconsistent data are accurate and reflect the effects of Coronavirus Pandemic.
- Undergraduate Student Groups
You will be asked to report information for different groups of students.
 - Group 1: All undergraduate students
 - Group 2: Of Group 1, full-time, first-time degree/certificate-seeking students (FTFT)
 - Group 3: Of Group 2, FTFT students who paid the in-state/in-district tuition rate and were awarded any grant/scholarship aid from the federal government, state/local government, or the institution
 - Group 4: Of Group 2, FTFT students who paid the in-state/in-district tuition rate and were awarded any Title IV federal student aid



*For public institutions, include only those students paying the in-state or in-district tuition rate. For program reporters, include only those students enrolled in the institution's largest program.

- COA Revisions
Revisions to Cost of Attendance (COA) used to calculate the net price of attendance can be made in this component. Consult the instructions and screens to make sure you are reporting the correct aid amounts for the correct groups of students.
- College Affordability and Transparency Lists
Net price amounts calculated in SFA will be used to populate the U.S. Department of Education's College Affordability and Transparency lists.
- Interactive Edits and Error Messages
SFA contains interactive edits that will check for blank fields, invalid values, or values that fall outside expected ranges. Some error messages will require you to confirm or explain the values that you entered. Some error messages are fatal and will require you to contact the IPEDS Help Desk at (877) 225-2568 for resolution.
- Context Boxes
You will find optional text boxes throughout SFA. Context boxes allow you to provide more information about the data you enter. Some of these context boxes may be made available to the public on College Navigator, so make sure that the information you enter can be understood easily by students, parents, and the general public.

Changes to reporting for 2021-22:

There is a new FAQ about reporting financial aid awards for students who attend in the summer.

Resources:

- To download the survey materials for this component: [Survey Materials](#)
- To access your prior year data submission for this component: [Reported Data](#)

If you have questions about completing this survey, please contact the IPEDS Help Desk at 1-877-225-2568.

Institution: University of Missouri-St Louis (178420)


User ID: 29C0011

Section 1: Part A

Part A - Establish Your Groups

Reporting Reminders:

- Part A establishes the number of students in various groups. Note that the numbers on this screen will be carried forward to other parts of the Student Financial Aid component.
- In the fields below, report the number of students in each of the following groups.

		 Fall 2020	YOUR PRIOR YEAR DATA Fall 2019
01	Group 1 All <u>undergraduate</u> students	10,973	13,026
02	Group 2 Of those in Group 1, those who are <u>full-time</u> , <u>first-time</u> degree/certificate-seeking	398	436
02a	Of those in Group 2, those who were awarded any <u>Federal Work Study</u> , <u>loans to students</u> , or grant or scholarship aid from the federal government, state/local government, the institution, or other sources known to the institution	387	417
02b	Of those in Group 2, those who were awarded any <u>loans to students</u> or grant or scholarship aid from the federal government, state/local government, or the institution	387	417
03	Group 3 Of those in Group 2, those who paid the in-state or in-district tuition rate and who were awarded grant or scholarship aid from the federal government, state/local government, or the institution	321	320
04	Group 4 Of those in Group 2, those who paid the in-state or in-district tuition rate and who were awarded any <u>Title IV federal student aid</u>	214	247

Institution: University of Missouri-St Louis (178420)

User ID: 29C0011

Section 1: Part B

Part B - Enter Information About Group 1

Reporting Reminders:


- Group 1 students are **ALL undergraduate** students (including first-time students) enrolled in Fall 2020.
- For this part, report:

For These Students	The Following Type(s) of Aid	Awarded in This Period
<ul style="list-style-type: none">All undergraduate students enrolled in Fall 2020	<ul style="list-style-type: none">Grant or scholarship aid from:<ul style="list-style-type: none">federal governmentstate/local governmentthe institutionother sources known to the institutionLoans to students from:<ul style="list-style-type: none">the federal government	<ul style="list-style-type: none">Any time during academic year 2020-21

- In the fields below, report the number of Group 1 students and the total amount of aid awarded to these students for each type of aid.

Information from Part A	Fall 2020
Group 1: All undergraduate students (This number is carried forward from Part A, Line 01.)	10,973

Aid Type		2020-21			
		Number of Group 1 students who were awarded aid	Percentage of Group 1 students who were awarded aid	Total amount of aid awarded to Group 1 students	Average amount of aid awarded to Group 1 students
01	Grant or scholarship aid from the federal government, state/local government, the institution, and other sources known to the institution (Do NOT include federal student loans)	5,108	47	40,840,975	7,995
	02 Pell Grants	2,591	24	13,311,578	5,138
03	Federal student loans	2,970	27	21,454,846	7,224

 You may use the box below to provide additional context for the data you have reported above. Context notes will be posted on the College Navigator website. Therefore, you should write all context notes using proper grammar (e.g., complete sentences with punctuation) and common language that can be easily understood by students and parents (e.g., spell out acronyms).

Non-applicable

Institution: University of Missouri-St Louis (178420)

User ID: 29C0011

Section 1: Part C, Page 1

Part C, Page 1 - Enter Information about Group 2

Reporting Reminders:

- Group 2 students are all full-time, first-time degree/certificate-seeking undergraduate students enrolled in Fall 2020.
- In the fields below, report the number of Group 2 students paying in-district, in-state, and out-of-state tuition rates. If your institution does not offer different rates, report all students as paying in-state tuition rates.

Information from Part A	Fall 2020
Group 2: Full-time, first-time degree/certificate-seeking undergraduates (This number is carried forward from Part A, Line 02)	398

Group 2 students:			Fall 2020		YOUR PRIOR YEAR DATA
			Fall 2020		Fall 2019
			Number of Group 2 students	Percentage of Group 2 students	Percentage of Group 2 students
01	01a	<u>paying in-district tuition rates</u>	<input type="text" value="0"/>	0	0
	01b	<u>paying in-state tuition rates</u>	<input type="text" value="335"/>	84	79
	01c	<u>paying out-of-state tuition rates</u>	<input type="text" value="63"/>	16	21
	01d	Unknown (calculated value) This value is calculated using the following formula: [A02-(C01a+C01b+C01c)]	0	0	0

Institution: University of Missouri-St Louis (178420)

User ID: 29C0011

Section 1: Part C, Page 2

Part C, Page 2 - Enter Information about Group 2

Reporting Reminders:

- Part C includes financial aid information about Group 2. Group 2 students are all full-time, first-time degree/certificate-seeking undergraduate students enrolled in Fall 2020.
- For this part, report:

For These Students

The Following Type(s) of Aid

Awarded in This Period

- Full-time, first-time degree/certificate-seeking undergraduate students enrolled in Fall 2020
- Grant or scholarship aid from:
 - federal government
 - state/local government
 - the institution
- Loans to students from:
 - the federal government
 - other sources, including private or other loans
- Do **not** include:
 - grant or scholarship aid from private or other sources
 - PLUS loans or loans made to anyone other than the student

- Any time during academic year 2020-21
- For program reporters, this is the aid year period from July 1, 2020 through June 30, 2021.

- In the fields below, report the number of Group 2 students and the total amount of aid awarded to these students for each type of aid. Enter unduplicated student counts within a category (e.g., Pell Grants). However, a student can appear in more than one aid category.

Information from Part A

Fall 2020

Group 2: Full-time, first-time degree/certificate-seeking undergraduates
(This number is carried forward from Part A, Line 02)

398

Group 2a: (This number is carried forward from Part A, Line 02a)

- Of those in Group 2, those who were awarded:
 - Federal Work Study
 - Loans to students
 - Grant or scholarship aid from the federal government, state/local government, or the institution
 - Other sources known to the institution

387

Group 2b (This number is carried forward from Part A, Line 02b)

- Of those in Group 2, those who were awarded:
 - Loans to students
 - Grant or scholarship aid from the federal government, state/local government, or the institution

387

Group 3 (This number is carried forward from Part A, Line 03)


- Of those in Group 2, those who **Paid the in-state or in-district tuition rate and** were awarded:
 - Grant or scholarship aid from the federal government, state/local government, or the institution

321

YOUR PRIOR
YEAR DATA

Aid Type		Fall 2020			Fall 2019	
		Number of Group 2 students who were awarded aid	Percentage of Group 2 students who were awarded aid	Total amount of aid awarded to Group 2 students	Average amount of aid awarded to Group 2 students	Average amount of aid awarded to Group 2 students
01	Grants or scholarships from the federal government, state/local government, or the institution	384	96	5,160,234	<input checked="" type="checkbox"/> 13,438	14,895
02	<u>Federal grants</u>	173	43	972,264	5,620	5,782
	02a <u>Pell Grants</u>	173	43	942,911	5,450	5,375
	02b <u>Other federal grants</u>	34	9	29,353	<input checked="" type="checkbox"/> 863	1,926
03	<u>State/local government grants or scholarships</u> (includes fellowships/tuition waivers/exemptions)	186	47	419,782	2,257	2,290
04	<u>Institutional grants or scholarships</u> (includes fellowships/tuition waivers/exemptions)	370	93	3,768,188	<input checked="" type="checkbox"/> 10,184	11,172

05	<u>Loans to students</u>		<input type="text" value="130"/>	33	803,285	6,179	6,004
	05a	Federal loans	<input type="text" value="129"/>	32	<input type="text" value="632,893"/>	4,906	4,900
	05b	Other loans (including private loans)	<input type="text" value="15"/>	4	<input type="text" value="170,392"/>	<input checked="" type="checkbox"/> 11,359	10,069

 You may use the box below to provide additional context for the data you have reported above. Context notes will be posted on the College Navigator website. Therefore, you should write all context notes using proper grammar (e.g., complete sentences with punctuation) and common language that can be easily understood by students and parents (e.g., spell out acronyms).

Non-applicable 

Institution: University of Missouri-St Louis (178420)

User ID: 29C0011

Section 1: Comparison Chart

Comparison Chart

Reporting Reminders:

- Based on the information reported on the previous screens for Group 1 (all undergraduates) and Group 2 (full-time, first-time degree/certificate-seeking undergraduates), this comparison chart seeks to help institutions check their reported data. Assuming that the information on Groups 1 and 2 is correct, then the calculated fields for 'All Other Undergraduates' should be the balance (Group 1 minus Group 2). If the balance does not check with your institution's calculations, please correct your reported numbers for Groups 1 and 2 before moving forward with the completion of the SFA survey component.

Note:

- Data for the 'All Other Undergraduates' will appear in the IPEDS Data Center for data users, but not in College Navigator.

		Number of students	Pell grants	Federal Student Loans
01	Group 1 (all undergraduates)		10,973	
	02	Number of students who were awarded aid	2,591	2,970
	03	Percentage who were awarded aid	24	27
	04	Total amount of aid awarded	13,311,578	21,454,846
	05	Average amount of aid awarded	5,138	7,224
06	Group 2 (Full-time, first-time undergraduates)		398	
	07	Number of students who were awarded aid	173	129
	08	Percentage who were awarded aid	43	32
	09	Total amount of aid awarded	942,911	632,893
	10	Average amount of aid awarded	5,450	4,906
11	All other undergraduates (Line 01 - Line 06)		10,575	
	12	Number of students who were awarded aid (Line 02 - Line 07)	2,418	2,841
	13	Percentage who were awarded aid (Line 12 / Line 11)	23	27
	14	Total amount of aid awarded (Line 04 - Line 09)	12,368,667	20,821,953
	15	Average amount of aid awarded (Line 14 / Line 12)	5,115	7,329

Institution: University of Missouri-St Louis (178420)



User ID: 29C0011

Section 1: Cost of Attendance

Cost of attendance for full-time, first-time undergraduate students

Reporting Reminders:

- Please enter the amounts requested below. These data will be made available to the public on College Navigator. If your institution participates in any Title IV programs (Pell, Stafford, etc.), you must complete all information.
- Estimates of expenses for books and supplies, room and board, and other expenses are those from the **Cost of Attendance report** used by the financial aid office in determining financial need. Please talk to your financial aid office to get these numbers to ensure that you are reporting correctly.
- These numbers are carried forward from Institutional Characteristics and should only be changed if an error was made in the reporting.

Charges for full academic year	2018-19	2019-20	2020-21
Published <u>tuition</u> and <u>required fees</u> :			
<u>In-district</u>			
Tuition	9,792	10,170	10,573
Required fees	0	0	0
Tuition + fees total	9,792	10,170	10,573
<u>In-state</u>			
Tuition	9,792	10,170	10,573
Required fees	0	0	0
Tuition + fees total	9,792	10,170	10,573
<u>Out-of-state</u>			
Tuition	26,040	27,342	27,972
Required fees	0	0	0
Tuition + fees total	26,040	27,342	27,972
 <u>Books and supplies</u>	1,000	1,000	1,000
<u>On-campus:</u>			
<u>Room and board</u>	10,140	10,340	10,432
<u>Other expenses</u>	3,962	4,580	4,738
Room and board and other expenses	14,102	14,920	15,170
<u>Off-campus (not with family):</u>			
<u>Room and board</u>	9,450	10,218	10,608
<u>Other expenses</u>	5,612	6,318	6,562
Room and board and other expenses	15,062	16,536	17,170
 <u>Off-campus (with family):</u>			
<u>Other expenses</u>	5,612	6,318	6,562

Institution: University of Missouri-St Louis (178420)

User ID: 29C0011

Section 1: Part D

Part D - Enter Information about Group 3

Reporting Reminders:

- Group 3 students are all full-time, first-time degree/certificate-seeking undergraduate students enrolled in Fall 2020 who paid the in-state or in-district tuition rate and who were awarded grant or scholarship aid from the following sources: the federal government, state/local government, or the institution. The information you report in this part will be used in Part F to calculate average institutional net price.
- For this part, report:

For These Students	The Following Type(s) of Aid	Awarded in This Period
<ul style="list-style-type: none"> Full-time, first-time degree/certificate-seeking undergraduate students enrolled in Fall 2020 who paid the in-state or in-district tuition rate and who were awarded grant or scholarship aid from the following sources: the federal government, state/local government, or the institution Do not include students who were awarded only grant or scholarship aid from private or other sources, or students who were awarded only non-grant aid 	<ul style="list-style-type: none"> Grant or scholarship aid from: <ul style="list-style-type: none"> federal government state/local government the institution Do not include grant or scholarship aid from private or other sources 	<ul style="list-style-type: none"> Any time during academic year 2020-21

- In the fields below, report the number of Group 3 students with each type of living arrangement and the total amount of grant or scholarship aid from the federal government, state/local government, or the institution awarded to these students.

Information from Part A:		YOUR PRIOR YEAR DATA 2018-2019	YOUR PRIOR YEAR DATA 2019-2020	2020-2021
Group 3 Full-time, first-time degree/certificate-seeking undergraduate students who paid the in-state or in-district tuition rate and who were awarded grant or scholarship aid from the following sources: the federal government, state/local government, or the institution (This number is carried forward from Part A, Line 03)		321	320	321
01	Report the number of Group 3 students with the following living arrangements:	YOUR PRIOR YEAR DATA	YOUR PRIOR YEAR DATA	
		2018-19	2019-20	2020-21
01a	<u>On-campus</u>	119	115	94
01b	<u>Off-campus (with family)</u>	109	113	114
01c	<u>Off-campus (not with family)</u>	25	21	21
01d	Unknown (calculated) This value is calculated using the following formula: [A03-(D01a+D01b+D01c)]	68	71	92
02	Report the total amount of grant or scholarship aid from the federal government, state/local government, or the institution awarded to Group 3 students	4,286,576	3,930,953	3,889,273
03	Average grant or scholarship aid from the federal government, state/local government, or the institution awarded to Group 3 students (calculated value). This value is calculated using the following formula: [D02/A03]	13,354	12,284	12,116

The notes below provide context for the data you've reported above and **may** be posted on the College Navigator website.

Choose one option that best explains your data or choose "Non-applicable" if you do not wish to provide context notes. If none of the options provided explain your institution's data, then choose "Other" and write your own context notes. Therefore, you should write all context notes using proper grammar (e.g., complete sentences with punctuation) and common language that can be easily understood by students and parents (e.g., spell out acronyms).

Non-applicable

Institution: University of Missouri-St Louis (178420)

User ID: 29C0011

Section 1: Part E

Part E – Enter Information about Group 4

Reporting Reminders:

- Part E includes financial aid information about Group 4. undergraduate students enrolled in Fall 2020 who paid the in-state or in-district tuition rate and who were awarded any Title IV federal student aid, including federal grants or federal student loans. The information you report in this part will be used in Part G to calculate average institutional net price by income level.
- For this part, report:

For These Students	The Following Type(s) of Aid	Awarded in This Period
<ul style="list-style-type: none"> Full-time, first-time degree/certificate-seeking undergraduate students enrolled in Fall 2020 who paid the in-state or in-district tuition rate and who were awarded any Title IV federal student aid 	<ul style="list-style-type: none"> Grant or scholarship aid from: <ul style="list-style-type: none"> federal government state/local government the institution Do not include: <ul style="list-style-type: none"> grant or scholarship aid from private or other sources loan amounts Federal Work Study amounts 	<ul style="list-style-type: none"> Any time during academic year 2020-21

- In the fields below, report the number of Group 4 students with each type of living arrangement and the total amount of grant or scholarship aid from the federal government, state/local government, or the institution awarded to these students by income level.

Information from Part A:			2018-19	2019-20	2020-21
Group 4 Full-time, first-time degree/certificate-seeking undergraduate students who paid the in-state or in-district tuition rate and who were awarded any Title IV federal student aid (This number is carried forward from Part A, Line 04)			252	247	214
01	Report the number of Group 4 students with the following living arrangements:		YOUR PRIOR YEAR DATA	YOUR PRIOR YEAR DATA	
			2018-19	2019-20	2020-21
	01a	<u>On-campus</u>	98	92	76
	01b	<u>Off-campus (with family)</u>	44	41	39
	01c	<u>Off-campus (not with family)</u>	46	43	35
	01d	Unknown (calculated) This value is calculated using the formula: [A04-(E01a+E01b+E01c)]	64	71	64

		Number of students who were awarded any Title IV aid (Group 4)	Of those in Column 1, the number who were awarded any grant or scholarship aid from the following sources: the federal government, state/local government, or the institution	Of those in Column 1, the total amount of grant or scholarship aid awarded from the following sources: the federal government, state/local government, or the institution	i Average amount of federal, state/local, and institutional grant or scholarship aid awarded to Group 4 students
2018-19					
		Col. 1	Col. 2	Col. 3	Col. 4
02	Income level				
	02a	\$0-30,000	98	98	1,542,620 <input checked="" type="checkbox"/> 15,741
	02b	\$30,001-48,000	44	44	717,396 16,304
	02c	\$48,001-75,000	46	46	701,417 15,248
	02d	\$75,001-110,000	30	27	257,545 8,585
	02e	\$110,001 and more	34	30	235,098 6,915
	02f	Total all income levels	252	245	3,454,076 13,707

2019-20				
		Col. 1	Col. 2	Col. 3
				Col. 4

03	Income level					
	03a	\$0-30,000	<input type="text" value="80"/>	<input type="text" value="80"/>	<input type="text" value="1,159,200"/>	<input checked="" type="checkbox"/> 14,490
	03b	\$30,001-48,000	<input type="text" value="41"/>	<input type="text" value="41"/>	<input type="text" value="662,418"/>	16,157
	03c	\$48,001-75,000	<input type="text" value="43"/>	<input type="text" value="43"/>	<input type="text" value="567,163"/>	13,190
	03d	\$75,001-110,000	<input type="text" value="41"/>	<input type="text" value="39"/>	<input type="text" value="296,199"/>	<input checked="" type="checkbox"/> 7,224
	03e	\$110,001 and more	<input type="text" value="42"/>	<input type="text" value="38"/>	<input type="text" value="340,532"/>	8,108
	03f	Total all income levels	247	241	3,025,512	12,249

2020-21						
			Col. 1	Col. 2	Col. 3	Col. 4
04	Income level					
	04a	\$0-30,000	<input type="text" value="76"/>	<input type="text" value="76"/>	<input type="text" value="1,237,265"/>	16,280
	04b	\$30,001-48,000	<input type="text" value="39"/>	<input type="text" value="39"/>	<input type="text" value="600,216"/>	<input checked="" type="checkbox"/> 15,390
	04c	\$48,001-75,000	<input type="text" value="35"/>	<input type="text" value="35"/>	<input type="text" value="568,684"/>	16,248
	04d	\$75,001-110,000	<input type="text" value="31"/>	<input type="text" value="29"/>	<input type="text" value="252,767"/>	8,154
	04e	\$110,001 and more	<input type="text" value="33"/>	<input type="text" value="32"/>	<input type="text" value="232,244"/>	7,038
	04f	Total all income levels	214	211	2,891,176	13,510

 The notes below provide context for the data you've reported above and **may** be posted on the College Navigator website.

Choose one option that best explains your data or choose "Non-applicable" if you do not wish to provide context notes. If none of the options provided explain your institution's data, then choose "Other" and write your own context notes. Therefore, you should write all context notes using proper grammar (e.g., complete sentences with punctuation) and common language that can be easily understood by students and parents (e.g., spell out acronyms).

Non-applicable

Institution: University of Missouri-St Louis (178420)

User ID: 29C0011

Section 1: Part F

Part F – Net Price Calculation for Group 3

Note:

- The following net price calculation is based on information that your institution reported in the Institutional Characteristics component and the Student Financial Aid component. For more information about the data your institution reported in the Institutional Characteristics component, please contact your institution's IPEDS Keyholder.

Components of cost of attendance			YOUR PRIOR YEAR DATA	YOUR PRIOR YEAR DATA	2020-21
			2018-19	2019-20	
01	Published <u>tuition</u> and <u>required fees</u> (lower of in-district or in-state)		9,792	10,170	10,573
02	<u>Books and supplies</u>		1,000	1,000	1,000
03	<u>Room</u> and <u>board</u> and <u>other expenses</u> by living arrangement				
	03a	<u>On-campus</u>	14,102	14,920	15,170
	03b	<u>Off-campus (with family)</u>	5,612	6,318	6,562
	03c	<u>Off-campus (not with family)</u>	15,062	16,536	17,170
04	Number of Group 3 students by living arrangement				
	04a	<u>On-campus</u>	119	115	94
	04b	<u>Off-campus (with family)</u>	109	113	114
	04c	<u>Off-campus (not with family)</u>	25	21	21
	04d	Unknown	68	71	92
05	Weighted average for room and board and other expenses by living arrangement (excluding unknown values) See instructions for the formula for this calculation		10,539	11,153	11,068
06	Total cost of attendance This value is calculated using the following formula: [F01+F02+F05]		21,331	22,323	22,641
07	Average amount of grant or scholarship aid awarded to Group 3 students from the following sources: the federal government, state/local government, and the institution		13,354	12,284	12,116
08	Average institutional <u>net price</u> for Group 3 students This value is calculated using the following formula: [F06-F07]		7,977	10,039	10,525
As required by the <i>Higher Education Act, as amended (2008)</i> , these amounts will be posted on the U.S. Department of Education's College Navigator website and used in the U.S. Department of Education's College Affordability and Transparency Lists.					

 The notes below provide context for the data you've reported above and **may** be posted on the College Navigator website.

Choose one option that best explains your data or choose "Non-applicable" if you do not wish to provide context notes. If none of the options provided explain your institution's data, then choose "Other" and write your own context notes. Therefore, you should write all context notes using proper grammar (e.g., complete sentences with punctuation) and common language that can be easily understood by students and parents (e.g., spell out acronyms).

Non-applicable

Institution: University of Missouri-St Louis (178420)

User ID: 29C0011

Section 1: Part G

Part G – Net Price Calculation for Group 4

Note:

- The following net price calculation is based on information that your institution reported in the Institutional Characteristics component and the Student Financial Aid component. For more information about the data your institution reported in the Institutional Characteristics component, please contact your institution's IPEDS Keyholder.

Components of cost of attendance			YOUR PRIOR YEAR DATA 2018-19	YOUR PRIOR YEAR DATA 2019-20	2020-21
01	Published <u>tuition</u> and <u>required fees</u> (lower of in-district or in-state)		9,792	10,170	10,573
02	<u>Books and supplies</u>		1,000	1,000	1,000
03	<u>Room and board</u> and <u>other expenses</u> by living arrangement				
	03a	<u>On-campus</u>	14,102	14,920	15,170
	03b	<u>Off-campus (with family)</u>	5,612	6,318	6,562
	03c	<u>Off-campus (not with family)</u>	15,062	16,536	17,170
04	Number of Group 4 students by living arrangement				
	04a	<u>On-campus</u>	98	92	76
	04b	<u>Off-campus (with family)</u>	44	41	39
	04c	<u>Off-campus (not with family)</u>	46	43	35
	04d	Unknown	64	71	64
05	Weighted average for room and board and other expenses by living arrangement (excluding unknown values) See instructions for the formula for this calculation		12,350	13,311	13,399
06	Total cost of attendance by income level This value is calculated using the following formula: [G01+G02+G05]		23,142	24,481	24,972
07	Average amount of grant or scholarship aid awarded to Group 4 students from the following sources: the federal government, state/local government, and the institution		13,707	12,249	13,510
	07a	\$0-30,000	15,741	14,490	16,280
	07b	\$30,001-48,000	16,304	16,157	15,390
	07c	\$48,001-75,000	15,248	13,190	16,248
	07d	\$75,001-110,000	8,585	7,224	8,154
	07e	\$110,001 and more	6,915	8,108	7,038
08	Average institutional <u>net price</u> for Group 4 students This value is calculated using the following formula: [G06-G07]				
	08a	\$0-30,000	7,401	9,991	8,692
	08b	\$30,001-48,000	6,838	8,324	9,582
	08c	\$48,001-75,000	7,894	11,291	8,724
	08d	\$75,001-110,000	14,557	17,257	16,818
	08e	\$110,001 and more	16,227	16,373	17,934
As required by the <i>Higher Education Act, as amended (2008)</i> , these amounts will be posted on the U.S. Department of Education's College Navigator website.					

 The notes below provide context for the data you've reported above and **may** be posted on the College Navigator website.

Choose one option that best explains your data or choose "Non-applicable" if you do not wish to provide context notes. If none of the options provided explain your institution's data, then choose "Other" and write your own context notes. Therefore, you should write all context notes using proper grammar (e.g., complete sentences with punctuation) and common language that can be easily understood by students and parents (e.g., spell out acronyms).

Non-applicable

--

Institution: University of Missouri-St Louis (178420)

User ID: 29C0011

Section 2: Military Servicemembers and Veteran's Benefits - Undergraduate and Graduate

Section 2: Military Servicemembers and Veteran's Benefits

Important Note:

- Report for **Post-9/11 GI Bill Benefits**: July 1, 2020 - June 30, 2021.
- Report for **Department of Defense Tuition Assistance Program**: October 1, 2020 - September 30, 2021

Reporting Reminders:

- Report the total number of student recipients and the total dollar amounts for each program.
- Student recipients can also include eligible dependents.
- Consult with your campus certifying official, who may not be in the student financial aid office.
- For Post-9/11 GI Bill Benefits, do not include the matching institutional aid provided through the Yellow Ribbon Program if your school participated.
- Information reported to IPEDS is only what is known to the institution.
- Enter zero (0) if your institution did not have beneficiaries for that student level or program. Please do not leave a cell blank.

Type of benefit/assistance	Number of students receiving benefits/assistance	Total dollar amount of benefits/assistance disbursed through the institution	Average dollar amount of benefits/assistance disbursed through the institution	YOUR PRIOR YEAR DATA
				Average dollar amount of benefits/assistance disbursed through the institution
<u>Post-9/11 GI Bill Benefits</u>				
Undergraduate students	<input type="text" value="151"/>	<input type="text" value="1,237,584"/>	8,196	7,698
Graduate students	<input type="text" value="31"/>	<input type="text" value="222,417"/>	7,175	8,890
Total	182	1,460,001	8,022	7,864
<u>Department of Defense Tuition Assistance Program</u>				
Undergraduate students	<input type="text" value="12"/>	<input type="text" value="26,137"/>	<input checked="" type="checkbox"/> 2,178	3,045
Graduate students	<input type="text" value="0"/>	<input type="text" value="0"/>		2,625
Total	12	26,137	2,178	2,980

Institution: University of Missouri-St Louis (178420)

User ID: 29C0011

Prepared by

Prepared by

Reporting Reminders:

- The name of the preparer is being collected so that we can follow up with the appropriate person in the event that there are questions concerning the data.
- The Keyholder will be copied on all email correspondence to other preparers.
- The time it took to prepare this component is being collected so that we can continue to improve our estimate of the reporting burden associated with IPEDS.
- Please include in your estimate the time it took for you to review instructions, query and search data sources, complete and review the component, and submit the data through the Data Collection System.
- Thank you for your assistance.

This survey component was prepared by:					
<input checked="" type="radio"/>	Keyholder	<input type="radio"/>	SFA Contact	<input type="radio"/>	HR Contact
<input type="radio"/>	Finance Contact	<input type="radio"/>	Academic Library Contact	<input type="radio"/>	Other
Name:		<input type="text" value="Randy Sade"/>			
Email:		<input type="text" value="SadeR@umsystem.edu"/>			

How many staff from your institution only were involved in the data collection and reporting process of this survey component?	
<input type="text" value=""/>	Number of Staff (including yourself)

How many hours did you and others from your institution only spend on each of the steps below when responding to this survey component? <i>Exclude the hours spent collecting data for state and other reporting purposes.</i>					
Staff member	Collecting Data Needed	Revising Data to Match IPEDS Requirements	Entering Data	Revising and Locking Data	
Your office	<input type="text" value="5.50"/> hours	<input type="text" value="0.00"/> hours	<input type="text" value="1.00"/> hours	<input type="text" value="2.75"/> hours	
Other offices	<input type="text" value="16.50"/> hours	<input type="text" value="0.00"/> hours	<input type="text" value="1.50"/> hours	<input type="text" value="3.50"/> hours	

Institution: University of Missouri-St Louis (178420)

User ID: 29C0011

Summary

IPEDS Student Financial Aid (SFA) Survey Summary

IPEDS collects important information regarding your institution. All data reported in IPEDS survey components become available in the IPEDS Data Center and appear as aggregated data in various Department of Education reports. Additionally, some of the reported data appears specifically for your institution through the College Navigator website and is included in your institution's Data Feedback Report (DFR). The purpose of this summary is to provide you an opportunity to view some of the data that, when accepted through the IPEDS quality control process, will appear on the College Navigator website and/or your DFR. College Navigator is updated approximately three months after the data collection period closes and Data Feedback Reports will be available through the [Data Center](#) and sent to your institution's CEO in November 2021.

Please review your data for accuracy. If you have questions about the data displayed below after reviewing the data reported on the survey screens, please contact the IPEDS Help Desk at: 1-877-225-2568 or ipedshelp@rti.org.

Total grant aid awarded to all undergraduate students		\$40,840,975
Number of undergraduate students who were awarded a Pell Grant		2,591
Percentage of FTFT students who were awarded any financial aid		97%
	Percentage of FTFT students who were awarded grant aid by type	Average amount of grant aid awarded by type
Total	96%	\$13,438
Federal Government	43%	\$5,620
Pell	43%	\$5,450
Other Federal	9%	\$863
State/Local Government	47%	\$2,257
Institutional	93%	\$10,184
	Percentage of FTFT students who were awarded and accepted loans by type	Average amount of loans awarded and accepted by type
Total	33%	\$6,179
Federal	32%	\$4,906
Non-federal	4%	\$11,359
Average net price for FTFT students who were awarded grant aid		\$10,525
Average net price for FTFT students who were awarded Title IV federal student aid		
\$0 – 30,000		\$8,692
\$30,001 – 48,000		\$9,582
\$48,001 – 75,000		\$8,724
\$75,001 – 110,000		\$16,818
\$110,001 and more		\$17,934

Military Service members and Veteran's Benefits			
		Number of students receiving benefits/assistance	Total dollar amount of benefits/assistance awarded through the institution
Post-9/11 GI Bill Benefits			
	Undergraduate students	151	\$1,237,584
	Graduate students	31	\$222,417
	Total	182	\$1,460,001
Department of Defense Tuition Assistance Program			
	Undergraduate students	12	\$26,137
	Graduate students	0	N/A
	Total	12	\$26,137

Institution: University of Missouri-St Louis (178420)

User ID: 29C0011

Edit Report

Student Financial Aid

Source	Description	Severity	Resolved	Options
Screen: Part C, Page 2 - Enter Information about Group 2				
Screen Entry	The average amount of this type of aid awarded to Group 2 students is outside the expected range of between 10,490 and 11,854 when compared with the prior year value. Please check the number of students and the total amount of aid awarded to these students, and correct or explain the discrepant values. (Error #7147)	Explanation	Yes	
Reason	There was a decrease in grant and scholarship money, partially explained by a decrease in federal emergency funds disbursed, and also by slight decrease in base Access Missouri award amount. There was also an overall decrease of institutional funds—there were significant decreases in nonresident awards, which may be due to a decrease in number of students in this group being charged out-of-state tuition. There was also a decrease in residential scholarships, probably related to the lower number of students in this group residing on campus.			
Screen Entry	The average amount of this type of aid awarded to Group 2 students is outside the expected range of between 1,244 and 2,608 when compared with the prior year value. Please check the number of students and the total amount of aid awarded to these students, and correct or explain the discrepant values. (Error #7147)	Explanation	Yes	
Reason	There was a decrease in the amount of emergency federal funds disbursed to first time students in 2021.			
Screen Entry	The average amount of this type of aid awarded to Group 2 students is outside the expected range of between 14,213 and 15,577 when compared with the prior year value. Please check the number of students and the total amount of aid awarded to these students, and correct or explain the discrepant values. (Error #7147)	Explanation	Yes	
Reason	There was a decrease in grant and scholarship money, partially explained by a decrease in federal emergency funds disbursed, and also by slight decrease in base Access Missouri award amount. There was also an overall decrease of institutional funds—there were significant decreases in nonresident awards, which may be due to a decrease in number of students in this group being charged out-of-state tuition. There was also a decrease in residential scholarships, probably related to the lower number of students in this group residing on campus.			
Screen Entry	The average amount of this type of aid awarded to Group 2 students is outside the expected range of between 9,387 and 10,751 when compared with the prior year value. Please check the number of students and the total amount of aid awarded to these students, and correct or explain the discrepant values. (Error #7147)	Explanation	Yes	
Reason	This group is so small each year that even a slight difference in number of students or loan amounts can create significant differences in loan averages from year to year.			
Screen: Part E - Enter Information about Group 4				
Screen Entry	The calculated average amount of grant or scholarship aid awarded to Group 4 students from the federal government, state/local government, or the institution for this income level is smaller than expected in comparison with the other income levels. Please check the values reported for the number of these students who were awarded any Title IV aid (Col. 1) and the total amount of grant or scholarship aid awarded to them (Col. 3) and correct your data or explain the discrepancy. (Error #7317)	Explanation	Yes	
Reason	The third tier students received higher proportion of certain types of aid relative to their size—they received a greater proportion of merit aid relative to their number, and these awards are typically flat amounts and not prorated based on income or EFC.			
Screen Entry	The calculated average amount of grant or scholarship aid awarded to Group 4 students from the federal government, state/local government, or the institution for this income level is smaller than expected in comparison with the other income levels. Please check the values reported for the number of these students who were awarded any Title IV aid (Col. 1) and the total amount of grant or scholarship aid awarded to them (Col. 3) and correct your data or explain the discrepancy. (Error #7317) This edit and explanation were retained from the prior year (for reference) and do not need to be re-explained in the current year edit report.	Explanation	Yes	
Reason	The second tier students received higher proportion of certain types of aid relative to their size—they received a greater proportion of merit aid relative to their number, and these awards are typically flat amounts and not prorated based on income or EFC.			

Screen Entry	The calculated average amount of grant or scholarship aid awarded to Group 4 students from the federal government, state/local government, or the institution for this income level is smaller than expected in comparison with the other income levels. Please check the values reported for the number of these students who were awarded any Title IV aid (Col. 1) and the total amount of grant or scholarship aid awarded to them (Col. 3) and correct your data or explain the discrepancy. (Error #7317) This edit and explanation were retained from the prior year (for reference) and do not need to be re-explained in the current year edit report.	Explanation	Yes	
Reason	The fifth tier students received higher proportion of certain types of aid relative to their size—they received a greater proportion of merit aid relative to their number, and these awards are typically flat amounts and not prorated based on income or EFC.			
Screen Entry	The calculated average amount of grant or scholarship aid awarded to Group 4 students from the federal government, state/local government, or the institution for this income level is smaller than expected in comparison with the other income levels. Please check the values reported for the number of these students who were awarded any Title IV aid (Col. 1) and the total amount of grant or scholarship aid awarded to them (Col. 3) and correct your data or explain the discrepancy. (Error #7317) This edit and explanation were retained from the prior year (for reference) and do not need to be re-explained in the current year edit report.	Explanation	Yes	
Reason	The second tier students received higher proportion of certain types of aid relative to their size—they received over half of both need and merit-based institutional aid even though they are less than half the number of the first tier, and these awards are typically flat amounts and not prorated based on income or EFC.			
Screen: Military Servicemembers and Veteran's Benefits				
Screen Entry	This value is out of range compared to the prior year amount. Please correct your data or explain. (Error #7265)	Explanation	Yes	
Reason	We report on what we are paid for Tuition Assistance rather than the credits we post. Due to billing issues at the VA, payment to us has been delayed resulting in lower numbers this year.			