

## Academic Libraries 2017-18

2016-17 Data

Institution: University of Missouri-St Louis (178420)

User ID: 29C0011

**Overview****Academic Libraries Overview**

Welcome to the IPEDS Academic Libraries (AL) survey component. The purpose of the AL component of IPEDS is to collect information on library collections, library expenses, and library services for libraries in degree-granting postsecondary institutions.

**Recent changes**

There are a few changes to the 2017-18 Academic Libraries component from the 2016-17 collection. Visit the [Academic Libraries Resource](#) page for a list of the changes and additional reporting resources.

**Data Reporting Reminders**

Report all data for fiscal year (FY) 2017. Fiscal year 2017 is defined as the most recent 12-month period that ends before October 1, 2017, that corresponds to the institution's fiscal year.

**Coverage:**

Include data for the main or central academic library and all branch and independent libraries that were open all or part of the fiscal year 2017. Branch and independent libraries are defined as auxiliary library service outlets with quarters separate from the central library that houses the basic collection. The central library administers the branches. Libraries on branch campuses that have separate IPEDS unit identification numbers are reported as separate libraries.

**Resources:**

To download the survey materials for this component: [Survey Materials](#)

To access your prior year data submission for this component: [Reported Data](#)

For more information about the previous survey: [Academic Libraries Survey](#)

If you have questions about completing this survey, please contact the **IPEDS Help Desk at 1-877-225-2568**.

Institution: University of Missouri-St Louis (178420)

User ID: 29C0011

**Screening Questions**

 Were your annual total library expenses for Fiscal Year 2017:

<input type="radio"/>	Less than \$100,000	<input checked="" type="radio"/>	Greater than or equal to \$100,000
-----------------------	---------------------	----------------------------------	------------------------------------

Is the library collection entirely electronic?

<input checked="" type="radio"/>	No	<input type="radio"/>	Yes
----------------------------------	----	-----------------------	-----




Institution: University of Missouri-St Louis (178420)

User ID: 29C0011

**Library Collections/Circulation and Interlibrary Loan Services****Section I:**

**For all degree-granting institutions  
with library expenses >0 and/or access to a library collection**

**NOTE - This section of the survey collects data on selected types of material. It does not cover all materials.  
Report the total number of each category held at the END of Fiscal Year 2017.**

<u>Library Collections</u>	Physical		Digital/Electronic		Total
		Prior Year Amount		Prior Year Amount	
 Books	<input type="text" value="678,449"/>	650,143	<input type="text" value="206,616"/>	206,207	
<u>Databases</u>			<input type="text" value="195"/>	205	
<u>Media</u>	<input type="text" value="4,127"/>	4,083	<input type="text" value="0"/>	0	
<u>Serials</u>	<input type="text" value="20,238"/>	20,252	<input type="text" value="643,720"/>	643,596	
<b>Total</b>	702,814	674,478	850,531	850,008	1,553,345
 Library Circulation	 <input type="text" value="27,090"/>	38,794	<input type="text" value="89"/>	92	27,179

**Does your institution have Interlibrary Loan Services ?**

<input type="radio"/>	No
<input checked="" type="radio"/>	Yes
	<b><u>Interlibrary Loan Services</u></b>
	<b>Number</b>
	<b>Prior Year Amount</b>
Total interlibrary loans and documents provided to other libraries	<input type="text" value="2,784"/>
Total interlibrary loans and documents received	<input type="text" value="5,875"/>

**You may use the space below to **provide context** for the data you've reported above. This context box will not be posted on the College Navigator Website.**

^

v

<
>

Institution: University of Missouri-St Louis (178420)

User ID: 29C0011

**Expenses**

**Section II:**  
**For degree-granting institutions with**  
**library expenses >= \$100,000**

Library expenses should be reported for the most recent 12-month period that corresponds to your institution's fiscal year that ends before October 1, 2017.

		Prior Year Amount
<b>? Indicate the number of <u>branch and independent libraries</u> (exclude the main or central library).</b>		<b>1</b>
<b>? Expenses</b>		<b>Amount</b>
Total <u>salaries and wages</u> for the library staff		<b>1,829,398</b>
Are staff <u>fringe benefits</u> paid out of the library budget?		
<input type="radio"/>	No	
<input checked="" type="radio"/>	Yes	<b>601,318</b>
<b>Materials/services expenses</b>		
One-time purchases of <u>books, serial backfiles</u> , and other materials	154,542	
<u>Ongoing commitments to subscriptions</u>	1,960,190	
All other materials/service cost	760	
<b>Total materials/services expenses</b>	<b>2,115,492</b>	<b>2,259,439</b>
<b>Operations and maintenance expenses</b>		
<u>Preservation services</u>	8,923	
All other operations and maintenance expenses	1,195,650	
<b>Total operations and maintenance expenses</b>	<b>1,204,573</b>	<b>1,100,203</b>
<b>Total Expenses</b>	<b>5,649,317</b>	<b>5,790,358</b>
<b>Total Expenses (minus Fringe Benefits)</b>	<b>5,070,140</b>	<b>5,189,040</b>

You may use the space below to **provide context** for the data you've reported above. This context box will not be posted on the College Navigator Website.

^  
v

< >



Institution: University of Missouri-St Louis (178420)

User ID: 29C0011

**Prepared by**

The name of the preparer is being collected so that we can follow up with the appropriate person in the event that there are questions concerning the data. The Keyholder will be copied on all email correspondence to other preparers.

The time it took to prepare this component is being collected so that we can continue to improve our estimate of the reporting burden associated with IPEDS. Please include in your estimate the time it took for you to review instructions, query and search data sources, complete and review the component, and submit the data through the Data Collection System.

Thank you for your assistance.

**This survey component was prepared by:**

<input checked="" type="radio"/>	Keyholder	<input type="radio"/>	SFA Contact	<input type="radio"/>	HR Contact
<input type="radio"/>	Finance Contact	<input type="radio"/>	Academic Library Contact	<input type="radio"/>	Other
Name:	<input type="text" value="Randy Sade"/>				
Email:	<input type="text" value="SadeR@umsystem.edu"/>				

**How many staff from your institution only were involved in the data collection and reporting process of this survey component?**

<input type="text" value="2.00"/>	Number of Staff (including yourself)
-----------------------------------	--------------------------------------

**How many hours did you and others from your institution only spend on each of the steps below when responding to this survey component?**

*Exclude the hours spent collecting data for state and other reporting purposes.*

Staff member	Collecting Data Needed		Revising Data to Match IPEDS Requirements		Entering Data		Revising and Locking Data	
<b>Your office</b>	<input type="text" value="1.00"/>	hours	<input type="text" value="1.00"/>	hours	<input type="text" value="1.00"/>	hours	<input type="text" value="1.50"/>	hours
<b>Other offices</b>	<input type="text" value="8.00"/>	hours	<input type="text" value="2.00"/>	hours	<input type="text" value="2.00"/>	hours	<input type="text" value="1.00"/>	hours

Institution: University of Missouri-St Louis (178420)

User ID: 29C0011

**Summary****Academic Libraries Component Summary**

IPEDS collects important information regarding your institution. All data reported in IPEDS survey components become available in the IPEDS Data Center and appear as aggregated data in various Department of Education reports. Additionally, some of the reported data appears in your institution's Data Feedback Report (DFR). The purpose of this summary is to provide you an opportunity to view some of the data that, when accepted through the IPEDS quality control process, will appear on your DFR. Data Feedback Reports will be available through the [Data Center](#) and sent to your institution's CEO in November 2017.

Please review your data for accuracy. If you have questions about the data displayed below after reviewing the data reported on the survey screens, please contact the IPEDS Help Desk at: 1-877-225-2568 or [ipedshelp@rti.org](mailto:ipedshelp@rti.org).

<b>Library Collections/Circulation</b>	<b>Physical Collection</b>	<b>Digital/Electronic Collection</b>
Books	678,449	206,616
Databases		195
Media	4,127	0
Serials	20,238	643,720
Total Collection	702,814	850,531
Total Circulation	27,090	89

<b>Expenses</b>	<b>Amount</b>
Salaries and wages	\$1,750,075
Fringe benefits	\$579,177
Materials/services expenses	\$2,115,492
Operations and maintenance expenses	\$1,204,573
Total expenses	\$5,649,317

Institution: University of Missouri-St Louis (178420)

User ID: 29C0011

Edit Report

**Academic Libraries****University of Missouri-St Louis (178420)**

Source	Description	Severity	Resolved	Options
--------	-------------	----------	----------	---------

**Screen: Collections/Circulation and Interlibrary Loan Services**

Screen Entry	The number entered (27,090) is outside the expected range of between 27,156 and 50,432 compared to the prior year value. Please correct your data or explain. (Error #15015)	Explanation	Yes	
Reason:	Physical Library Circulation is down because of decrease in enrollment and decrease in gate count for library and more students using online resources.			