

Institutional Characteristics 2010-11

Institution: University of Missouri-Kansas City (178402)

User ID: 29C0011

Overview

Institutional Characteristics Overview

Welcome to the Institutional Characteristics (IC) survey. This survey collects important information about your institution's mission, admissions, students services, and student charges.

Much of the data reported on the IC survey appear on the NCES College Navigator, a college search service for students. It is important to report data correctly, as College Navigator is only updated one time after IC data have been reviewed, so errors may stay on the website for a full year.

Additionally, the pricing data are used to calculate the net price of attendance in the Student Financial Aid survey. This has important implications for what students see about your institution, and also for the net price watchlists.

Remember, it is the responsibility of the keyholder to provide NCES with accurate data about the institution. Please never hesitate to call the IPEDS Help Desk and ask for help to make sure that you are reporting correctly!

Changes to Institutional Characteristics:

- Doctor's-Professional Practice tuition will be collected for 9 selected programs.
- This survey component has been reordered, due to moving some of the items to the IC Header.

Reviews of the IC survey indicate a number of places where many people make errors. Please review the common errors listed below to ensure your institution does not make any reporting errors which may affect your institution's appearance to students and others.

- **Do not try to outsmart fatal errors.** In some cases, this provides false information to students or may cause an institution to appear on a watch list. Fatal errors are there for a reason - contact the Help Desk at 877.225.2568 and they will happily help you to figure out what you are doing incorrectly, or provide an override if necessary.
- **Admissions data are for first-time students only.**
- **Many institutions are open admission but indicate that they are not.** If your institution only requires a GED or other high school equivalent and/or an ability to benefit test, your institution is open admission.
- **If your institution makes numerous exceptions to an on-campus housing requirement, you should not indicate that you require students to live on campus.** This leads to inconsistent and problematic reporting on the Student Financial Aid survey.
- **Program reporters need to report tuition, fees, and living expenses for the entire length of the program for which they are reporting.** This has major implications for the calculation of net price.

To download survey materials package for this component: [Survey Materials](#)

To see last year's data submission for this component: [Reported Data](#)

Institution: University of Missouri-Kansas City (178402)

User ID: 29C0011

Part A - Mission Statement and System Office

1. Provide the institution's mission statement or a web address (URL) where the mission statement can be found. Typed statements are limited to 2,000 characters or less. The mission statement will be available to the public on College Navigator.

Mission

Statement URL:

Please begin URL with "http://" or "https://"

Mission Statement

2. System, Governing Board or Corporate Structure (please see instructions for reporting System or Corporate data).

Note: Do NOT indicate a religious affiliation here. That information is collected separately and differs from system name.

If you need assistance or need to make changes, contact the Help Desk at 1-877-225-2568. You will not be able to lock your submission if this question is blank.

- ☐ This institution is NOT a part of a system or corporate entity.
- ☒ This institution is a part of a system or corporate entity.

Specify name of the system or corporate entity.

University of Missouri

Institution: University of Missouri-Kansas City (178402)

User ID: 29C0011

Part B - Admissions and Estimated Enrollment


1. Does your institution have an open admission policy for all or most entering first-time degree/certificate-seeking undergraduate-level students?

If the only requirement for admission is a high school diploma or GED/other equivalent, your institution is still considered open admission. Institutions that require only an Ability to Benefit or similar test beyond the diploma/equivalent are also considered open admission.

If your institution does not have an open admission policy, you will be expected to answer additional questions (B2, B3, and B4) regarding your admissions procedures and admissions yield.

☐ Yes☒ No

You may use the space below to provide context for the data you've reported above. These context notes will be posted on the College Navigator website, and should be written to be understood by students and parents.



Institution: University of Missouri-Kansas City (178402)

User ID: 29C0011

Part B - Admission Requirements and Services - Admission Considerations

2. Please select the option that best describes how your institution uses any of the following data in its undergraduate selection process.

Admission Considerations	Required	Recommended	Neither Required nor Recommended	Don't Know
Secondary school GPA	<input checked="" type="radio"/>	<input type="radio"/>	<input type="radio"/>	<input type="radio"/>
Secondary school rank	<input checked="" type="radio"/>	<input type="radio"/>	<input type="radio"/>	<input type="radio"/>
Secondary school record	<input checked="" type="radio"/>	<input type="radio"/>	<input type="radio"/>	<input type="radio"/>
Completion of college-preparatory program	<input type="radio"/>	<input checked="" type="radio"/>	<input type="radio"/>	<input type="radio"/>
Recommendations	<input type="radio"/>	<input type="radio"/>	<input checked="" type="radio"/>	<input type="radio"/>
Formal demonstration of competencies (e.g., portfolios, certificates of mastery, assessment instruments)	<input type="radio"/>	<input type="radio"/>	<input checked="" type="radio"/>	<input type="radio"/>
<u>Admission test scores</u>				
<u>SAT / ACT</u>	<input checked="" type="radio"/>	<input type="radio"/>	<input type="radio"/>	<input type="radio"/>
Other Test (ABT, Wonderlic, WISC-III, etc.) Note: If this is the only requirement other than a diploma or equivalent, and few students are not admitted due to this test, please return to question 1 and indicate that your institution is open admission.	<input type="radio"/>	<input type="radio"/>	<input checked="" type="radio"/>	<input type="radio"/>
<u>TOEFL</u> (Test of English as a Foreign Language)	<input checked="" type="radio"/>	<input type="radio"/>	<input type="radio"/>	<input type="radio"/>

Institution: University of Missouri-Kansas City (178402)

User ID: 29C0011

Part B - Admission Requirements and Services - Selection Process

3. Provide the number of first-time, degree/certificate-seeking undergraduate students who applied, who were admitted, and who enrolled (either full- or part-time) at your institution for the most recent Fall period available. Include early decision, early action, and students who began studies during the summer prior to the selected fall reporting period.

Remember that this question is only applicable to first-time students, do not include other students in these totals.

Only report students at levels that you indicated were offered in the IC Header. If you made an error in the IC Header, please call the IPEDS Help Desk and correct your error.

Select reporting period:



Fall 2009



Fall 2010

	Men	Women	Total
Number of <u>applicants</u>	1,788	2,610	4,398
Number of <u>admissions</u>	1,153	1,843	2,996
Number (of admitted) that enrolled <u>full-time</u>	437	674	1,111
Number (of admitted) that enrolled <u>part-time</u>	14	21	35
Total enrolled full-time and part-time	451	695	1,146
Percent of admissions enrolled by full-time and part-time	39	38	38

4. If test scores are required for admission for first-time, degree/certificate-seeking undergraduate students, provide the number and percentage of *enrolled* students submitting SAT and/or ACT scores, as well as the 25th and 75th percentile scores for each test. Provide writing test scores *only* if used for admission. Provide data for the most recent group of *enrolled* students for whom data are available. Include new students admitted the summer prior to the selected fall reporting period.

DO NOT convert test scores (e.g., do not convert an SAT score to an ACT scale, etc.). If you have numbers for both SAT and ACT scores, **provide the percentiles for both tests.**

Select reporting period



Fall 2009



Fall 2010



Test scores NOT required

Number of enrolled students that submitted <u>SAT</u> scores	59
Percent of enrolled students that submitted SAT scores	5
Number of enrolled students that submitted <u>ACT</u> scores	1,057
Percent of enrolled students that submitted ACT scores	92

	<u>25th Percentile</u>	<u>75th Percentile</u>
SAT Critical Reading		
SAT Math	500	800
SAT Writing	480	600
ACT Composite	21	27
ACT English	20	28
ACT Math	19	26
ACT Writing		

You may use the space below to provide context for the data you've reported above. These context notes will be posted on the College Navigator website, and should be written to be understood by students and parents.

A large, empty rectangular box with a thin black border, likely intended for a form or data entry. It has a small 'x' icon in the top right corner and a small 'v' icon in the bottom right corner.

Institution: University of Missouri-Kansas City (178402)


User ID: 29C0011

Part B - Estimated Fall Enrollment**Estimated 2010 Fall Enrollment**

Provide an early estimate of the institution's fall enrollment for all levels offered. Levels should match those indicated 'Yes' in the IC Header survey. If you made an error in the Header survey, please contact the Help Desk.

These data will NOT appear in College Navigator, but will be made available via the IPEDS Data Center.

Estimates should be based on the definitions used in the IPEDS Fall Enrollment component submitted during the spring collection (for academic institutions report an estimate of the students that are/will be enrolled as of October 15, 2010; for program reporter institutions report an estimate of students enrolled in your institution at any time between August 1 and October 31, 2010). Prior year (PY) Fall Enrollment counts are provided for reference.

	Full-time	FT PY Enroll- ment	Part-time	PT PY Enroll- ment	Total
<u>Undergraduate (academic or occupational programs)</u>	6,744	6,264	3,106	3,117	9,850
<u>Of undergraduates, those who are first-time, degree/certificate-seeking students</u>	1,109	979 	36	25	1,145
<u>Graduate</u>	2,852	2,849	2,557	2,569	5,409

Institution: University of Missouri-Kansas City (178402)

User ID: 29C0011

Part C - Student Services - Special Learning Opportunities**1. Does your institution accept any of the following? [Check all that apply]**☒ Dual credit (college credit earned while in high school)☒ Credit for life experiences☒ Advanced placement (AP) credits☐ None of the above**2. What types of special learning opportunities are offered by your institution? [Check all that apply]**☒ Distance learning opportunities (e-learning)☒ ROTC☒ Army☐ Navy☐ Air Force☒ Study abroad☒ Weekend/evening college☒ Teacher certification (below the postsecondary level)☒ Students can complete their preparation in certain areas of specialization☐ Students must complete their preparation at another institution for certain areas of specialization☒ This institution is approved by the state for the initial certification or licensure of teachers☐ None of the above**3. If your institution grants a bachelor's degree or higher but does not offer a full 4-year program of study at the undergraduate level, how many years of completed college-level work are required for entrance?**

Number of years

Select One

Institution: University of Missouri-Kansas City (178402)

User ID: 29C0011

Part C - Student Services - Services, Library, Tuition**4. Which of the following selected student services are offered by your institution? [Check all that apply]**

- ☒ Remedial services
- ☒ Academic/career counseling services
- ☒ Employment services for current students
- ☒ Placement services for program completers
- ☒ On-campus day care for children of students
- ☐ None of the above

5. Does your institution have its own library or are you financially supporting a shared library with another postsecondary education institution?

- ☒ Have our own library
- ☐ Do not have our own library but contribute financial support to a shared library
- ☐ Neither of the above

6. Indicate whether or not any of the following alternative tuition plans are offered by your institution.

- ☐ No
- ☒ Yes
 - ☐ Tuition guarantee
 - ☐ Prepaid tuition plan
 - ☒ Tuition payment plan
 - ☐ Other (specify in box below)

You may use the space below to provide context for the data you've reported above. These context notes will be posted on the College Navigator website, and should be written to be understood by students and parents.

Institution: University of Missouri-Kansas City (178402)

User ID: 29C0011


Part C - Disability Service

Please indicate the percentage of all undergraduates enrolled during fall 2009 who were formally registered as students with disabilities with the institution's office of disability services (or the equivalent office).

☒ 3 percent or less☐ More than 3 percent:

%

You may use the space below to provide context for the data you've reported above. These context notes will be posted on the College Navigator website, and should be written to be understood by students and parents.

A large, empty rectangular text box with a light gray border and a vertical scrollbar on the right side, intended for providing context notes.

Institution: University of Missouri-Kansas City (178402)

User ID: 29C0011

Part D - Student Charges Questions**1. Are all full-time, first-time degree/certificate-seeking students required to live on campus or in institutionally-controlled housing?**

*If you answer **Yes** to this question, you will not be asked to report off-campus room and board in the price of attendance (D11).*

*If you make numerous exceptions to this rule, and have many of these students living off-campus, please answer **No** so that this does not cause conflicts with the Student Financial Aid survey.*

☒ No☐ Yes**2. Does your institution charge different tuition for in-district, in-state, or out-of-state students?**

*If you answer **Yes** to this question, you will be expected to report tuition amounts for in-district, in-state, and out-of-state students.*

*Please only select **Yes** if you really charge different tuition rates, or you will be reporting the same numbers 3 times.*

☐ No☒ Yes**3. Does your institution offer institutionally-controlled housing (either on or off campus)?**

*If you answer **Yes** to this question, you will be expected to specify a housing capacity, and to report a room charge or a combined room and board charge (D10).*

☐ No☒ YesSpecify housing capacity for academic year 2010-11

1,397

4. Do you offer board or meal plans to your students?

*If you answer **Yes** to this question, you will be expected to report a board charge or combined room and board charge (D10).*

☐ No☒ Yes - Enter the number of meals per week in the maximum meal plan available

12

☐ Yes - Number of meals per week can vary (e.g., students' charge meals against a meal card)



Institution: University of Missouri-Kansas City (178402)

User ID: 29C0011

Part D - Undergraduate Student ChargesIf the institution charges an application fee, indicate the amount.

	Amount	Prior year
<u>Undergraduate application fee</u>	35	35

5. Charges to full-time undergraduate students for the full academic year 2010-11*Please be sure to report an average tuition that includes all students at all levels (freshman, sophomore, etc.).*

	<u>In-district</u>	Prior year	<u>In-state</u>	Prior year	<u>Out-of-state</u>	Prior year
All full-time <u>undergraduates</u>						
Average <u>tuition</u>	7,368	7,368	7,368	7,368	18,957	18,459
<u>Required fees</u>	 1,234	905	 1,234	905	 1,234	905

6. Per credit hour charge for part-time undergraduate students

	<u>In-district</u>	Prior year	<u>In-state</u>	Prior year	<u>Out-of-state</u>	Prior year
<u>Per credit hour charge</u>	246	246	246	246	632	615

Institution: University of Missouri-Kansas City (178402)


User ID: 29C0011

Part D - Graduate Student ChargesIf the institution charges an application fee, indicate the amount.

	Amount	Prior year
<u>Graduate application fee</u>	35	35

*Please do not include tuition for Doctor's Degree – Professional Practice programs.
Data for those programs are collected separately.*

7. Charges to full-time graduate students for the full academic year 2010-11

	<u>In-district</u>	Prior year	<u>In-state</u>	Prior year	<u>Out-of-state</u>	Prior year
Average <u>tuition</u>	5,522	5,378	5,522	5,378	14,256	13,881
<u>Required fees</u>	 888	641	 888	641	 888	641

8. Per credit hour charge for part-time graduate students

	<u>In-district</u>	Prior year	<u>In-state</u>	Prior year	<u>Out-of-state</u>	Prior year
<u>Per credit hour charge</u>	307	299	307	299	792	771

Institution: University of Missouri-Kansas City (178402)

User ID: 29C0011

Part D - Student Charges - Graduate, Doctor's Professional Practice Tuition

9. List the typical tuition and required fees for a full-time Doctor's - professional practice student in any of the selected programs for the full academic year 2010-11.

DO NOT include room and board charges

Doctor's degree - professional practice

In-state

Out-of-state

1. **Chiropractic (D.C. or D.C.M.):**Tuition amountRequired fees2. **Dentistry (D.D.S. or D.M.D.):**Tuition amount

24,637

49,101

Required fees

1,259

1,259

3. **Medicine (M.D.):**

Tuition amount

20,603

41,206

Required fees

1,308

1,308

4. **Optometry (O.D.):**

Tuition amount

Required fees

5. **Osteopathic Medicine (D.O.):**

Tuition amount

Required fees

6. **Pharmacy (Pharm.D.):**

Tuition amount

16,680

36,675

Required fees

1,234

1,234

7. **Podiatry (Pod.D., D.P., or D.P.M.):**

Tuition amount

Required fees

8. **Veterinary Medicine (D.V.M.):**

Tuition amount

Required fees

9. **Law (J.D.):**

Tuition amount

14,703

29,028

Required fees

1,234

1,234

Institution: University of Missouri-Kansas City (178402)

User ID: 29C0011

Part D - Student Charges - Room and Board**10. What are the typical room and board charges for a student for the full academic year 2010-11?***If your institution offers room or board at no charge to students, enter zero.**If you report room and board separately, leave the combined charge blank. If you report a combined charge, leave the room and board charges blank.*

<u>Room</u> and <u>board charges</u>	Amount	Prior year
Room charge (Double occupancy)	NA	
Board charge (Maximum plan)	NA	
Combined room and board charge (Answer only if you CANNOT separate room and board charges.)	10,131	9,560

Institution: University of Missouri-Kansas City (178402)

User ID: 29C0011

Part D - Student Charges - Price of Attendance**11. Price of attendance for full-time, first-time undergraduate students:**

Please enter the amounts requested below. These data will be made available to the public on College Navigator. Data for prior years may be corrected. If your institution participates in any Title IV programs (Pell, Stafford, etc.), you must complete all information for the current year. *Estimates of expenses for books and supplies, room and board, and other expenses are those from the **Cost of Attendance report** used by the financial aid office in determining financial need. Please talk to your financial aid office to get these numbers, to ensure that you are reporting correct numbers.*

Leave items that do not apply blank and the system will fill in as "not applicable" or indicate that more information is needed. For example, if your institution was not open in 2007-08, leave those cells blank and call the Help Desk to override any errors. DO NOT attempt to overcome the errors by entering false data.

If the 2010-11 tuition and/or fees for *entering students* are covered by a tuition guarantee program, check the applicable box(es) under 'Tuition Guarantee'. Additionally, if the guarantee is not for a 0% increase, please indicate the maximum % increase guarantee.

Charges for full academic year

2007-08 2008-09 2009-10 2010-11

					<u>Tuition Guarantee</u> (check only if applicable to <i>entering students</i> in 2010-11)	Guaranteed increase %
Published <u>tuition</u> and <u>required fees</u>:						
<u>In-district</u>						
Tuition	6,605	7,368	7,368	7,368	<input type="checkbox"/>	
Required fees	845	905	905	1,234	<input type="checkbox"/>	
Tuition + fees total	7,450	8,273	8,273	8,602		
PY tuition + fees total	7450	8273	8273			
<u>In-state</u>						
Tuition	6,605	7,368	7,368	7,368	<input type="checkbox"/>	
Required fees	845	905	905	1,234	<input type="checkbox"/>	
Tuition + fees total	7,450	8,273	8,273	8,602		
PY tuition + fees total	7450	8273	8273			
<u>Out-of-state</u>						
Tuition	16,551	18,459	18,459	18,957	<input type="checkbox"/>	
Required fees	845	905	905	1,234	<input type="checkbox"/>	
Tuition + fees total	17,396	19,364	19,364	20,191		
PY tuition + fees total	17396	19364	19364			
<u>Books and supplies</u>	1,068	1,180	1,180	1,382		
On campus:						
<u>Room and board</u>	9,376	9,560	9,560	10,131		
<u>Other expenses</u>	5,240	5,930	5,930	5,841		
Room and board and other expenses	14,616	15,490	15,490	15,972		
Off campus (not with family):						
<u>Room and board</u>	8,660	8,320	8,320	8,670		
<u>Other expenses</u>	7,380	8,000	8,000	8,008		
Room and board and other expenses	16,040	16,320	16,320	16,678		
Off campus (with family):						

<u>Other expenses</u>	7,380	8,000	8,000	8,008
-----------------------	-------	-------	-------	-------

You may use the space below to provide context for the data you've reported above. These context notes will be posted on the College Navigator website, and should be written to be understood by students and parents.



Institution: University of Missouri-Kansas City (178402)

User ID: 29C0011

Part E - Athletic Association**1. Is this institution a member of a national athletic association?**☐

No

☒

Yes - Check all that apply

☒

National Collegiate Athletic Association (NCAA)

☐

National Association of Intercollegiate Athletics (NAIA)

☐

National Junior College Athletic Association (NJCAA)

☐

United States Collegiate Athletic Association (USCAA)

☐

National Christian College Athletic Association (NCCAA)

☐

Other

2. If this institution is a member of the NCAA or NAIA, specify the conference FOR EACH SPORT using the pull down menu.

Sport	NCAA or NAIA member		Conference
Football	<input checked="" type="radio"/> No	<input type="radio"/> Yes-Specify	Select One
Basketball	<input type="radio"/> No	<input checked="" type="radio"/> Yes-Specify	The Summit League
Baseball	<input checked="" type="radio"/> No	<input type="radio"/> Yes-Specify	Select One
Cross country and/or track	<input type="radio"/> No	<input checked="" type="radio"/> Yes-Specify	The Summit League

Summary

Institutional Characteristics Component Summary
Academic Year Reporters

IPEDS collects important information regarding your institution. All data reported in IPEDS survey components become available in the IPEDS Data Center and appear as aggregated data in various Department of Education reports. Additionally, some of the reported data appears specifically for your institution through the College Navigator website and is included in your institution's Data Feedback Report (DFR). The purpose of this summary is to provide you an opportunity to view some of the data that, when accepted through the IPEDS quality control process, will appear on the College Navigator website and/or your DFR. College Navigator is updated approximately three months after the data collection period closes and Data Feedback Reports will be available through the EXPt and sent to your institution's CEO in November 2011. Please review your data for accuracy. If you have questions about the data displayed below after reviewing the data reported on the survey screens, please contact the IPEDS Help Desk at: 1-877-225-2568 or ipedshelp@rti.org.

GENERAL INFORMATION

Mission Statement	http://www.umkc.edu/chancellor/umkc-mission-vision.asp	
Special Learning Opportunities	Distance learning opportunities (e-learning) Study abroad ROTC (Army) Weekend/evening college Teacher certification (below the postsecondary level)	
Student Services	Remedial services Academic/career counseling services Placement services for current students Employment services for program completers On-campus day care for children of students	
Credit Accepted	Dual credit (college credit earned while in high school) Credit for life experiences Advanced placement (AP) credits	
Undergraduate students enrolled who are formally registered with office of disability services	3 percent or less	

PRICING INFORMATION

Estimated expenses for academic year for full-time, first-time students				2007-08	2008-09	2009-10	2010-11
In-district tuition and fees	\$7,450			\$8,273	\$8,273	\$8,602	\$8,602
In-state tuition and fees	\$7,450			\$8,273	\$8,273	\$8,602	\$8,602
Out-of-state tuition and fees	\$17,396			\$19,364	\$19,364	\$20,191	\$20,191
Books and supplies	\$1,068			\$1,180	\$1,180	\$1,382	\$1,382
On Campus Room and Board	\$9,376			\$9,560	\$9,560	\$10,131	\$10,131
On Campus Other Expenses	\$5,240			\$5,930	\$5,930	\$5,841	\$5,841
Off Campus Room and Board	\$8,660			\$8,320	\$8,320	\$8,670	\$8,670
Off Campus Other Expenses	\$7,380			\$8,000	\$8,000	\$8,008	\$8,008
Off Campus with family Other Expenses	\$7,380			\$8,000	\$8,000	\$8,008	\$8,008
Average undergraduate student tuition and fees for academic year 2010-11				Tuition		Fees	
In-district	\$7,368			\$7,368		\$1,234	
In-state	\$7,368			\$7,368		\$1,234	
Out-of-state	\$18,957			\$18,957		\$1,234	
Average graduate student tuition and fees for academic year 2010-11				Tuition		Fees	
In-district	\$5,522			\$5,522		\$888	
In-state	\$5,522			\$5,522		\$888	

Out-of-state		\$14,256		\$888
Alternative tuition plans			Tuition payment plan	
ADMISSIONS INFORMATION				
Open admission		No		
Undergraduate application fee 2010-11		\$35		
Undergraduate Admissions Fall 2010		Total	Male	Female
	Number of applicants	4,398	1,788	2,610
	Percent admitted	68%	64%	71%
	Percent admitted who enrolled	38%	39%	38%
Admissions Considerations		Required		Recommended
		Secondary school GPA Secondary school rank Secondary school record Admission test scores (SAT/ACT) TOEFL (Test of English as a Foreign language)		Completion of college-preparatory program
Test Scores Fall 2010 (enrolled full-time students)		# Submitting Scores		% Submitting Scores
	SAT	59		5%
	ACT	1,057		92%
		25 th Percentile		75 th Percentile
	SAT Critical Reading	N/A		N/A
	SAT Math	500		800
	SAT Writing	480		600
	ACT Composite	21		27
	ACT English	20		28
	ACT Math	19		26
	ACT Writing	N/A		N/A

Explanation Report

Number	Source	Location	Description	Severity	Accepted
Screen: Selection Process					
1	Row 19 Column 2	Screen Entry	The number of enrolled first-time, degree/certificate seeking students that submitted test scores should equal the total number of first-time students enrolled full-time and part-time. Please fix or explain.	Explanation	Yes
Reason:	The SAT is not the primary test used for entrance into the University of Missouri, the ACT is. The low number of SAT represents students who come from outside of the Midwest region.				
2	Row 27 Column 2	Screen Entry	You reported the number of students who submitted SAT test scores but you did not enter any percentiles. Please explain or fix.	Explanation	Yes
Reason:	SAT Critical Reading scores are not available.				
3	Row 27 Column 3	Screen Entry	You reported the number of students who submitted SAT test scores but you did not enter any percentiles. Please explain or fix.	Explanation	Yes
Reason:	SAT Critical Reading scores are not available.				
4	Row 33 Column 2	Screen Entry	You reported the number of students who submitted ACT test scores but you did not enter any percentiles. Please explain or fix.	Explanation	Yes
Reason:	ACT Writing scores are not available.				
5	Row 33 Column 3	Screen Entry	You reported the number of students who submitted ACT test scores but you did not enter any percentiles. Please explain or fix.	Explanation	Yes
Reason:	ACT Writing scores are not available.				
Screen: Enrollment					
6	Row 8 Column 5	Screen Entry	The number you entered, 36, is outside the expected range of within 30% of the number reported in last year's Enrollment. Please fix or explain.	Explanation	Yes
Reason:	The is an official headcount number, not an estimate.				
Screen: Undergrad Tuition					
7	Row 7 Column 2	Screen Entry	This value should be within 20% of prior year.	Explanation	Yes
Reason:	The large increase is due to a new Student Union Fee in Fall 2010.				
8	Row 7 Column 4	Screen Entry	This value should be within 20% of prior year.	Explanation	Yes
Reason:	The large increase is due to a new Student Union Fee in Fall 2010.				
9	Row 7 Column 6	Screen Entry	This value should be within 20% of prior year.	Explanation	Yes
Reason:	The large increase is due to a new Student Union Fee in Fall 2010.				
Screen: Grad Tuition					

10	Row 19 Column 2	Screen Entry	This value should be within 20% of prior year.	Explanation	Yes
Reason:	The large increase is due to a new Student Union Fee in Fall 2010.				
11	Row 19 Column 4	Screen Entry	This value should be within 20% of prior year.	Explanation	Yes
Reason:	The large increase is due to a new Student Union Fee in Fall 2010.				
12	Row 19 Column 6	Screen Entry	This value should be within 20% of prior year.	Explanation	Yes
Reason:	The large increase is due to a new Student Union Fee in Fall 2010.				

[Print Form\(s\)](#)[Get PDF File](#)[Go Back](#)